



**Tackling Crime**

**Castlereagh Area**

# **District Policing Partnerships**

## **3 Month Report**



Figures Extracted 15 August 2008



***District Policing  
Partnerships***

*Local people shaping local policing*

## Section 1) Progress Towards Achieving Targets in the Local Policing Plan for 2008/2009

<b>Domain: Tackling Crime</b>					
<b>LPP Target</b>	<b>Apr-Jun 07/08</b>	<b>Apr-Jun 08/09</b>	<b>% Change (Raw Data)</b>	<b>Target</b>	<b>Comment on reasons for change in performance</b>
3.1.2 To reduce the total number of domestic burglaries by 12	64	57	-7 (-10.9%)		Media releases to advise members of public to lock their houses/premises. Hotspot analysis of burglary locations and focusing of patrols in those areas. Number of Neighbourhood Watch Schemes increased to 14. Anti burglary patrols implemented in April/May involving Uniform and Crime Team officers. High-visibility patrolling of hot spot areas.
4.1.1 To increase the clearance rate by 5% points.	18.9%	14.1%	-4.8%		Service-wide clearance rates have been temporarily reduced mainly to the implementation effects of the Niche case handling system.

### Strategy

Strategic and tactical management meetings are conducted on a regular basis at both Area and District level. Daily review of all incidents/patterns of reported crime. Full use made of Analysts in order to analyse particular problems and identify trends/patterns and locations of crime.

Maximum use of partnerships with Community groups and increase in the number of Neighbourhood Watch Schemes.

Proactive operations implemented to tackle burglaries and anti-social behaviour.

Maximum use of Media to advise members of the public of recurring crime trends and to offer crime prevention advice.  
Use of District Crime Team on reactive and proactive intelligence led operations.

Maximum attendance of CSI to all burglaries will hopefully pay dividends by increasing detections.

## Domain: Promoting Community Safety

LPP Target	Apr-Jun 07/08	Apr-Jun 08/09	% Change (Raw Data)	Target	Comment on reasons for change in performance
5.1.2 To reduce the number of incidents of anti-social behaviour by 170.	1025	753	272 (-26.5%)	✓	Hotspot patrolling and identifying habitual offenders. Full use of Youth Diversion system and reports of offenders. Several anti-social behaviour operations conducted by Neighbourhood officers. Use of POPT to target anti-social behaviour.
5.2.2 To reduce the total number of recorded crimes of criminal damage by 45	185	166	19 (-10.3%)	✓	Proactive patrolling of main Hotspot areas. Pro prosecution policy where offenders are identified. Forensic opportunities are explored and exploited as appropriate.
5.3.1 To increase the number of arrests for disorderly behaviour and breach of the peace by 10%	18	13	-27.7%	✗	Baseline established last year. Currently under target but hopeful of an increase throughout the year.
5.4.1 To increase the number of referrals for consumption of alcohol in a public place by 20%	17	7	-58.8%	✗	Number of referrals down this period but am hopeful of an increase in next reporting period. Although there is a decrease in number of referrals to Council, there have been a number of reports to Youth Diversion Officer for underage drinking and a significant number of units of alcohol seized (715 units seized)
5.5.1 To establish a baseline figure for the number of units of alcohol seized in a public place.	N/A	715	N/A	N/A	Baseline being established this year.
6.1.1 To report the number and location of community engagement meetings in line with the Partners and Community Together (PACT) model of neighbourhoods.	N/A	19			Neighbourhood officers continue to develop Community Engagement meetings.  (see Strategy below)

## Strategy

Proactive patrolling of identified hotspot areas.

Maximum use of Police Officers Part Time to tackle anti-social behaviour and provide reassurance by high-visibility patrolling.

Robust prosecution policy through either PPS or Youth Diversion Scheme.

The following PACT meetings have taken place.

3 x Crime watch meetings in Dundonald NIHE offices.

1 x Meeting re Ballybeen improvement in NIHE offices in Dundonald.

1 x CPLC meeting in Carryduff PSNI.

2 x Meetings re 'Clean the Been' in NIHE offices in Dundonald.

6 x Youth engagement meetings in Lough Moss Leisure Centre, Hanwood Centre Carryduff PSNI and Dundonald PSNI.

3 x Meetings with Cab Man at Belvoir Community House.

2 x Meetings with Community in Transformation in Cregagh Community Centre.

1 x Meeting with Braniel Residents in Braniel Community Centre.

## Section 2) Trend Data for Local Policing Plan Targets 2008/2009

Local Policing Plan Targets for 2008/2009								
Local Policing Plan Targets for 2008 / 2009	Apr 08 - Jun 08	Target	Apr 08 - Sept 08	Target	Apr 08 - Dec 08	Target	Apr 08 - Mar 09	Target
3.1.2 To reduce the total number of domestic burglaries by 12	-7	✓						
4.1.1 To increase the clearance rate by 5% points.	-4.8%	✗						
5.1.2 To reduce the number of incidents of anti-social behaviour by 170.	-272	✓						
5.2.2 To reduce the total number of recorded crimes of criminal damage by 45	-19	✓						
5.3.1 To increase the number of arrests for disorderly behaviour and breach of the peace by 10%	-27.7%	✗						
5.4.1 To increase the number of referrals for consumption of alcohol in a public place by 20%	-58.8%	✗						
5.5.1 To establish a baseline figure for the number of units of alcohol seized in a public place.	715	N/A						

Note: The trend information is a snapshot each quarter of how the local PSNI has been performing against LPP targets during the year.

### Section 3) Summary of Recorded Crime and Clearance Rates within the Castlereagh Area

Summary of Recorded Crime and Clearance Rates within Castlereagh Quarter 1 Report: April to June							
figures last updated on 15 August 2008 at 05:33:18							
Recorded	Recorded Apr-Jun 07/08	Recorded Apr-Jun 08/09	% change	Cleared Apr-Jun 07/08	% Cleared Apr-Jun 07/08	Cleared Apr-Jun 08/09	% Cleared Apr-Jun 08/09
1. Offences against the person	93	111	19.4%	38	40.9%	32	28.8%
2. Sexual Offences	7	20	185.7%	0	0.0%	1	5.0%
3. Burglary	89	104	16.9%	0	0.0%	1	1.0%
(Domestic Burglary)	64	67	-10.9%	0	0.0%	0	0.0%
4. Robbery	13	2	-84.6%	4	30.6%	0	0.0%
5. Theft	107	148	38.3%	32	29.9%	31	20.9%
(Theft from vehicles)	12	25	108.3%	0	0.0%	0	0.0%
(Theft of vehicles)	14	9	-35.7%	4	28.6%	1	11.1%
6. Fraud and Forgery	22	23	4.5%	3	13.6%	1	4.3%
7. Criminal Damage	165	166	-10.3%	11	5.9%	9	5.4%
8. Offences against the state	2	2	0.0%	0	0.0%	0	0.0%
9. Other notifiable offences	23	13	-43.5%	14	60.9%	8	61.5%
Total not yet assigned to offence category	0	0	/0	0	/0	0	/0
<b>Violent Crime (1, 2 &amp; 4)</b>	<b>113</b>	<b>133</b>	<b>17.7%</b>	<b>42</b>	<b>37.2%</b>	<b>33</b>	<b>24.8%</b>
<b>Total Crime</b>	<b>541</b>	<b>589</b>	<b>8.9%</b>	<b>102</b>	<b>18.9%</b>	<b>83</b>	<b>14.1%</b>
Crime Undercount for Apr-Jun 0708	0	0	/0	na	na	na	na
<b>Total Crime including undercount</b>	<b>541</b>	<b>589</b>	<b>8.9%</b>	<b>na</b>	<b>na</b>	<b>na</b>	<b>na</b>

Note: As there is (up to) a 4 day time lag between a crime being recorded and it appearing on the PSNI's recorded crime system, the crime undercount should be stated clearly beneath the table. This is the number of crimes that have still to be recorded within the DCU and is only available at a Total Crime Level.

**A Breakdown of Crime Types as Shown in the Table Above**

<p><b>Offences against the person (class 1)</b>  Murder                      Manslaughter  Infanticide                Attempted murder  Threat or conspiracy to murder  Causing death/GBH by dangerous driving or aggravated vehicle taking  Wounding with intent/GBH with intent  Wounding/GBH  AOABH  Common assault/aggravated assault  Assault on police  Intimidation  Harassment  Explosives offences endangering life  Firearms offences endangering life  Other offences against the person</p>	<p><b>Sexual offences (class 2)</b>  Rape  Attempted rape  Unlawful carnal knowledge of a girl under 14 years  Unlawful carnal knowledge of a girl 14 and under 17 years  Indecent assault on a female  Indecent assault on a female child  Indecent assault on a male  Indecent assault on a male child  Indecency between males  Indecent exposure  Indecent conduct towards a child  Other sexual offences</p>	<p><b>Burglary (class 3)</b>  Domestic burglary  <ul style="list-style-type: none"> <li>• Burglary in a dwelling</li> <li>• Aggravated burglary in a dwelling</li> </ul> Non domestic burglary  <ul style="list-style-type: none"> <li>• Burglary in a building other than in a dwelling</li> <li>• Aggravated burglary other than in a dwelling</li> </ul> Going equipped</p>
<p><b>Robbery (class 4)</b>  Robbery  Armed robbery  Hijacking</p>	<p><b>Theft (class 5)</b>  Theft, one person from another  Theft in a dwelling  Theft by an employee  Theft of pedal cycles  Shoplifting  Vehicle crime  <ul style="list-style-type: none"> <li>• Theft from motor vehicles</li> <li>• Theft or unauthorised taking of motor vehicles</li> </ul> Vehicle tampering/interference  Handling of stolen goods  Other thefts</p>	<p><b>Fraud and forgery (class 6)</b>  Deception  Forgery and counterfeiting  Making off without payment  Other frauds</p>

<b>Criminal damage (class 7)</b> Arson Petrol bombing offences Explosive offences Criminal damage/malicious damage offences Other criminal damage offences	<b>Offences against the state (class 8)</b> Offences under anti-terrorism legislation Firearms offences Offences under Public Order (NI) Order Other offences against the public order	<b>Other notifiable offences (class 9)</b> Blackmail Kidnapping and false imprisonment Drug offences – trafficking and non-trafficking offences Dangerous driving Breach of orders Other notifiable offences
---	--	--

**Anti-Social Behaviour**

**ASB Incidents** are a group of non-crime incidents that are reported to the police (i.e. they do not result in a notifiable offence). These are recorded by the PSNI on their Command & Control system and are classified as ASB in accordance with the National Standard for Incident Recording (NSIR).

ASB incidents consist of the following incident types:

- Abandoned Vehicles - (Not Stolen Or Causing An Obstruction)
- Animal Problems
- Begging / Vagrancy
- Hoax Calls To Emergency Services
- Inappropriate Use / Sale / Possession Of Fireworks
- Noise
- Malicious Communications
- Prostitution Related Activity
- Rowdy / Nuisance - Environmental Damage / Littering
- Rowdy / Nuisance - Neighbours
- Rowdy / Nuisance - Rowdy or Inconsiderate Behaviour
- Street Drinking
- Substance Misuse
- Trespass
- Vehicle Nuisance / Inappropriate Vehicle Use

**Sanction / Non-Sanction Clearance rates**

Sanction clearance refers to clearances where a 'sanction' is taken against the accused person as opposed to clearances that result in 'no further police action'. Sanction clearances include the following types; charge/summons, TIC, adult caution, adult informed warning, juvenile restorative caution, juvenile informed warning and juvenile prosecutorial diversion

## Section 4) Policing with the Community [OPTIONAL]

Strategy and/or progress under Policing with the Community	Impact
<p>There are '14' <b>Neighbourhood Watch</b> schemes in operation in the Area.</p> <p>1 Glenhugh Park, Castlereagh            42 Glenhugh Park, Castlereagh            Sunderland Road / Stirling Avenue, Castlereagh            Ballyhanwood, Dundonald            Ballyrussell Road, Dundonald            Manns Road, Dundonald            Oakwood Avenue, Carryduff            The Crescent, Carryduff            Wynchurch Avenue, Castlereagh            Peartree Hill, Dundonald            Downshire Road            Willowbank Drive            Millars Forge            Lenaghan Park</p>	<p>The number of Neighbourhood Watch schemes has increased to 14 with 2 new schemes coming on board in Millars Forge and Lenaghan Park.</p> <p>The Neighbourhood Watch co-ordinator continues to meet regularly with Neighbourhood Watch members. She works closely with Neighbourhood Officers to identify areas where there have been burglaries.</p>
<p>'<b>Clean the Been</b>' is a new project aimed at youth outreach to get the youth of Ballybeen to take pride in their Neighbourhood. The aim is to reduce Anti Social Behaviour in the area and promote citizenship. PSNI Neighbourhood officers work in partnership with local churches, Community Safety Partnership, NIHE and Ballybeen Improvement Group (BIG)</p>	<p>PSNI Neighbourhood officers launched an initiative involving youths in Ballybeen encouraging them to take pride in their neighbourhood. They did a 'litter pick up' to clean the area and remove graffiti.</p>

<p>PSNI Neighbourhood Officers have been working in partnership with CPLC in Carryduff and Dundonald to <b>Renew CLPC</b>. They have been encouraging young people to get active in their Neighbourhood with a view to becoming members of the CPLC. Trying to promote citizenship and regenerate neighbourhoods.</p>	<p>PSNI Neighbourhood Officers and members of CPLC in Carryduff held 4 activities over the summer period for young people in the Area, which included, Wall Climbing, Disco, Trip to the Ice Bowl and a display by PSNI Traffic and Dog Section. These activities were cross community and were very successful with 150 – 200 young people attending.</p> <p>In Dundonald Neighbourhood Officers organised a Workshop in the Hanwood Centre along with CPLC members. 25 – 30 young people attended and subjects discussed were Crime in the Area, the effects of crime on residents and young people. How crime affects employment for young people.</p>
<p>A Bikesafe project took place to try to reduce incidents of anti social behaviour involving scramblers in Belvoir Forest. PSNI Neighbourhood Officers working in partnership with Belvoir Forestry Service and Roads Policing Urban.</p>	<p>Around 30 local youths from the area attended this event along with Neighbourhood Officers from Castlereagh, Community Leaders and Police Officers from Roads Policing. The youths were given a demonstration on the practicalities of the Police Motorcycle and Push Bike. Legislation was explained in relation to off road vehicles and responsibilities of owners of these vehicles. The event was very successful and all who attended found it very informative and enjoyable.</p>

## Section 5) Community Safety Projects [OPTIONAL]

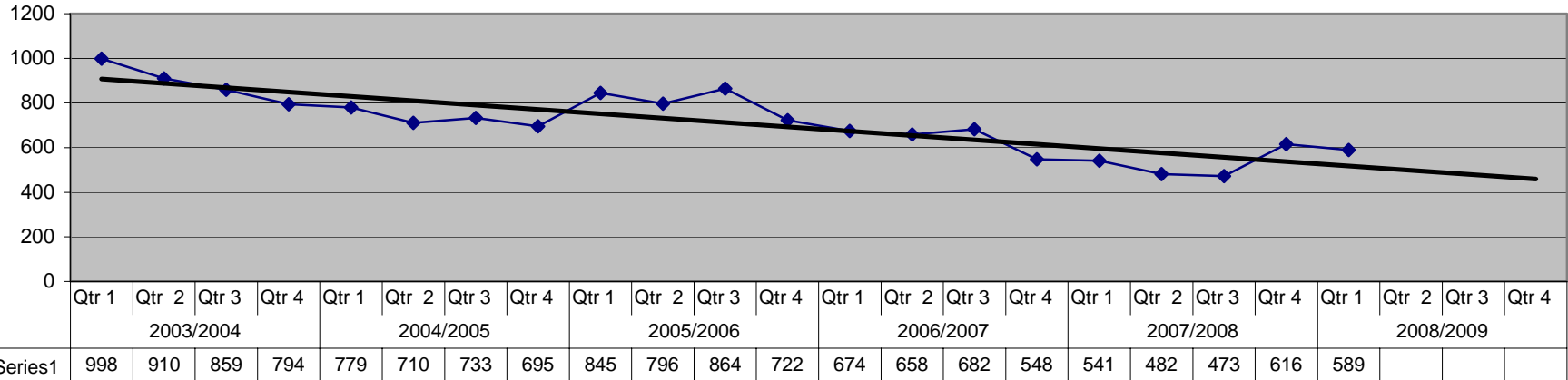
Strategy and/or contribution towards Community Safety Projects	Impact
<p>The '<b>Safety Wristband</b>' initiative was launched at Marks &amp; Spencer, Forestside on the 28/11/06. This project was funded by the CSP and is aimed at pre-school, key stage one children and children and young persons with learning difficulties.</p>	<p>Wristbands continue to be available throughout all shops in Forestside. Community Safety Officer attended schools in June and distributed wristbands to children.</p> <p>This has subsequently been adopted by the NSPCC to run in conjunction with their 'Safe Child' scheme.</p>
<p>The annual <b>Bee Safe</b> event held in April is a multi agency partnership, which seeks to educate and advise P7 pupils on a wide range of safety measures. Partners include Police, Translink, Northern Ireland Electricity, South and East Belfast Trust, Council, Northern Ireland Blind Centre and Fire and Rescue Service and Home Accident Prevention.</p>	<p>All schools that took part found this event very enjoyable and informative for the children.</p> <p>An evaluation was carried out and good feedback was received from schools</p>

<p><b>Internet Safety</b> – Working with parent groups to promote safer use of the internet by their siblings. Addressing issues such as Cyber Bullying, Paedophiles on line and Internet Fraud.</p>	<p>A number of parents spoken to making them aware of the potential dangers posed by the Internet.</p> <p>Some Primary and High Schools have been visited by Community Safety Officer who gave talks to the children. He also attended some Parent Evenings to speak with parents about the dangers of the Internet.</p>
<p><b>Work Experience</b> – Encouraging young people to consider PSNI as a career. This project takes young people for a week through Police training, fingerprinting etc highlighting the effects of crime from a PSNI perspective.</p>	<p>30 students have been involved in this project which has been very successful and a number of young people have gone on to join the PSNI.</p>

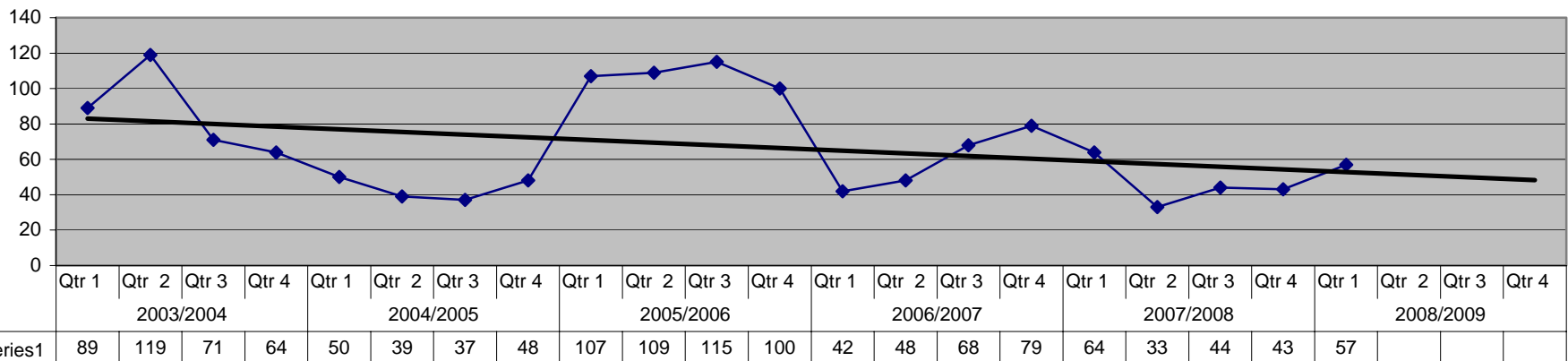
## Glossary of Terms

ABC	Acceptable Behaviour Contract	NIACRO	Northern Ireland Association for the Care and Resettlement of Offenders
ABH	Actual Bodily Harm	NICCY	Northern Ireland Commissioner for Children and Young People
ANPR	Automatic Number Plate Recognition	NIHRC	Northern Ireland Human Rights Commission
ARA	Asset Recovery Agency	NIM	National Intelligence Model
ASB(O)	Anti-Social Behaviour (Order)	NIO	Northern Ireland Office
CID	Criminal Investigation Department	NIPB	Northern Ireland Policing Board
CJI(NI)	Criminal Justice Inspectorate (NI)	NISRA	Northern Ireland Statistics and Research Agency
CPLC	Community Police Liaison Committee	NSIR	National Standard for Incident Recording
CRO	Criminal Records Office	OCTF	Organised Crime Task Force
CSI	Crime Scene Investigator	OCU	Operational Command Unit
CSP	Community Safety Partnership	OPONI	The Office of the Police Ombudsman for Northern Ireland
CSU	Community Safety Unit (NIO)	PACE	Police and Criminal Evidence (Act)
CSU	Central Statistics Unit, PSNI	PCSO	Police Community Support Officer
DCU	District Command Unit	PFNI	Police Federation for Northern Ireland
DPP	District Policing Partnership	PSNI	Police Service of Northern Ireland
FTC	Fatal Traffic Collision	PTR	Part Time Reserve
FTR	Full Time Reserve	RTC	Road Traffic Collision
GBH	Grievous Bodily Harm	SNEN	Single Non-Emergency Number
GIS	Geographical Information System	SOC	Scene of Crime
HVP	High Visibility Patrol	TSG	Tactical Support Group
KPI	Key Performance Indicator	VFM	Value for Money
KSI	Killed or Seriously Injured	YCA	Youths Causing Annoyance
LGBT	Lesbian, Gay, Bisexual, Transgender	YDO	Youth Diversion Officer
MLO	Minority Liaison Officer		
NAO	National Audit Office		
NCIS	National Criminal Intelligence Service		

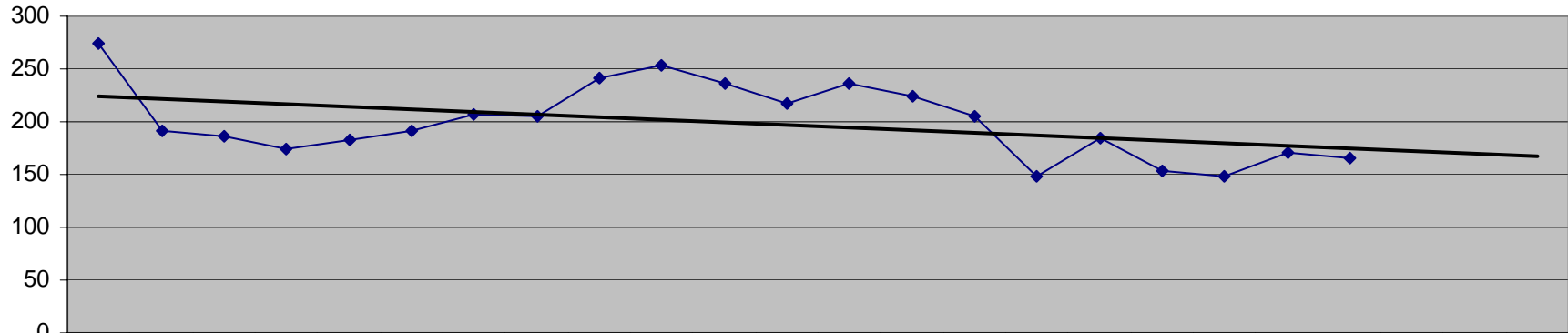
### All Crime



### Domestic Burglary



### Criminal Damage



	Qtr 1	Qtr 2	Qtr 3	Qtr 4	Qtr 1	Qtr 2	Qtr 3	Qtr 4	Qtr 1	Qtr 2	Qtr 3	Qtr 4	Qtr 1	Qtr 2	Qtr 3	Qtr 4	Qtr 1	Qtr 2	Qtr 3	Qtr 4	Qtr 1	Qtr 2	Qtr 3	Qtr 4	
	2003/2004				2004/2005				2005/2006				2006/2007				2007/2008				2008/2009				
Series1	274	192	186	175	182	191	207	206	241	254	237	218	237	225	206	148	185	154	148	171	166				

### Anti Social Behaviour

