



**Tackling Crime**

**CASTLEREAGH AREA**

# **District Policing Partnerships**

## **3 Month Report**

Figures Extracted 12<sup>th</sup> August 2009




***District Policing  
Partnerships***

Local people shaping local policing

## Section 1) Progress Towards Achieving Targets in the Local Policing Plan for 2009/2010<sup>1 2</sup>

LPP Target	Apr-Jun 08/09	Apr-Jun 09/10	% Points Change (Raw Data)	Target	Comment on reasons for change in performance
1.1.2 To reduce the total number of recorded crimes in line with service targets (1,2)	589	599	1.7%	At the end of 12 months target. To reduce by 5.1%	Total crime has risen very slightly, by 8 crimes. The main increases have been in OAP, criminal damage and Other notifiable offences. We have noted increased reports of Assault from YOC. Criminal damage has increased by 10 crimes and is very sporadic. Numerically Other notifiable Offences have increased most (20). This is as a result of more offences of dangerous driving, more drugs offences, more breaches of NMO and more breaches of ASBO being recorded. Regionally crime has increased by 1.9% and District Crime has increased by 9.8%.
1.3.2 To reduce the total number of Domestic burglaries in line with service targets (1,3)	57	50	-12.3%	At the end of 12 months target to reduce by 12.5%	Burglary has reduced by 21 and domestic burglary has reduced by 7. There has been a very focused effort in this crime area during the period. This has included Media releases to advise members of public to lock their houses/premises. Hotspot analysis of burglary locations and focusing of patrols in those areas. Number of Neighbourhood Watch Schemes increased to 15. Anti burglary patrols implemented on a daily basis involving Uniform and Crime Team officers. High-visibility patrolling of hot spot areas. Regionally Domestic Burglary has reduced by 6.2% and on a District basis by 4.5%.

1.5.2 To reduce the number of incidents of anti-social behaviour to ensure a 15% reduction by 31/03/2011 (4)	753	624	-17.1%		Anti – social behaviour has reduced significantly in Carryduff and Castlereagh. Slight and intermittent increases have been noted in Dundonald. Hotspot patrolling and identifying habitual offenders continues. Full use of Youth Diversion system and reports of offenders. Several anti-social behaviour operations conducted by Neighbourhood officers. Use of POPT to target anti-social behaviour.
<b>Strategy</b>					<b>Impact</b>
Local PSNI strategy/ies to help meet the targets should be included in this section.					The impact of local PSNI strategy/ies (detailed in the left hand column) should be reported in this section. Various methods can be used to demonstrate the impact of the strategy reported e.g. bar-charts, graphs.
Operation Blitzen was co-ordinated to address an increase in Burglaries throughout the last financial year					Burglaries have reduced and detection rate has increase.
To carefully analyse all crime types and ascertain any trends, hotspots or repeat offending with a view to early and effective resolution.					Increased awareness of problem areas leading to a greater emphasis and focused response and patrol activity.
Community Safety Strategy which is closely and carefully linked to local priorities.					Focused use of available resources against identified priorities.
Youth Alcohol Strategy/ Operation Snapper					Tar-getting and measuring of activities directed towards anti-social behaviour and its links with alcohol.
Offender Management Strategy					Detailed analysis of offenders with specific action plans in relation to Carefully identified Area and District Offenders.

Op Convertor	Co-ordinates and prioritises activity towards maximising forensic opportunities. CSI attendance at all Burglary scenes.
--------------	---

LPP Target	Apr-Jun 08/09	Apr-Jun 09/10	% Change (Raw Data)	Target	Comment on reasons for change in performance
2.4.1 To increase the clearance rate by 3% (5)	14.1%	27.4%	13.3%	✓	The increase to the clearance is very significant. We have introduced improved procedures for reviewing investigations and meeting targets in relation to file investigation. Officers are becoming more efficient in the use of IT systems and the interface with PPS is continuously improving. There is a determined effort to address public expectations in this area. Clearances rates have improved in virtually all crime types including Burglary, OAP, criminal damage and the overall figure for violent crime has increased by 20%

Strategy	Impact
Local PSNI strategy/ies to help meet the targets should be included in this section.	The impact of local PSNI strategy/ies (detailed in the left hand column) should be reported in this section. Various methods can be used to demonstrate the impact of the strategy reported e.g. bar-charts, graphs.

## Section 2) Trend Data for Local Policing Plan Targets 2009/2010

Local Policing Plan Targets for 2009/2010								
Local Policing Plan Targets for 2009 / 2010	Apr 09 - Jun 09	Target	Apr 09 - Sept 09	Target	Apr 09 - Dec 09	Target	Apr 09 - Mar 10	Target
1.12 To reduce the total number of recorded crimes in line with service targets (1,2)	+1.7%	12 mth target -5.1%	N/A	N/A	N/A	N/A	N/A	N/A
1.3.2 To reduce the total number of Domestic burglaries in line with service targets (1,3)	-12.3%	12 mth target -12.5%						
1.5.2 To reduce the number of incidents of anti-social behaviour to ensure a 15% reduction by 31/03/2011 (4)	-17.1%	✓						
2.4.1 To increase the clearance rate by 3%.	13.3%	✓						

Note: The trend information is a snapshot each quarter of how the local PSNI has been performing against LPP targets during the year.

### Section 3) Summary of Recorded Crime and Clearance Rates within the Castlereagh Area

Crime Classes	Recorded Apr-Jun 08/09	Recorded Apr-Jun 09/10	% Change	Cleared Apr-Jun 08/09	% Cleared Apr-Jun 08/09	Cleared Apr-Jun 09/10	% Cleared Apr-Jun 09/10
1. Offences against the person	111	128	15.3%	32	28.8%	63	49.2%
2. Sexual Offences	20	11	-45.0%	1	5.0%	3	27.3%
3. Burglary	104	83	-20.2%	1	1.0%	9	10.8%
(Domestic Burglary)	57	50	-12.3%	0	0.0%	4	8.0%
4. Robbery	2	5	150.0%	0	0.0%	2	40.0%
5. Theft	148	126	-14.9%	31	20.9%	34	27.0%
(Theft from vehicles)	25	10	-60.0%	0	0.0%	2	20.0%
(Theft of Vehicles)	9	12	33.3%	1	11.1%	3	25.0%
6. Fraud and Forgery	23	26	13.0%	1	4.3%	5	19.2%
7. Criminal Damage	166	178	7.2%	9	5.4%	17	9.6%
8. Offences against the state	2	5	150.0%	0	0.0%	2	40.0%
9. Other notifiable offences	13	34	161.5%	6	61.5%	27	79.4%
<b>Violent Crime (1,2 &amp; 4)</b>	<b>133</b>	<b>144</b>	<b>8.8%</b>	<b>33</b>	<b>24.8%</b>	<b>68</b>	<b>47.2%</b>
<b>Total Crime</b>	<b>589</b>	<b>599*</b>	<b>1.7%</b>	<b>83</b>	<b>14.1%</b>	<b>164</b>	<b>27.4%</b>

Note: As there is (up to) a 4 day time lag between a crime being recorded and it appearing on the PSNI's recorded crime system, the crime undercount should be stated clearly beneath the table. This is the number of crimes that have still to be recorded within the DCU and is only available at a Total Crime Level.

**\*This includes 3 crimes that have yet to be classified\***

A Breakdown of Crime Types as Shown in the Table Above		
<p><b>Offences against the person (class 1)</b>  Murder  Infanticide  Threat or conspiracy to murder  Causing death/GBH by dangerous driving or aggravated vehicle taking  Wounding with intent/GBH with intent  Wounding/GBH  AOABH  Common assault/aggravated assault  Assault on police  Intimidation  Harassment  Explosives offences endangering life  Firearms offences endangering life  Other offences against the person</p>	<p><b>Sexual offences (class 2)</b>  Rape  Attempted rape  Unlawful carnal knowledge of a girl under 14 years  Unlawful carnal knowledge of a girl 14 and under 17 years  Indecent assault on a female  Indecent assault on a female child  Indecent assault on a male  Indecent assault on a male child  Indecency between males  Indecent exposure  Indecent conduct towards a child  Other sexual offences</p>	<p><b>Burglary (class 3)</b>  Domestic burglary  <ul style="list-style-type: none"> <li>• Burglary in a dwelling</li> <li>• Aggravated burglary in a dwelling</li> </ul> Non domestic burglary  <ul style="list-style-type: none"> <li>• Burglary in a building other than in a dwelling</li> <li>• Aggravated burglary other than in a dwelling</li> </ul> Going equipped</p>
<p><b>Robbery (class 4)</b>  Robbery  Armed robbery  Hijacking</p>	<p><b>Theft (class 5)</b>  Theft, one person from another  Theft in a dwelling  Theft by an employee  Theft of pedal cycles  Shoplifting  Vehicle crime  <ul style="list-style-type: none"> <li>• Theft from motor vehicles</li> <li>• Theft or unauthorised taking of motor vehicles</li> </ul> Vehicle tampering/interference</p>	<p><b>Fraud and forgery (class 6)</b>  Deception  Forgery and counterfeiting  Making off without payment  Other frauds</p>

	Handling of stolen goods Other thefts	
<b>Criminal damage (class 7)</b> Arson Petrol bombing offences Explosive offences Criminal damage/malicious damage offences Other criminal damage offences	<b>Offences against the state (class 8)</b> Offences under anti-terrorism legislation Firearms offences Offences under Public Order (NI) Order Other offences against the public order	<b>Other notifiable offences (class 9)</b> Blackmail Kidnapping and false imprisonment Drug offences – trafficking and non-trafficking offences Dangerous driving Breach of orders Other notifiable offences

**Anti-Social Behaviour**

**ASB Incidents** are a group of non-crime incidents that are reported to the police (i.e. they do not result in a notifiable offence). These are recorded by the PSNI on their Command & Control system and are classified as ASB in accordance with the National Standard for Incident Recording (NSIR).

ASB incidents consist of the following incident types:

- Abandoned Vehicles - (Not Stolen Or Causing An Obstruction)
- Animal Problems
- Begging / Vagrancy
- Hoax Calls To Emergency Services
- Inappropriate Use / Sale / Possession Of Fireworks
- Noise
- Malicious Communications
- Prostitution Related Activity
- Rowdy / Nuisance - Environmental Damage / Littering
- Rowdy / Nuisance - Neighbours
- Rowdy / Nuisance - Rowdy or Inconsiderate Behaviour
- Street Drinking
- Substance Misuse
- Trespass
- Vehicle Nuisance / Inappropriate Vehicle Use

**Sanction / Non-Sanction Clearance rates**

Sanction clearance refers to clearances where a 'sanction' is taken against the accused person as opposed to clearances that result in 'no further police action'. Sanction clearances include the following types; charge/summons, TIC, adult caution, adult informed warning, juvenile restorative caution, juvenile informed warning and juvenile prosecutorial diversion

## Section 4) Policing with the Community

Strategy and/or progress under Policing with the Community	Impact
<p>There are '15' <b>Neighbourhood Watch</b> schemes in operation in the Area.</p> <ul style="list-style-type: none"> <li>• 1 Glenhugh Park, Castlereagh</li> <li>• 42 Glenhugh Park, Castlereagh</li> <li>• Sunderland Road / Stirling Avenue, Castlereagh</li> <li>• Ballyhanwood, Dundonald</li> <li>• Ballyrussell Road, Dundonald</li> <li>• Manns Road, Dundonald</li> <li>• Oakwood Avenue, Carryduff</li> <li>• The Crescent, Carryduff</li> <li>• Wynchurch Avenue, Castlereagh</li> <li>• Peartree Hill, Dundonald</li> <li>• Downshire Road</li> <li>• Willowbank Drive</li> <li>• Millars Forge</li> <li>• Lenaghan Park</li> <li>• Cairnshill Court</li> </ul>	<p>The Neighbourhood Watch co-ordinator continues to meet regularly with Neighbourhood Watch members.</p> <p>She works closely with Neighbourhood Officers, the DPP and CSP Managers to identify areas where there have been burglaries.</p> <p>A further 4 potential schemes are currently pending in the Clonduff and Braniel Area.</p>

## Section 5) Community Safety Projects

Strategy and/or contribution towards Community Safety Projects	Impact
<ul style="list-style-type: none"> <li>• The '<b>Safety Wristband</b>' initiative was launched at Marks &amp; Spencer, Forestside on the 28/11/06. This project was funded by the CSP and is aimed at pre-school, key stage one children and children and young persons with learning difficulties.</li>   <li>• The annual <b>Bee Safe</b> event held in April is a multi agency partnership, which seeks to educate and advise P7 pupils on a wide range of safety measures. Partners include Police, Translink, Northern Ireland Electricity, Council, Northern Ireland Blind Centre and Fire and Rescue Service and Home Accident Prevention.</li>   <li><b>Shopping Trolley Signage</b></li> <li>• Shopping trolleys in Forestside were fitted with signage highlighting the problem of handbag thefts. The signage is permanent with the ability to change the advert to pertain to any local crime initiative. As part of the Handbag Theft campaign lanyards were given to shoppers to secure their handbags to their trolleys. Leaflets in the shape of handbags were also distributed to shoppers in Forestside</li> </ul>	<ul style="list-style-type: none"> <li>• Wristbands continue to be available throughout all shops in Forestside. Community Safety Officer attended schools in June and distributed wristbands to children.</li>   <li>• This initiative has been adopted by the NSPCC to run in conjunction with their 'Safe Child' scheme.</li>   <li>• All schools that took part found this event very enjoyable and informative for the children that are preparing for the transition to senior school.</li>   <li>• An evaluation was carried out and positive feedback was received from schools.</li>   <li>• 80 trolleys have been fitted with the signage</li>   <li>• It is hoped to extend this initiative to Tesco's' and Asda in the local Castlereagh area</li> </ul>

to highlight the campaign. Mr Leighton, members of the Castlereagh Council and DPP launched the entire initiative.

- **Work Experience** – Encouraging young people to consider PSNI as a career. This project takes young people for a week through Police training, fingerprinting etc highlighting the effects of crime from a PSNI perspective.
- **Case Programme** – The citizenship and safety education programme is continually run within all local schools to encourage personal safety, positive citizenship and the prevention of crime. Some of the issues covered include Alcohol awareness, Drug awareness and youths causing annoyance.
- **Cop-Card** – A pilot scheme launched in Brooklands Primary School. This scheme is aimed to encourage young people to get to know their local community, and get involved with local community groups.

- 15 students have been involved in this project this year which has been very successful and a number of young people have gone on to join the PSNI.
- This is an ongoing scheme involving local schools.
- This was launched in June, and will continue throughout the year, closely monitored by Community Safety in connection with local Neighbourhood officers.

## Glossary of Terms

ABC	Acceptable Behaviour Contract	NIACRO	Northern Ireland Association for the Care and Resettlement of Offenders
ABH	Actual Bodily Harm	NICCY	Northern Ireland Commissioner for Children and Young People
ANPR	Automatic Number Plate Recognition	NIHRC	Northern Ireland Human Rights Commission
ARA	Asset Recovery Agency	NIM	National Intelligence Model
ASB(O)	Anti-Social Behaviour (Order)	NIO	Northern Ireland Office
CID	Criminal Investigation Department	NIPB	Northern Ireland Policing Board
CJI(NI)	Criminal Justice Inspectorate (NI)	NISRA	Northern Ireland Statistics and Research Agency
CPLC	Community Police Liaison Committee	NSIR	National Standard for Incident Recording
CRO	Criminal Records Office	OCTF	Organised Crime Task Force
CSI	Crime Scene Investigator	OCU	Operational Command Unit
CSP	Community Safety Partnership	OPONI	The Office of the Police Ombudsman for Northern Ireland
CSU	Community Safety Unit (NIO)	PACE	Police and Criminal Evidence (Act)
CSU	Central Statistics Unit, PSNI	PCSO	Police Community Support Officer
DCU	District Command Unit	PFNI	Police Federation for Northern Ireland
DPP	District Policing Partnership	PSNI	Police Service of Northern Ireland
FTC	Fatal Traffic Collision	PTR	Part Time Reserve
FTR	Full Time Reserve	RTC	Road Traffic Collision
GBH	Grievous Bodily Harm	SNEN	Single Non-Emergency Number
GIS	Geographical Information System	SOC	Scene of Crime
HVP	High Visibility Patrol	TSG	Tactical Support Group
KPI	Key Performance Indicator	VFM	Value for Money
KSI	Killed or Seriously Injured	YCA	Youths Causing Annoyance
LGBT	Lesbian, Gay, Bisexual, Transgender	YDO	Youth Diversion Officer
MLO	Minority Liaison Officer		
NAO	National Audit Office		
NCIS	National Criminal Intelligence Service		

## ALL CRIME

2006/2007				2007/2008				2008/2009				2009/2010			
Qtr 1	Qtr 2	Qtr 3	Qtr 4	Qtr 1	Qtr 2	Qtr 3	Qtr 4	Qtr 1	Qtr 2	Qtr 3	Qtr 4	Qtr 1	Qtr 2	Qtr 3	Qtr 4
674	1327	1990	2562	541	1009	1475	2112	589	1170	1692	2355	599			

## DOMESTIC BURGLARY

2006/2007				2007/2008				2008/2009				2009/2010			
Qtr 1	Qtr 2	Qtr 3	Qtr 4	Qtr 1	Qtr 2	Qtr 3	Qtr 4	Qtr 1	Qtr 2	Qtr 3	Qtr 4	Qtr 1	Qtr 2	Qtr 3	Qtr 4
42	90	160	237	64	96	141	184	57	116	185	248	50			

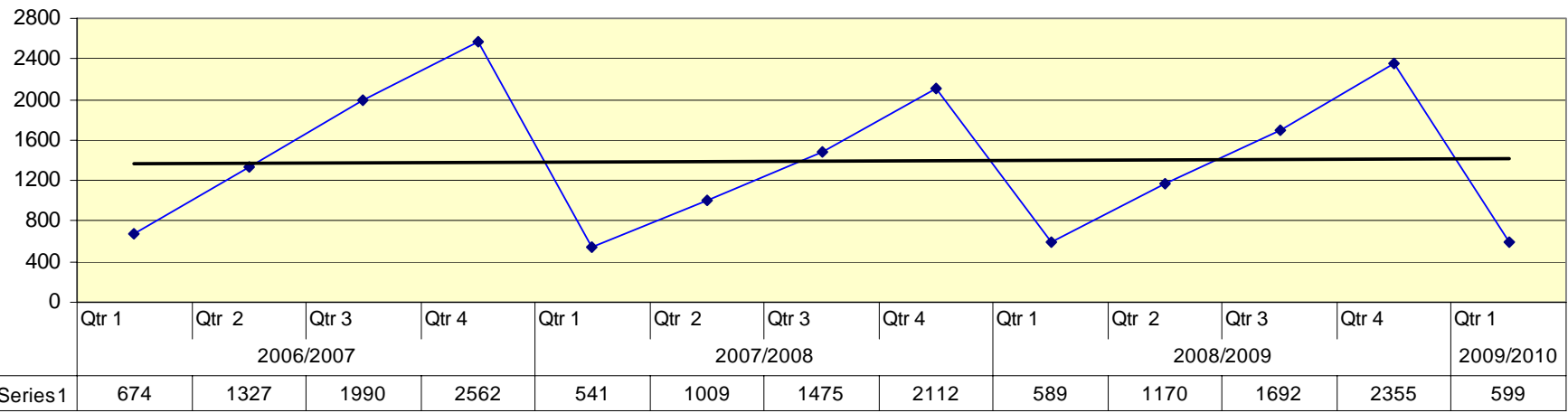
## ANTI SOCIAL BEHAVIOUR

2006/2007				2007/2008				2008/2009				2009/2010			
Qtr 1	Qtr 2	Qtr 3	Qtr 4	Qtr 1	Qtr 2	Qtr 3	Qtr 4	Qtr 1	Qtr 2	Qtr 3	Qtr 4	Qtr 1	Qtr 2	Qtr 3	Qtr 4
1063	2110	2982	3658	1025	1923	2607	3309	753	1287	1793	2295	624			

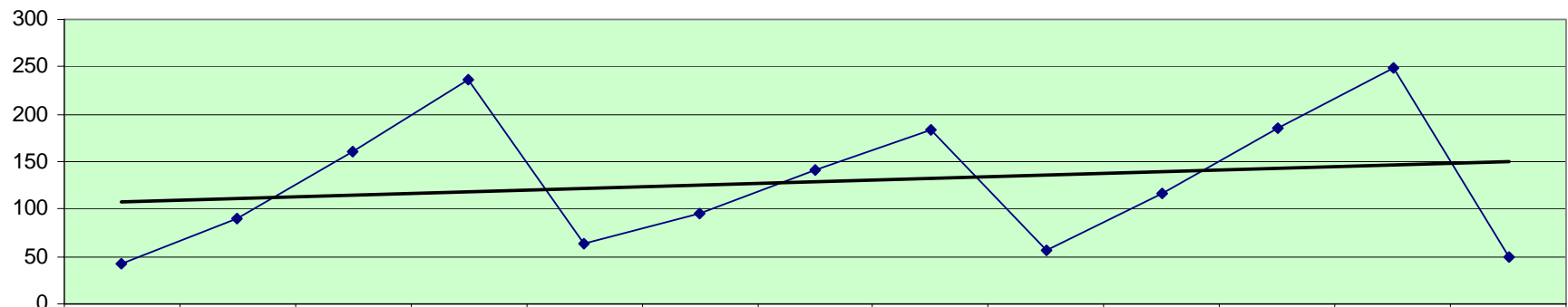
## CLEARANCE RATES

2006/2007				2007/2008				2008/2009				2009/2010			
Qtr 1	Qtr 2	Qtr 3	Qtr 4	Qtr 1	Qtr 2	Qtr 3	Qtr 4	Qtr 1	Qtr 2	Qtr 3	Qtr 4	Qtr 1	Qtr 2	Qtr 3	Qtr 4
23.1%	22.5%	16.4%	20.3%	18.9%	21.3%	21.0%	22.1%	14.1%	13.0%	15.5%	17.9%	27.4%			

## All Crime

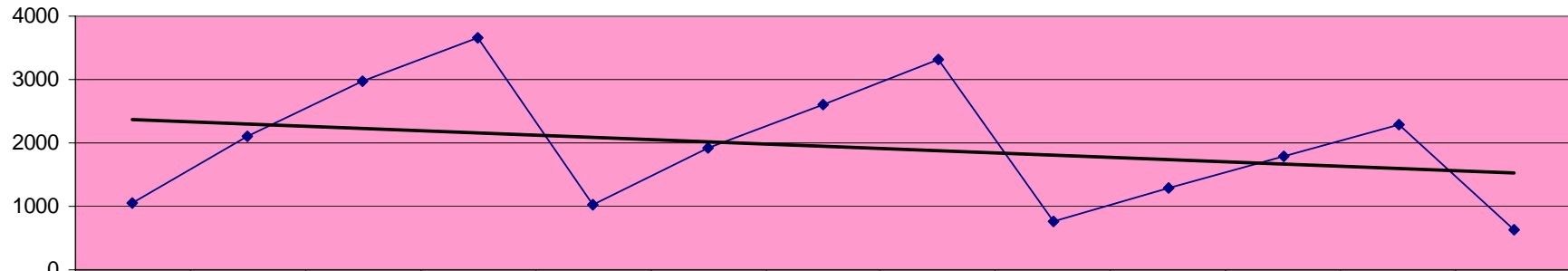


## Domestic Burglary



	Qtr 1	Qtr 2	Qtr 3	Qtr 4	Qtr 1	Qtr 2	Qtr 3	Qtr 4	Qtr 1	Qtr 2	Qtr 3	Qtr 4	Qtr 1
	2006/2007				2007/2008				2008/2009				2009/2010
Series1	42	90	160	237	64	96	141	184	57	116	185	248	50

## Anti Social Behaviour



	Qtr 1	Qtr 2	Qtr 3	Qtr 4	Qtr 1	Qtr 2	Qtr 3	Qtr 4	Qtr 1	Qtr 2	Qtr 3	Qtr 4	Qtr 1
	2006/2007				2007/2008				2008/2009				2009/2010
Series1	1063	2110	2982	3658	1025	1923	2607	3309	753	1287	1793	2295	624

### Clearance Rates

