

Down District Policing Partnership 3 Month Brief
[April 2007 – June 2007]



Tackling Crime

Down Area

District Policing Partnerships

3-Month Brief (1 April 2007 – 30 June 2007)


Figures Extracted 02/10/07






Down District Policing Partnership 3 Month Brief
[April 2007 – June 2007]


**Down District Policing Partnership 3 Month Brief
[April 2007 – June 2007]**


Section 1) Progress towards achieving targets in the District Policing Plan for 2006/2007

DOMAIN:	Satisfaction and Confidence				
Local Policing Plan Target	April 2006 – 2 Oct 2006	April 2007 – 2 Oct 2007	% Change	Target	Comment
1.3.1 To increase the percentage of emergency calls responded to within 15 minutes by 2% points	Calls responded to = 281 % of calls responded to within 15 mins = 78.1%	Calls responded to = 242 % of calls responded to within 15 mins = 73.6%	- 4.5 % points		

DOMAIN:	Tackling Crime				
Local Policing Plan Target	April – June 2006	April – June 2007	% Change	Target	Comment
3.1.1 To reduce the total number of crimes by 2%	1051	1034	-1.6%		16% increase in reported incidents
3.2.1 To reduce the total number of violent crimes by 2%	298	300	+0.7%		Currently sitting at an 8% reduction
3.3.1 To reduce the total number of recorded crimes of criminal damage by 2%	321	316	-1.6%		This is positive given that for the same period last

**Down District Policing Partnership 3 Month Brief
[April 2007 – June 2007]**

					year there was a 21.1% increase
3.4.1 To reduce the total number of domestic burglaries by 3%	71	70	- 1.4%		An encouraging start to the year, considering that this time last year we were sitting at a 32.1% increase
		PFYTD	FYTD	Change	
4.1.1 To increase the sanctioned clearance rate by 3% points		16.8%	16.7%	0.1 change in % points	

DOMAIN:	Promoting Community Safety				
Local Policing Plan Target	April 2006 – 2 Oct 2007	April – 2 Oct 2007	Change	Target	Comment
5.1.1 To monitor the total number of anti-social behaviour incidents.	1809	2120	+17.2%		
7.1.1 To reduce the number of people killed or seriously injured on the roads.					Figures are unavailable at present

**Down District Policing Partnership 3 Month Brief
[April 2007 – June 2007]**

**Down District Policing Partnership 3 Month Brief
[April 2007 – June 2007]**

Section 3) Summary of recorded crime and clearance rates within the Down Area

Summary of Recorded Crime and Clearance Rates within Down Quarter 1 Report: April to June							
Recorded							
	Recorded Apr-Jun 06/07	Recorded Apr-Jun 07/08	% change	Cleared Apr-Jun 06/07	% Cleared Apr-Jun 06/07	Cleared Apr-Jun 07/08	% Cleared Apr-Jun 07/08
1. Offences against the person	279	275	-1.4%	93	33.3%	55	20.0%
2. Sexual Offences	16	21	31.3%	2	12.5%	3	14.3%
3. Burglary	143	162	6.3%	19	13.3%	15	9.3%
(Domestic Burglary)	71	70	-1.4%	5	7.0%	3	4.3%
4. Robbery	3	4	33.3%	0	0.0%	1	25.0%
5. Theft	216	200	-7.4%	20	9.3%	23	11.5%
(Theft from vehicles)	37	35	-5.4%	1	2.7%	3	8.6%
(Theft of vehicles)	37	37	0.0%	5	13.5%	3	8.1%
6. Fraud and Forgery	29	22	-24.1%	5	17.2%	2	9.1%
7. Criminal Damage	321	316	-1.6%	24	7.5%	22	7.0%
8. Offences against the state	4	6	50.0%	5	125.0%	3	50.0%
9. Other notifiable offences	40	36	-5.0%	35	87.5%	16	42.1%
Total not yet assigned to offence category	0	1	∞	0	∞	1	100.0%
Violent Crime (1, 2 & 4)	298	300	0.7%	95	31.9%	59	19.7%
Total Crime	1051	1035	-1.5%	203	19.3%	141	13.6%
Crime Undercount for Apr-Jun 07/08	0	4	∞	na	na	na	na
Total Crime including undercount	1051	1039	-1.1%	na	na	na	na

figures last updated on 02 October 2007 at 05:31:28

Please note that 2007 figures are provisional and may be subject to revision