

Down District Policing Partnership 3 Month Brief  
[April 2008 – June 2008]



**Tackling Crime**

**Down Area**

# District Policing Partnerships

**3-Month Brief (1 April 2008 – 30 June 2008)**





Figures Extracted 11/08/08




Down District Policing Partnership 3 Month Brief  
[April 2008 – June 2008]

**Down District Policing Partnership 3 Month Brief  
[April 2008 – June 2008]**

**Section 1) Progress towards achieving targets in the District Policing Plan for 2008/2009**

<b>DOMAIN:</b>	<b>Tackling Crime</b>				
<b>Local Policing Plan Target</b>	<b>April – June 2007</b>	<b>April – June 2008</b>	<b>% Change</b>	<b>Target</b>	<b>Comment</b>
3.1.2 To reduce the total number of crimes in line with service targets	1037	998	-3.8%		
3.2.1 To reduce the level of violent crime	301	264	-12.3%		
3.3.2 To reduce the total number of domestic burglaries in line with service targets	72	92	+27.8%		
4.2.2 To increase the number of drugs seizures	25	10	-15 incidents		

**Down District Policing Partnership 3 Month Brief  
[April 2008 – June 2008]**

<b>DOMAIN:</b>	<b>Promoting Community Safety</b>				
<b>Local Policing Plan Target</b>	<b>April – June 2007</b>	<b>April – June 2008</b>	<b>% Change</b>	<b>Target</b>	<b>Comment</b>
5.1.1 To reduce the number of incidents of anti-social behaviour to ensure a 15% reduction by 31/03/11	948	827	-12.8%		
8.1.1 To reduce the number of people killed or seriously injured on the road	<b>Figures are unavailable at present</b>				

**Down District Policing Partnership 3 Month Brief  
[April 2008 – June 2008]**

**Section 3) Summary of recorded crime and clearance rates within the Down Area**

Summary of Recorded Crime and Clearance Rates within Down							
Quarter 1 Report: April to June							
figures last updated on 11 August 2008 at 05:26:03							
Recorded	Recorded Apr-Jun 07/08	Recorded Apr-Jun 08/09	% change	Cleared Apr-Jun 07/08	% Cleared Apr-Jun 07/08	Cleared Apr-Jun 08/09	% Cleared Apr-Jun 08/09
1. Offences against the person	277	243	-12.3%	82	29.6%	79	32.5%
2. Sexual Offences	20	18	-10.0%	6	30.0%	3	16.7%
3. Burglary	163	206	34.6%	15	9.8%	9	4.4%
(Domestic Burglary)	72	92	27.8%	4	5.6%	4	4.3%
4. Robbery	4	3	-25.0%	1	25.0%	1	33.3%
5. Theft	200	203	1.5%	28	14.0%	19	9.4%
(Theft from vehicles)	96	91	-11.4%	3	8.6%	0	0.0%
(Theft of vehicles)	40	34	-15.0%	6	15.0%	5	14.7%
6. Fraud and Forgery	23	24	4.3%	4	17.4%	1	4.2%
7. Criminal Damage	315	246	-21.9%	30	9.5%	26	10.2%
8. Offences against the state	6	7	16.7%	4	66.7%	7	100.0%
9. Other notifiable offences	99	92	-17.9%	19	48.7%	23	71.9%
Total not yet assigned to offence category	0	9	/0	0	/0	0	0.0%
<b>Violent Crime (1, 2 &amp; 4)</b>	<b>301</b>	<b>264</b>	<b>-12.3%</b>	<b>89</b>	<b>29.6%</b>	<b>83</b>	<b>31.4%</b>
<b>Total Crime</b>	<b>1037</b>	<b>991</b>	<b>-4.4%</b>	<b>189</b>	<b>18.2%</b>	<b>167</b>	<b>16.9%</b>
Crime Undercount for Apr-Jun 07/08	0	7	/0	na	na	na	na
<b>Total Crime including undercount</b>	<b>1037</b>	<b>998</b>	<b>-3.8%</b>	<b>na</b>	<b>na</b>	<b>na</b>	<b>na</b>