



Tackling Crime

**North Down Area
C District**

District Policing Partnership

6 Month Report

Figures extracted [25 October 2010]



Area Commander's Commentary

The following report sets out how we are performing in terms of our agreed priorities for the first half of the financial year in North Down.

It is encouraging to note that the reporting areas where we have the most significant partnership working continue to achieve pleasing figures. These are the types of incident that can have a damaging effect on communities and how the Borough is generally perceived. Drugs detections, especially trafficking offences, are up, criminal damage offences, on street drinking reports and anti social behaviour are down.

Domestic burglary and violent crime report figures have improved since the first quarter and we continue to work hard to maintain this ongoing reduction.

The high level of support we receive from the community within North Down is critical to the success we see in these areas.

Unfortunately we are still showing a slight increase in those people seriously injured on our roads, although thankfully no one has been killed in the year to date. Detections are still being made for drink driving offences and I would encourage everyone to report anyone they believe to be driving under the influence of drink or drugs, especially as we approach the Christmas season.

In terms of Policing with the community the report sets out a huge range of projects we are undertaking which continue to develop our relations with partners and the people of North Down in order to deliver Personal, Professional and Protective policing.

M McEwan

Chief Inspector

Area Commander North Down

Review of Policing with the Community activities within the North Down Area

Minority Liaison (ongoing) - work continues with a number of groups in the Borough. Una Turbitt East Down Rural Community Network is proposing the setting up of a Forum of Statutory/Voluntary representatives to look at the work being carried out with ethnic minorities. An initial meeting has taken place and future meetings/ events are planned including a youth event in partnership with SELB. NDBC Good Relations held a Breakfast meeting during which PSNI, YMCA, East Down Rural Community Network gave information. A Community Audit is also being undertaken in relation to the Black and Minority Ethnic community in North Down, Ards and Down.

Keepsafe (ongoing) – Voluntary disposal scheme for drugs in partnership with the community in Kilcooley.

Dropzone (ongoing) - Voluntary disposal scheme for drugs in partnership with FASA remains in place. All 'hand - ins' at FASA office are seized by PSNI and tested. Any information received by FASA from the person is forwarded to PSNI. Joint working between FASA and PSNI continues including Press Releases around the subject of 'Legal Highs'

You, Your Child and Alcohol (ongoing) - this initiative was re-launched in June with a coordinated Press release in local papers. Local PSNI attended Bloomfield, Springhill and Flagship shopping Centres and Asda to engage directly with the public. The You Your Child and Alcohol Leaflet are still being distributed via these outlets.

Neighbourhood Watch (ongoing) - promotion of the scheme is ongoing and a number of new schemes have been approved. Funding has been secured to hold meetings with Coordinators and this will provide information and support.

BEESAFE (ongoing) - Is a P7 safety initiative planned to take place for North Down in March 2011. It will be a four day event with anticipated attendance of 800 pupils. This initiative runs on an annual basis.

Child Intervention Panel (ongoing) – This is a pilot project incorporating North Down, Ards, Down and Lisburn Districts. Partnership referral/ Intervention partnership involving PSNI, Youth Justice Agency, Social Services and Educational Welfare. These agencies can refer young people to the CIP team who meet fortnightly to agree an intervention plan to address offending behaviour.

ARIS (Assets Recovery Incentivisation Scheme) (ongoing) - Funding has been secured to deliver partnership work with young people in Bloomfield Estate. An application was submitted and secured £15,000 for the project. This will commence in September.

Over 50's Forum - a safety event will take place on 1st December for Over 50's to attend to receive information on personal and home safety. The event is aimed at providing advice and support in particular to individuals who may not normally meet with the group or Age Concern. Main partner agencies of the Forum are discussing methods of identifying the hard to reach within this age group to include them in this event.

Social Media Engagement (ongoing) – Holywood and Bangor neighbourhood teams have been running Facebook sites for a number of months now. This is still in the pilot stage, however following the initial success it is anticipated that it will continue in North Down. There are currently over 7000 users on both sites.

StreetKYDS (pilot scheme) – A joint initiative between police, CSP, NDBC and FASA. The scheme involves any juvenile found by police in a vulnerable state being taken to a place of safety until handed over to their parents. The child and parents are spoken to by FASA staff and offered support services to deal with any problems the family are having around the young persons drinking. This scheme will be developed to incorporate the programme into a formalised discretionary disposal scheme.

Streetsafe (ongoing) – This scheme has been relaunched after a period of absence. Information is shared between police and the streetsafe volunteers in relation to areas where young people gather and cause annoyance to residents. Street safe volunteers then engage with the youth to educate them in how their behaviour impacts on the area and attempt to encourage them into safe controlled areas/groups.

Safezone (ongoing) – Following a conference highlighting the benefit of the Street Pastor scheme, it is hoped to bring more churches together to ensure that their work in the community is highlighted and gels with the work being done by other voluntary and statutory agencies.

Quality of Service Call-backs (ongoing) – We now have a 6 Monthly report from victims of Burglary – A number of issues have been raised in particular around victim Feedback and updates but also good news in terms of the image, attitude and professionalism of officers. – The aim is now to consult with DPP's on what other policing priorities we should now be focusing on.

Scheduled Appointments Process (ongoing) – Based at Hollywood since May, this initiative has seen officers on recuperative duties been used to attend scheduled non emergency calls across C District. The aim of the initiative is to provide victims with a more tailored service while at the same time increasing visibility, reducing the number of officers off 'sick', providing them with duties that assist in their rehabilitation and make full use of their warranted powers.

Meet your Neighbourhood Team Initiative (ongoing) – The initiative continues in Hollywood and Bangor. Neighbourhood Calling Cards have now been delivered to around 80 % of Hollywood by our Part Time Officers. Our Facebook sites continue to go from strength to strength with over 7000 people following police in North Down. Our ride along initiative (currently being rolled out across North Down) has also garnered significant attention having been recently featured on radio Ulster's Talk Back programme.

Graffiti Art Project (ongoing) – Work is continuing on Hollywood's PEACE 3 funded Graffiti Art Project. The project which is a partnership initiative between North Down Borough Council, PSNI and Hollywood in Harmony will now involve Northern Ireland Railways and a new Women's group called Ladies of Loughview from the Loughview Estate, Hollywood.

Womens Aid Surgery (new) – On the 3rd Friday of every month a representative from police, legal aid and Womens Aid make themselves available, in one location, to speak to anybody who needs advice, guidance or support in relation to domestic abuse issues.

Section 2) Progress towards achieving targets in the Local Policing Plan for 2010/11¹

Tackling serious harm					
Local Policing Plan Target	Apr - Sep 2009	Apr - Sep 2010	Variation from last year	Target on course to be met	Area Commander's comment on reasons for change in performance
1.1 To reduce the number of non-domestic violence with injury crimes by 5%	190	183	-7	✓	Following an increase in the first 3 months of the year we are now seeing a decrease in this figure, but have not yet achieved 5%
2.1 In partnership with other agencies to contribute to reducing the number of people killed or seriously injured on the road	Apr-Aug 10	Apr-Aug 11	1	✗	This figure is still showing an increase, thankfully there have been no fatalities to date.
Additional comments, including any 'control strategies' and their impact on Local Policing Plan targets					

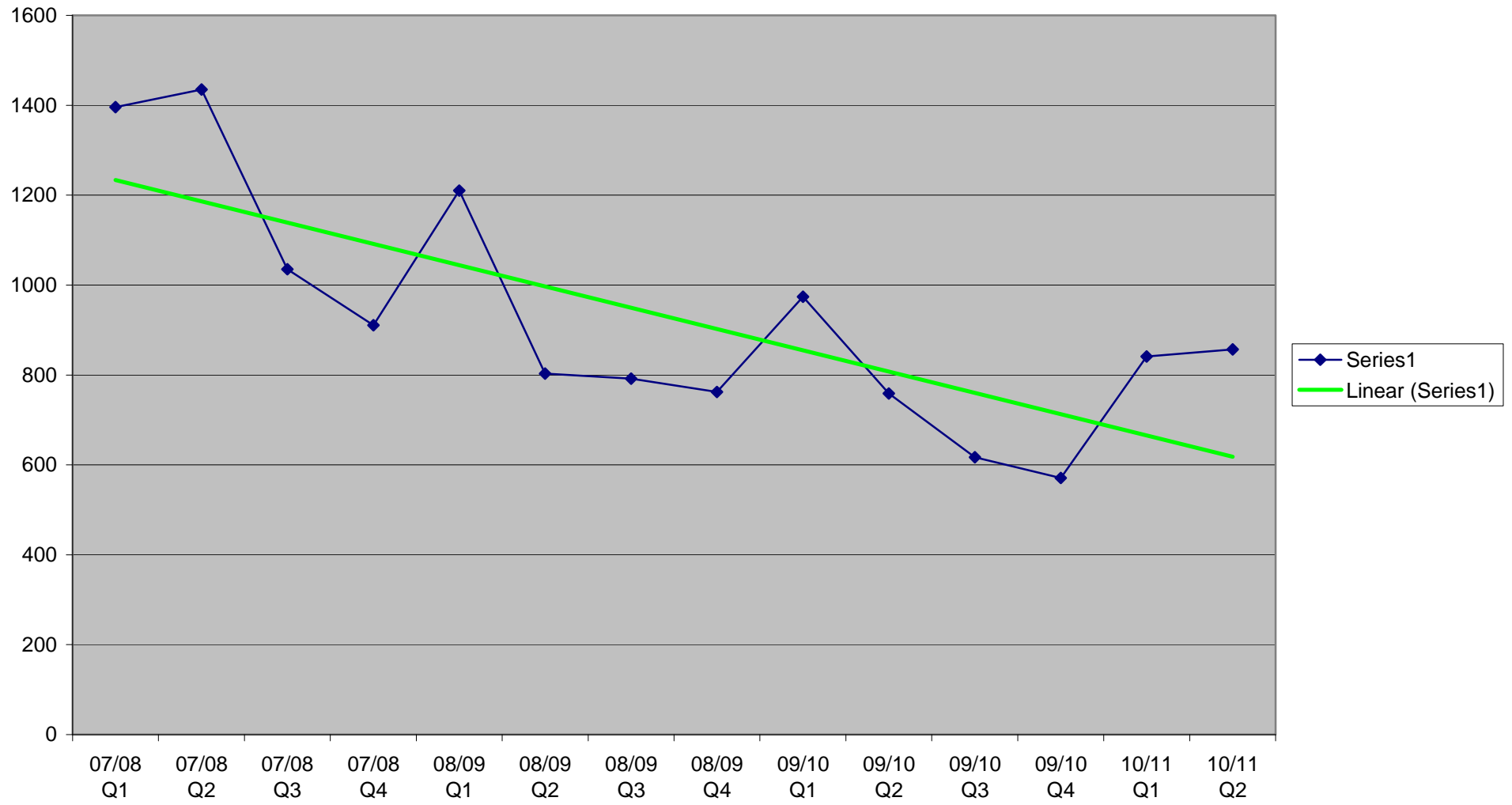
¹ The Local Policing Plan targets are shown for example purposes only and are taken from North Down Local Policing Plan 2010/11.

Personal Policing – Dealing with Local Concerns					
Local Policing Plan Target	Apr - Sep 2009	Apr - Sep 2010	Variation from last year	Target on course to be met	Area Commander's comment on reasons for change in performance
3.1 To reduce the number of incidents of anti-social behaviour to ensure a 15% reduction by 31/03/2011.	1732	1698	-34	✓	Following an increase in the first 3 months of the year we are now seeing a decrease in this figure, but have not yet achieved 5%
3.2 To Report on: <ul style="list-style-type: none"> The number of seizures of alcohol The number of referrals to Youth Diversion Officer The number of referrals to Council re breach of alcohol related bye laws. 		539 687 13	+148	✓	These figures include seizures from the Snow Patrol concert. From our own observations and reports from the public we have seen significant reductions in on street drinking over the summer months.
4.1 To reduce the number of domestic burglaries by 5%	101	109	+8	✗	Following a bad start to the year we are making progress in turning this figure around.
5.1 To reduce the number of criminal damage crimes by 5%	520	443	-77	✓	Targeting hot spot areas – criminal damage is inextricably linked to ASB. Work such as reintroduction of street safe is vital to reducing criminal damage.
6.1 To increase the number of illegal drug seizures by 5% in order to contribute to the frustration/disruption/dismantling of Drug Gangs within North Down	51	66	+15	✓	Nearly 25% of all drugs seizures have been classified as 'drugs trafficking', as we work with the community to prevent the supply of illegal drugs in North Down.
Additional comments, including any 'control strategies' and their impact on Local Policing Plan targets					

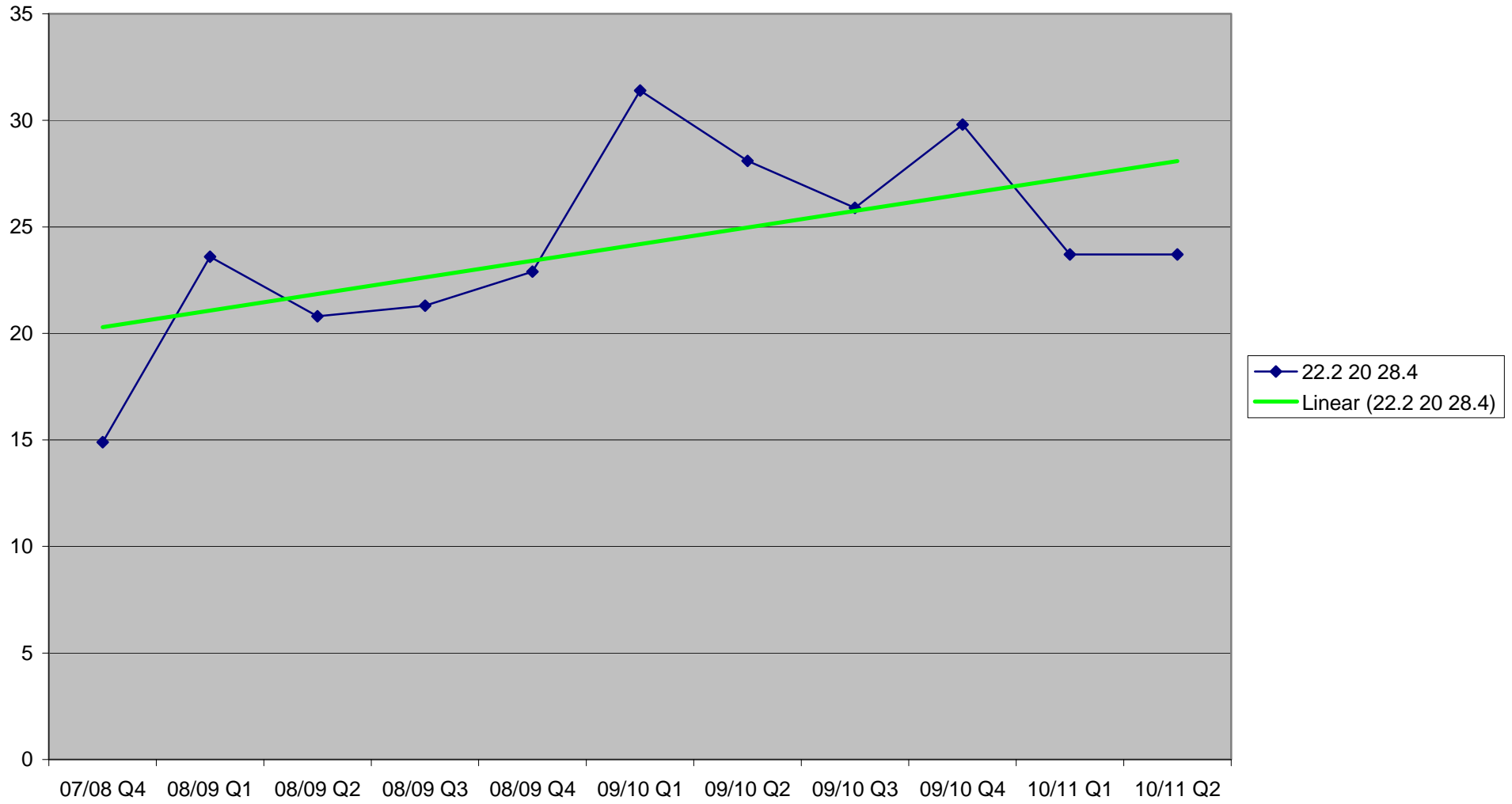
Section 3) Additional information

Summary of Recorded Crime and Clearance Rates within North Down							
Q1-Q2 Report: April to September 2010							
figures last updated on 26 October 2010 at 04:53:52							
Recorded							
	Recorded Apr-Sep 09/10	Recorded Apr- Sep 10/11	% change	Detected Apr-Sep 09/10	Detected Apr-Sep 10/11	% Detected Apr-Sep 09/10	% Detected Apr-Sep 10/11
1. Offences against the person	484	505	4.3%	186	172	38.4%	34.1%
2. Sexual Offences	34	32	-5.9%	9	10	26.5%	31.3%
3. Burglary	167	166	-0.6%	31	27	18.6%	16.3%
(Domestic Burglary)	101	109	7.9%	15	14	14.9%	12.8%
4. Robbery	5	12	140.0%	0	6	0.0%	50.0%
5. Theft	451	440	-2.4%	128	78	28.4%	17.7%
(Theft from vehicles)	85	63	-25.9%	1	1	1.2%	1.6%
(Theft of vehicles)	33	35	6.1%	17	6	51.5%	17.1%
6. Fraud and Forgery	66	51	-22.7%	14	13	21.2%	25.5%
7. Criminal Damage	520	443	-14.8%	68	35	13.1%	7.9%
8. Offences against the state	17	23	35.3%	8	9	47.1%	39.1%
9. Other notifiable offences	88	97	10.2%	78	70	88.6%	72.2%
Total not yet assigned to offence category	0	1	/0	0	0	/0	0.0%
Violent Crime (1, 2 & 4)	523	549	5.0%	195	188	37.3%	34.2%
Total Crime	1832	1770	-3.4%	522	420	28.5%	23.7%
Crime Undercount for Apr-Jun 1011	0	1	/0	na	na	na	na
Total Crime including undercount	1832	1771	-3.3%	na	na	na	na

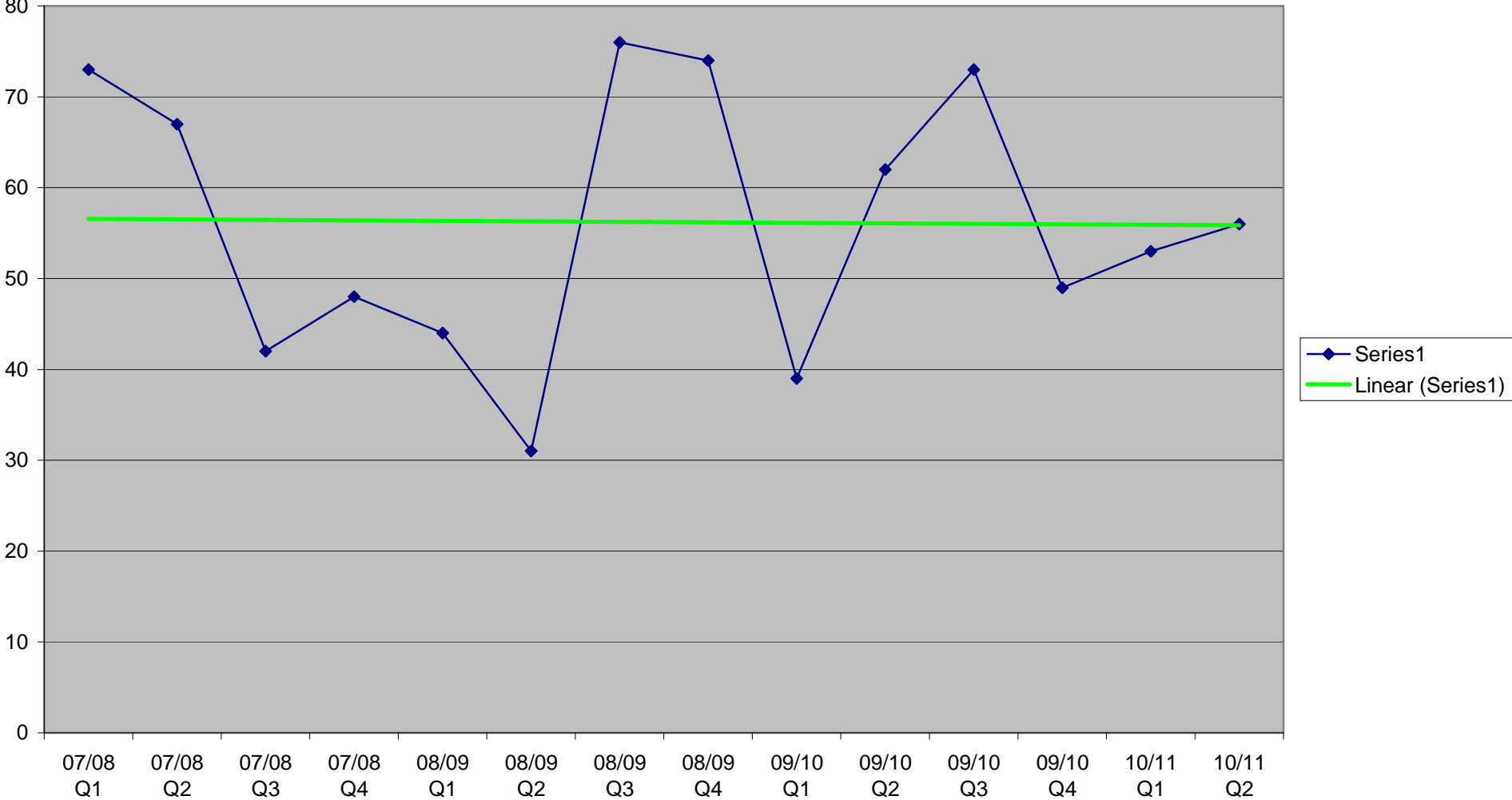
ASB Q1 07/08 - Q2 10/11



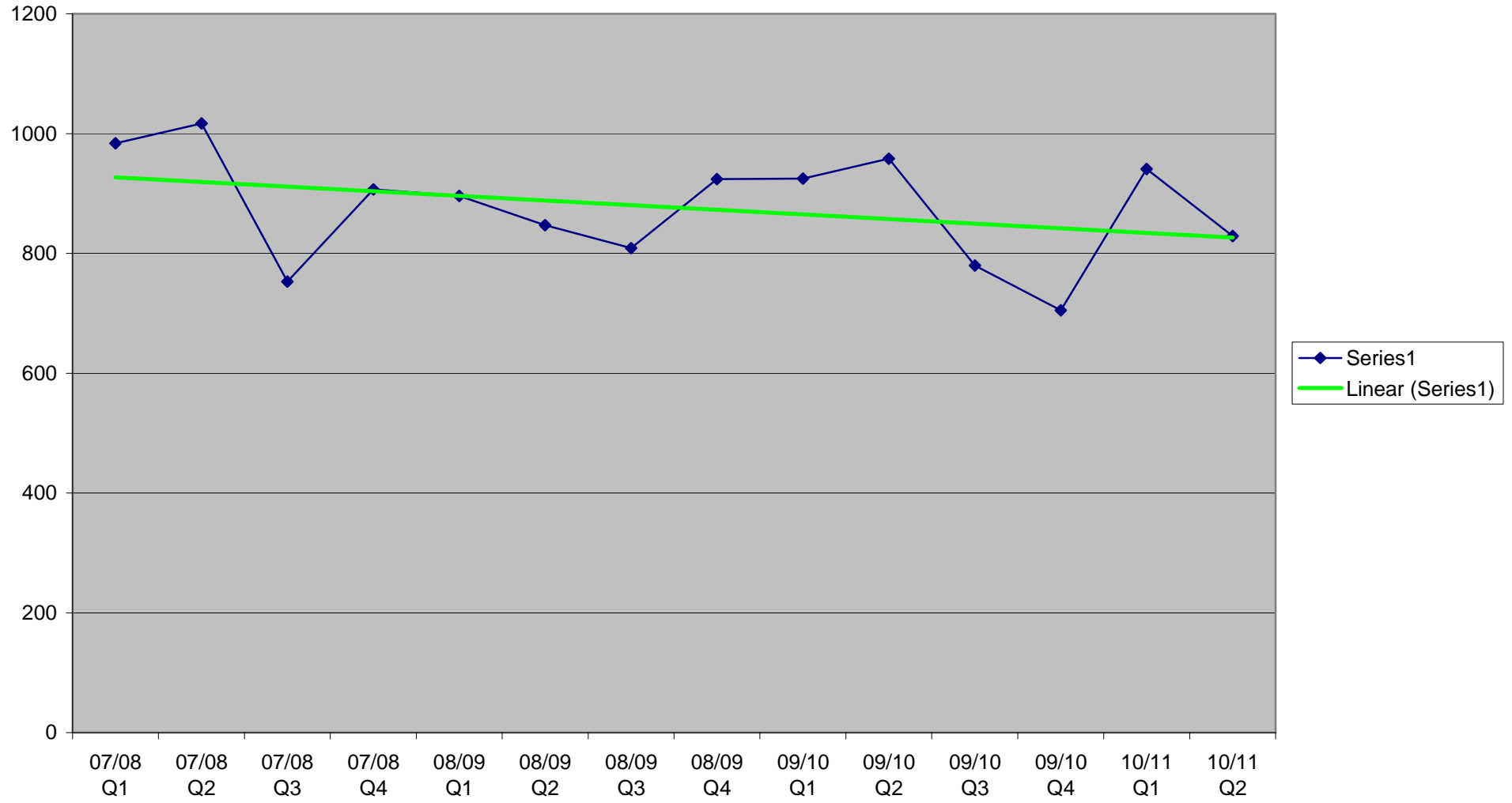
CLEARANCE RATE 07/08 Q1 - Q2 10/11



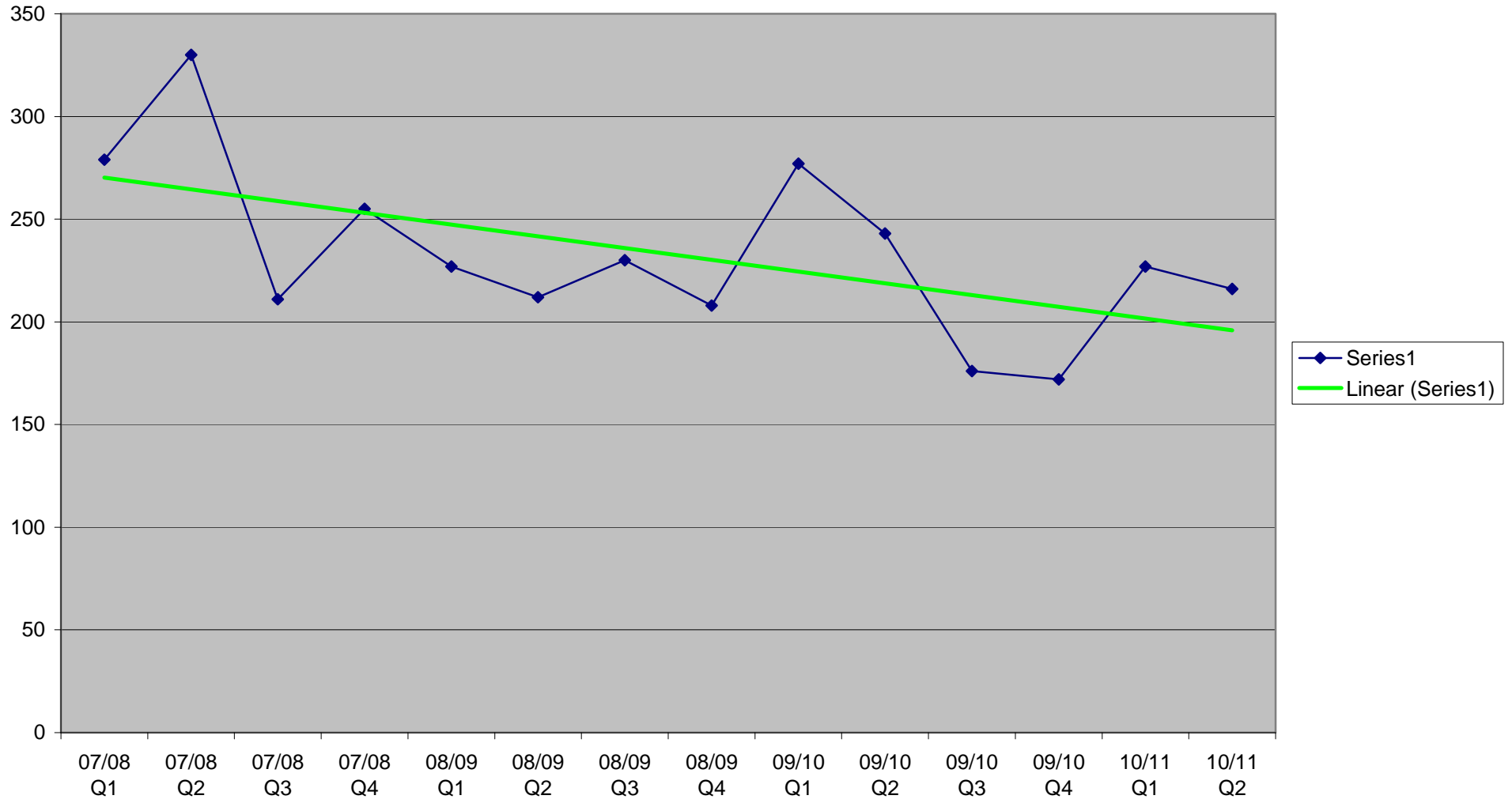
DOMESTIC BURGLARY Q1 07/08 - Q2 10/11



TOTAL CRIME Q1 07/08 - Q2 10/11



CRIMINAL DAMAGE Q1 07/08 - Q2 10/11



Section 4) Trend data for Local Policing Plan targets 2010/11 ¹

Local Policing Plan Targets for 2010/11	Apr - Jun 2010	Target on course to be met	Apr - Sep 2010	Target on course to be met	Apr - Dec 2010	Target on course to be met	Apr 2010 - Mar 2011	Target on course to be met
1.1 To reduce the number of non-domestic violence with injury crimes by 5%	94	✗	183	✓				
2.1 In partnership with other agencies to contribute to reducing the number of people killed or seriously injured on the road	9	✗	11	✗				
3.1 To reduce the number of incidents of anti social behaviour to ensure a 15% reduction by 31 March 2011	841	✓	1698	✓				
3.2 To Report on: <ul style="list-style-type: none"> • The number of seizures of alcohol • The number of referrals to Youth Diversion Officer • The number of referrals to Council re breach of alcohol related bye laws. 	166 372 12	✓	539 687 13	✓				
4.1 To reduce the number of domestic burglaries by 5%	53	✗	109	✗				
5.1 To reduce the number of criminal damage crimes by 5%	227	✓	443	✓				
6.1 To increase the number of illegal drug seizures by 5% in order to contribute to the frustration/disruption/dismantling of Drug Gangs within North Down	32	✓	66	✓				

(Section 5) Area's progress towards achieving targets in the Northern Ireland Policing Plan 2010/11 ²

Tackling serious harm						
Northern Ireland Policing Plan Target	Area Figure Apr 2009 – Sep 2009	Area Figure Apr 2010 – Sep 2010	Variation from last year	Target on course to be met (including % change)		
				Area	District	Northern Ireland
7.1 To reduce the number of non-domestic violence with injury crimes by 5%. ^{10, 3}	190	183	-7	-3.7%	-14.1%	-8.4%
8.1 To increase the detection rate for violence with injury crimes by 10% points. ^{10, 4}	36.7%	29.7%	-7%	-7%	0.4%	2.5%
9.1 In partnership with other agencies, to contribute to reducing the number of people killed or seriously injured on the road. ¹⁰	Apr-Aug 10	Apr-Aug 11	+1	+1	+3	-132
9.2 In partnership with other agencies, to contribute to reducing the number of children killed or seriously injured on the road. ^{10 5}	Apr-Aug 3	Apr-Aug 0	-3	-3	-6	-10

Additional comments, including any 'control strategies' and their impact on Northern Ireland Policing Plan targets

For each objective, local PSNI strategy/ies to help meet the targets and their impact should be reported here. Various methods can be used to demonstrate the impact of the strategy reported e.g. bar-charts, graphs.

² Local PSNI only need to provide information on targets that can be measured locally. Therefore not all Annual Policing Plan targets are shown in this table, for example, Northern Ireland Crime Survey targets are not shown, which measure targets 3.1, 4.1, 5.1 and 5.2 in the 2010-2013 Annual Policing Plan.

³ Non-domestic violence with injury crimes are defined as offences of murder, manslaughter, infanticide, child destruction, attempted murder, causing death/GBH by dangerous driving /aggravated vehicle taking, wounding/GBH with intent, firearms/explosives offences endangering life, administering poison, wounding/GBH and AOABH - which do not have a domestic motivation attributed to them. Domestic Abuse is an under-reported crime. Measures will be taken by the PSNI to increase and encourage reporting of domestic violence with injury by providing victims with the confidence to make a report to police. Police will continue to seek to improve clearance rates for Domestic Violence with Injury crime (see target 10.1).

⁴ Violence with Injury crimes are defined as offences of murder, manslaughter, infanticide, child destruction, attempted murder, causing death/GBH by dangerous driving /aggravated vehicle taking, wounding/GBH with intent, firearms/explosives offences endangering life, administering poison, wounding/GBH and AOABH.

⁵ 'Children' refers to those under 16 years of age in accordance with the approach adopted in England and Wales in respect to Road Safety.

Tackling serious harm (continued)						
Northern Ireland Policing Plan Target	Area Figure Apr09-Sep09	Area Figure Apr10-Sep10	Variation from last year	Northern Ireland Policing Plan Target		
				Area	District	Northern Ireland
10.1 To increase the detection rate ¹⁰ for:						
• Domestic violence with injury crimes ⁶ by 10% points	43.9%	45.5%	+1.5%	+1.5%	+8.7%	5.0%
• Most serious sexual crime ⁷ by 5% points	19.2%	27.3%	+8.1%	+8.1%	-1.0%	3.7%
• Sectarian crime by 5% points	0.0%	50.0%	+50%	+50%	+23.2%	13.2%
• Racist crime by 5% points	33.3%	0.00%	0.00%	0.00%	-33.3%	-2.7%
• Homophobic crime by 10% points	0.00%	0	0	0.00%	0.00%	9.2%
• Robbery by 5% points.	0.00%	50.00%	+50.00%	+50.00%	+18.1%	3.6%
Additional comments, including any 'control strategies' and their impact on Northern Ireland Policing Plan targets						

⁶ Domestic violence with injury crimes are defined as offences of murder, manslaughter, infanticide, child destruction, attempted murder, causing death/GBH by dangerous driving /aggravated vehicle taking, wounding/GBH with intent, firearms/explosives offences endangering life, administering poison, wounding/GBH and AOABH – which have a domestic motivation attributed to them.

⁷ Most serious sexual crime is defined as rape, sexual assault, sexual activity, abuse of children through prostitution and pornography and trafficking for sexual exploitation.

Personal Policing – Dealing with Local Concerns						
Northern Ireland Policing Plan Target	Area Figure Apr 2009 – Sep 2009	Area Figure Apr 2010 – Sep 2010	Variation from last year	Target on course to be met (including % change)		
				Area	District	Northern Ireland
11.1 To reduce the number of incidents of antisocial behaviour to ensure a 15% reduction by 31 March 2011. ⁸	1732	1698	-34	-2%	-9.7%	6.8%
12.1 To reduce the number of domestic burglaries by 5%. ¹⁰	101	109	8	7.9%	-10%	3.1%
12.2 To reduce the number of non-domestic burglaries by 5%. ¹⁰	63	56	-7	-11.1%	-5.3%	-6.2%
13.1 To increase the detection rate for burglary by 5% points. ¹⁰	18.6%	16.4%	-2.2%	-2.2%	-0.1%	-2.1%
Additional comments, including any ‘control strategies’ and their impact on Northern Ireland Policing Plan targets						

⁸ Target measured against 2007/08 data. This is consistent with Key Performance Indicator 3 of the Northern Ireland Office’s Public Service Agreement, “Make Communities Safer”.

Appendix 2 - Example framework for monitoring local police performance¹

Local Policing Plan Target	Comments on Figures supplied	Suggested Questions for Area Commander
1.2 To reduce the number of non-domestic violence with injury crimes by 5%		
2.1 In partnership with other agencies to contribute to reducing the number of people killed or seriously injured on the road		
3.1 To reduce the number of incidents of anti-social behaviour to ensure a 15% reduction by 31/03/2011.		
3.2 To Report on: <ul style="list-style-type: none"> • The number of seizures of alcohol • The number of referrals to Youth Diversion Officer • The number of referrals to Council re breach of alcohol related bye laws. 		
4.1 To reduce the number of domestic burglaries by 5%		
5.1 To reduce the number of criminal damage crimes by 5%		
6.1 To increase the number of illegal drug seizures by 5% in order to contribute to the frustration/disruption/dismantling of Drug Gangs within North Down		

Appendix 3 - Breakdown of Crime Classes, as recorded by the PSNI

<p>Offences against the person (class 1) Murder Manslaughter Infanticide Attempted murder Causing/allowing death of vulnerable person Threat or conspiracy to murder Causing death/GBH by dangerous driving or aggravated vehicle taking Wounding with intent/GBH with intent Wounding/GBH AOABH Common assault/aggravated assault Assault on police Intimidation Harassment Explosives offences endangering life Firearms offences endangering life Other offences against the person</p>	<p>Sexual offences (class 2) Rape Attempted rape Sexual assault/sexual activity Exposure Other sexual offences</p>	<p>Burglary (class 3) Domestic burglary <ul style="list-style-type: none"> • Burglary in a dwelling • Aggravated burglary in a dwelling Non domestic burglary <ul style="list-style-type: none"> • Burglary in a building other than in a dwelling • Aggravated burglary other than in a dwelling Going equipped</p>
<p>Robbery (class 4) Robbery Armed robbery Hijacking</p>	<p>Theft (class 5) Theft, one person from another Theft in a dwelling Theft by an employee Theft of pedal cycles Shoplifting Vehicle crime <ul style="list-style-type: none"> • Theft from motor vehicles • Theft or unauthorised taking of motor vehicles Vehicle tampering/interference Handling of stolen goods Other thefts</p>	<p>Fraud and forgery (class 6) Deception Forgery and counterfeiting Making off without payment Other frauds</p>
<p>Criminal damage (class 7) Arson Petrol bombing offences Explosives offences Criminal damage/malicious damage offences Other criminal damage offences</p>	<p>Offences against the state (class 8) Offences under anti-terrorism legislation Firearms offences Offences under Public Order (NI) Order Other offences against the public order</p>	<p>Other notifiable offences (class 9) Blackmail Kidnapping and false imprisonment Drug offences – trafficking and non-trafficking offences Dangerous driving Breach of orders Other notifiable offences</p>

Appendix 4 – Definitions and Glossary of Terms

Police Recording of Crime

Recorded crime figures (sometimes referred to as notifiable offences) detail those crimes and offences (including attempts) recorded by the police which are deemed to be indictable or triable-either-way. Certain closely associated summary offences are also counted in the recorded crime figures.

- **Indictable offences** are those more serious crimes which are tried on indictment in the Crown Court by a judge and jury.
- **Triable-either-way offences** are those offences which, under certain circumstances, are triable either summarily in a Magistrates Court or on indictment in the Crown Court.
- **Summary offences** are less serious and are tried in a Magistrates Court before a resident magistrate with no jury.

The number of crimes recorded by the police is dependent on two factors:

- whether the victim or a representative of the victim brings that crime to the attention of the police or on the crime coming to the attention of the police through some other means (such as the police officer being present at the time).
- whether that incident is determined as being a recordable offence within the categories laid down by the Home Office in the official counting rules.

Detections (or clearances)

Detections (or clearances as they may alternatively be known) are, broadly speaking, those crimes that have been 'detected' or 'cleared up' by the police. Crimes are counted as 'detected or cleared' in accordance with strict counting rules issued by the Home Office. They are counted on the basis of crimes rather than offenders. For example, if six offenders are involved in a robbery and are all arrested and charged, then this counts as one detection/clearance (i.e. the robbery is deemed to be 'detected or cleared'). Alternatively if only one of the six is identified and charged while the other five remain unidentified and at large, this also means that the robbery can still be deemed as 'detected or cleared'. In this respect detection/clearance data differs from conviction data as conviction data counts offenders while detection/clearance data counts crimes.

The following methods of detection/clearance involve a formal sanction:

- charging or issuing a summons to an offender (this will not necessarily result in a subsequent conviction at court),
- issuing a caution to the offender,
- having the offence accepted for consideration in court, or
- the offender is a juvenile who is dealt with by means of an informed warning, restorative caution or prosecutorial diversion.

In addition, for the most serious offence types ('indictable only') a non sanction detection/clearance can be claimed if:

- the Public Prosecution Service (PPS) directs no prosecution, or
- the case cannot proceed because the offender has died.

Recent Changes in the Recording of Detections/Clearances

Prior to April 2006 a variety of non sanction detections/clearances could be claimed where police took no further action, the main one being where the victim declined to prosecute. At that time these detection/clearance types accounted for around 50% of the PSNI's total detection/clearance rate. However, since then some major changes have been introduced which have substantially limited the detection/clearance options open to the PSNI.

In April 2006, a higher evidential standard was adopted within the PSNI following the establishment of the Public Prosecution Service in Northern Ireland. Then in April 2007, the Home Office significantly restricted the detection/clearance types available to the police, which meant that virtually all non sanction detection/clearances could no longer be claimed as a valid detection/clearance. Both of these changes had the impact of greatly reducing the number of non sanction detection/clearances to such an extent that the PSNI overall detection/clearance rate and its sanction detection/clearance rate are now virtually one and the same (only a very small proportion of non sanction detections/clearances are now claimed each year).

Detection/Clearance Rates

The detection (or clearance) rate is the number of detections recorded in a given time period as a percentage of the total number of crimes recorded in the same period.

Violent Crime

Violent crime comprises three main offence groupings – (i) offences against the person, (ii) sexual offences, and (iii) robbery. What violent crime offences have in common is that they involve actual violence or the threat of violence. The degree of violence varies considerably, even between incidents in the same classification. The large majority of incidents categorised as violent crime do not actually involve any significant injury to the victim, although some of the crimes not resulting in injury may still be traumatic for their victims, e.g. threats to kill.

Vehicle Crime

Vehicle crime comprises the offences of theft from motor vehicles and theft / unauthorised taking of motor vehicles.

Anti-Social Behaviour (ASB)

ASB incidents are operational figures (and are not quality assured by the PSNI's Central Statistics Unit) collated in accordance with the Home Office National Standard for Incident Recording (NSIR), which was introduced in April 2006. ASB incidents are a group of non-crime incidents that are reported to the police (i.e. they do not result in a notifiable offence). ASB incidents consist of the following incident types:

- Abandoned vehicles - (not stolen or causing an obstruction)
- Animal problems
- Begging / vagrancy
- Hoax calls to emergency services
- Inappropriate use / sale / possession of fireworks
- Malicious / nuisance communications
- Noise
- Prostitution related activity
- Rowdy and/or nuisance behaviour – littering / drugs paraphernalia
- Rowdy and/or nuisance behaviour - neighbours
- Rowdy or inconsiderate behaviour
- Street drinking
- Trespass
- Vehicle nuisance / inappropriate vehicle use

Glossary of Terms

ABC	Acceptable Behaviour Contract	NIACRO	Northern Ireland Association for the Care and Resettlement of Offenders
AOABH	Assault Occasioning Actual Bodily Harm	NICCY	Northern Ireland Commissioner for Children and Young People
ANPR	Automatic Number Plate Recognition	NIHE	Northern Ireland Housing Executive
ASB(O)	Anti-Social Behaviour (Order)	NIM	National Intelligence Model
CAIT	Child Abuse Investigation Team	NIPB	Northern Ireland Policing Board
CJI(NI)	Criminal Justice Inspectorate (NI)	NISRA	Northern Ireland Statistics and Research Agency
CPLC	Community Police Liaison Committee	NSIR	National Standard for Incident Recording
C(PT)	Constable Part-Time	OCTF	Organised Crime Task Force
CSP	Community Safety Partnership	OPONI	The Office of the Police Ombudsman for Northern Ireland
CSU	Community Safety Unit (DoJ)	PACE	Police and Criminal Evidence (Act)
CSU	Central Statistics Unit, PSNI	PCSO	Police Community Support Officer
DCU	District Command Unit	PFYTD	Financial Year to Date
DoJ	Department of Justice	PQA	Performance Quality Assurance (Unit)
DPP	District Policing Partnership	PSNI	Police Service of Northern Ireland
FTR	Full Time Reserve	PTR	Part Time Reserve
FYTD	Financial Year to Date	RTC	Road Traffic Collision
GBH	Grievous Bodily Harm	SOCA	Serious Organised Crime Agency
KSI	Killed or Seriously Injured	TSG	Tactical Support Group
LGBT	Lesbian, Gay, Bisexual, Transgender	VFM	Value for Money
MARAC	Multi Agency Risk Assessment Committee	YDO	Youth Diversion Officer

Note: This glossary should be kept under review to ensure that DPP members clearly understand PSNI abbreviations.