



Tackling Crime

**Strabane Area
G District**

District Policing Partnership

9 Month Report

Figures extracted 25/01/11



Area Commander's Commentary

Figures in this report show that crime fell by 6.5% in the Strabane area for the period in question, a total of 85 less crimes. Within these figures are reductions in Burglary, down 37.6% (59 less crimes), reductions in Sexual Offences (-36%), Theft (-5.1%) and Criminal Damage (-6.7%) were also recorded. In addition police increased the detection rate for all crimes to 27.1%, compared to 19.6% for the same period last year.

It is notable that Strabane ACU has the highest Burglary Detection rate within Northern Ireland at 19.4%, in other words we have reduced the number of Burglaries and increased the number of people arrested in relation to Burglary. Our focus will continue to be directed towards this crime category. It should be noted that crime remains at an all time low level for the area.

Figures for the current period show this trend is being maintained with a reduction in overall crime from 1364 crimes to 1311 crimes, 3.9% and a detection rate of 27.2%, as of 21st January 2011. There has been an increase in the number of assaults recorded despite there being an overall reduction in crime. Assaults to date remain higher than the same period last year which was mainly due to a large increase in July and August. Figures for November and December showed violent crime at a lower rate than last year (see attached graphs).

A number of community safety initiatives were running during this period including CASE training, Midnight soccer and Dance Fusion, the take up this year has been resounding success with more young persons getting involved in the schemes. This was complemented by the Halloween Festival and the Christmas Skating Event, both supported by the police. The year 2011 will continue to see police direct resources towards Policing with the Community in partnership with other Agencies to increase community confidence and to reduce Crime and Anti Social behaviour.

The threat to police officers during this period remained severe, a number of operations were run to manage the risk posed, We continue to be committed to delivering a service that is personal, professional and protective and is in touch with community and individuals needs to ensure that Strabane District continues to be a low crime location.

Andy Lemon
Area Commander
Strabane



Section 1) Policing with the Community

Review of Policing with the Community activities within the Strabane Area

CASE – The Citizen and Safety Education programme continues to be delivered in all schools. With lessons targeting Internet safety and Stranger danger with ASB being the main topic in October as previously discussed at the last meeting.

Strabane Festival Committee- ran a youth engagement project at Christmas this involved young persons who had been involved in ASB, These youths were employed at the Ice Rink as 'Stewards' giving them community responsibility, it also allowed Police both Neighbourhood and response officers to engage with these youths in a positive circumstances. Feedback from all officers stated that the engagement was successful and we look forward to building on this in the future.

Cross border Road Safety Day Bready- This event was run by Roads policing and the Road safety Committee and involved young persons from Strabane, Limavady, Foyle and Letterkenny with PSNI, NIAS, NIFRS and Prison service delivering road safety education in series of interactive activities, notably the fire service introduced there driver simulator which tested young peoples driving skills. This event was well attended and very important message was delivered to young persons from across the district.

Neighbourhood watch Crime awareness evening Ardstraw- this event was run with Ardstraw NW in December to raise awareness in respect of thefts and burglaries all agencies participated giving advice and engaging with the local community.



Strabane Community Safety Initiatives 2010-2011				
Priority	Name	What it does	Partners	Start date
ASB/Crime.	CASE programme.	Educational program that allows officers to engage with school children delivering lesson on Internet safety, personal safety, underage drinking and drugs education. Current lessons are on Internet safety, Underage drinking and Personal safety - Secondary schools. Law and responsibility- Primary Schools.	PSNI & Schools	Ongoing. Currently dealing with Halloween issues
ASB.	Op Intervention.	Officers deal with non offence and offence behaviour by submitting a report to YDO. YDO sends a letter to the parents so that they can intervene and prevent the offending behaviour.	Youth Justice Agency / CSP / PSNI	Ongoing
ASB.	Op Snapper.	Seizure and disposal of alcohol from young persons.	PSNI	Ongoing
ASB	Midnight Football	Football matches on Friday nights to deter/ divert young people from offending behaviour Age group 13-18. Teams of 5.	Community Safety Partnership PSNI	Started October. 12 teams currently involved



ASB.	Dance Fusion.	Friday night youth diversion activity for youth. Age group 13-18.	Community Safety Partnership PSNI	Started October Currently 30+ participants
ASB. Criminal Damage. Assaults. Theft. Drugs.	Safer Strabane & Operation Nightlife.	Night time economy. Drugs. Underage drinking. On Street Drinking. Noise complaints. Provision of Community safety wardens.	PSNI / Council Enforcement Officers CSP / Vintners / Taxi WDACT/HURT Chamber of Commerce	Ongoing
ASB Criminal Damage.	ASB Forum.	Information sharing joint approach to tackle problems in housing estates.	Council PSNI Housing Executive Housing associations Community Associations Landlords	Ongoing Permanent forum
ASB Criminal Damage.	Halloween Safety Forum.	Posters distributed to prevent unwanted trick or treat visits. Safety Quiz in Schools.	CSP PSNI	Started September for Halloween. To tie in with DVD
ASB/ Crime.	Your life, Your choice, You decide.	Multi Agency School talks to 11-14 yr olds in relation anti social behaviour and criminal damage.	CSP / PSNI / DPP NIAS NIFRS	Ongoing Current theme Halloween- DVD LAUNCH



ASB.	Empower Programme.	Personal development programme for young people at risk. Age group 15 – 17. 15 participants – 12 week programme 1 day per week. Opportunities for engagement with police officers.	CSP Referrals from PSNI, Youth Justice Agency, WELB and schools.	Ongoing
ASB.	Off the Streets Programme – i.e. Jigsaw Project.	Funding to community groups to provide diversionary activities in their areas.	CSP Community Groups PSNI	Ongoing
ASB.	Voltage.	Youth diversionary programme for young people who may be involved in ASB, based in their community at times when ASB is prominent. Times: 7pm – 11pm on Thursday, Friday & Saturday nights.	CSP PSNI DPP	Completed – 250 participants
Criminal Damage.	Op Schoolwatch.	Police and community overseeing schools during holiday periods to prevent criminal damage/ crime.	PSNI Schools	Ongoing
Theft/ Burglary.	Rural Crime Initiative.	In co-operation with local farmers groups, the marking of property and plant equipment on farms to prevent theft and burglary. Includes a text alert system.	PSNI DPP Farmers groups	Ongoing



Burglary.	Safety in the Home Campaign.	Provision of home security equipment. Includes assessment by Home Assessment Officer for over 65 and for homes with children under 5.	CSP PSNI SDC	Ongoing
Fear of Crime.	Good Morning Strabane.	Telephone contact group in relation to elderly and vulnerable residents.	GMS CSP PSNI	Ongoing
Domestic Violence.	No Fear and Helping Hands Campaigns.	Funding of civilian women's aid worker to work alongside PSNI in Strabane police station. Provision of education on domestic violence within local primary & secondary schools.	PSNI CSP Foyle Women's Aid	Ongoing – 1 year project
Hate Crime.	Hands off my Friend Campaign.	Hate crime initiative to combat under-reporting of hate crime incidents.	PSNI LGBT Good Relations CSP	Ongoing Launched Strabane OCT
Hate Crime.	Diversity Day.	Diversity day and information notice-board within Strabane PSNI station for local groups to advise and inform PSNI officers on their issues.	PSNI Local Groups	Currently being planned
Roads Safety.	Roadsafe.	Target offending drivers in relation to Drink Driving. Speeding. Careless and Inconsiderate.	DOE PSNI	Ongoing



Roads Safety.	Op Pacer.	Targeting dangerous and inconsiderate driving in Castledearg.	PSNI Community	Ongoing
Roads Safety.	Road Safety Education.	A road safety education event to be held in Castledearg and Strabane, targeting young drivers.	PSNI DPP Roads Policing NIFRS NIAS	In planning- last event was
Drugs/Alcohol.	DVD.	Create a DVD on the dangers of alcohol, drugs and ASB to be delivered to all post primary schools and community groups.	PSNI CSP DPP Local Community	Currently seeking funding
Reassurance.	Op Schoolgate.	High visibility police patrols at schools during opening and closing times to give reassurance to parents and children, including advice on seatbelts.	PSNI	Commenced September
Community problem solving.	PACT.	Partners and Communities Together. These are local groups set up to deal with local issues on a needs basis, i.e. Sion Mills Inter Agency Meeting.	PSNI Community representatives	Ongoing
Reassurance / Crime Reduction.	Neighbourhood Watch.	There are currently two schemes operational –Sion Mills and the newly commenced Ardstraw group. A number of others are in planning.	PSNI Community Representatives	Ongoing



Section 2) Progress towards achieving targets in the Local Policing Plan for 2010/11

Objective 1: Service Excellence					
Local Policing Plan Target	Apr - Dec 2009	Apr - Dec 2010	Variation from last year	Target on course to be met	Area Commander's comment on reasons for change in performance
1.1 To report on the number of high visibility reassurance patrols throughout the area	N/A	362	N/A	✓	Response contributed 102 beat patrols within the reporting period to enhance visibility of police
1.2 To report on the time spent by Neighbourhood Officers on beat and bicycle patrol	N/A	1052	N/A	✓	This figure represents beat and cycle patrols by the 2 NPT teams within Strabane ACU, patrols have been carried out throughout all parts of the ACU
Additional comments, including any 'control strategies' and their impact on Local Policing Plan targets					
<p>High Visibility Policing – continued throughout the area during this period, with beat patrols tasked in all villages within the Command unit, patrols targeted ASB, Criminal damage as well as some general visibility beats</p> <p>Cycle Patrols – as stated in the last report extra funding was secured to provide training and equipment for four response officers to be trained, however I have managed to secure funding for another 2 officers allowing me to train a total of six officers, this training will take place in April ensuring that each response team will have the ability to provide cycle patrols. Four response officers have already been trained and are currently patrolling the area</p>					



Objective 2: Tackling Serious Harm

Local Policing Plan Target	Apr - Dec 2009	Apr - Dec 2010	Variation from last year	Target on course to be met	Area Commander's comment on reasons for change in performance
2.1.1 To Increase the detection rate for Burglary by 5%	12.1%	19.4%	+7.3%	✓	The work performed around burglary has been excellent as can be seen from the stats at 9months we will continue to focus on reducing and clearing burglaries
2.1.2 To Increase the detection rate for Criminal Damage by 10%	6.4%	9.5%	+3.1%	✗	While we have managed to reduce the number of criminal damage's we still have some way to achieve the clearance target
2.1.3 To Increase the detection rate for Theft by 5%	15.0%	19.6%	+4.6%	✗	We are slightly under the target at present in respect of Thefts but hope to achieve this by the end of the reporting period
3.1.1 To report detections for motoring offences No Insurance	N/A	233	N/A	✓	It is worrying that a high number of people still choose to drive with no insurance
3.1.2 To report detections for motoring offences Careless Driving	17	22	+5	✓	
3.1.3 To report detections for motoring offences Dangerous Driving	1	3	+2	✓	
3.1.4 To report Fixed Penalty Notices issued for No Seatbelt	175	116	-59	✓	As per the last 2 quarters seatbelt detections have reduced. Hopefully this message is finally getting through.
3.1.5 To report Fixed Penalty Notices issued for Speeding Offences	182	214	+32	✓	It is a worrying trend however the deployment of a dedicated traffic officer Con Bradley has ensured those people who choose to speed are more likely to get caught
3.1.6 To report Fixed Penalty Notices issued for Use of Mobile Phones	348	346	-2	✓	Slight decrease in detections, The message is clear this is dangerous.



--	--	--	--	--	--

Additional comments, including any 'control strategies' and their impact on Local Policing Plan target

Roads Policing – Constable Barry Bradley ACU motorcyclist continues to carry out high visibility patrols within the ACU pro actively targeting those who do not adhere to road legislation, priorities for Barry are Drink Driving, Speeding, Dangerous/Careless driving and mobile phone use

Christmas Control Strategy- This involved beats and patrols targeting thefts and robberies over the Festive period, Response teams and neighbourhood officers were tasked with carrying out beats within commercial areas and to liaise with businesses, during the hours of darkness late opening shops were also visited to reassure staff. It is worthy of note Robberies have been reduced on last year by 3 incidents and thefts have decreased by 38 incidents.

Road Safety Day Castlederg- Joint educational day between Roads Policing Castlederg NPT and DPP delivering road safety on Saturday 20th November, this involved the setting up of a mock accident and engaging with local people who came over to see what was happening allowing all agencies to engage and deliver our road safety messages prior to Christmas period. Feedback received shows it was well received and provoked much thought among the community.



Objective 3: Dealing With Local Concerns

Local Policing Plan Target	Apr - Dec 2009	Apr - Dec 2010	Variation from last year	Target on course to be met	Area Commander's comment on reasons for change in performance
4.1 To reduce the number of incidents of antisocial behaviour to ensure a 15% reduction by 31 st March 2011	1110	1166	+5.0%	✗	This figure still causes concern however we have managed to reduce ASB from +10.1% to +5% we continue to target this area. We will not achieve the policing plan target of a reduction of 15% by March 2011.
5.1 To report on the number of referrals made to the Youth Diversion Officer for underage drinking	N/A	100	N/A	✓	The fact that we have detected 100 young people with alcohol is concerning. Youth and alcohol remain an area where work is required
5.2 To report on the number of letters sent to parents (Operation Intervention)	N/A	62	N/A	✓	
6.1 To report on the number of detections and subsequent referrals to the District Council for on street drinking	N/A	57	N/A	✓	27 detections were reported to the council in the 3mth period, all of whom will be prosecuted under the new bye law
7.1 To increase the number of seizures of illegal drugs by 10%	19	23	+21.05%	✓	I am pleased we have increased this target although there is still a need for more information from the public
8.1 To reduce the number of domestic burglaries by 5%	75	56	-25.3%	✓	Good news as 19 less homes suffered burglary.
8.2 To reduce the number of non domestic burglaries by 5%	79	40	-49.4%	✓	Again a reduction of 29 this is down to the pro active patrolling targeting commercial sights

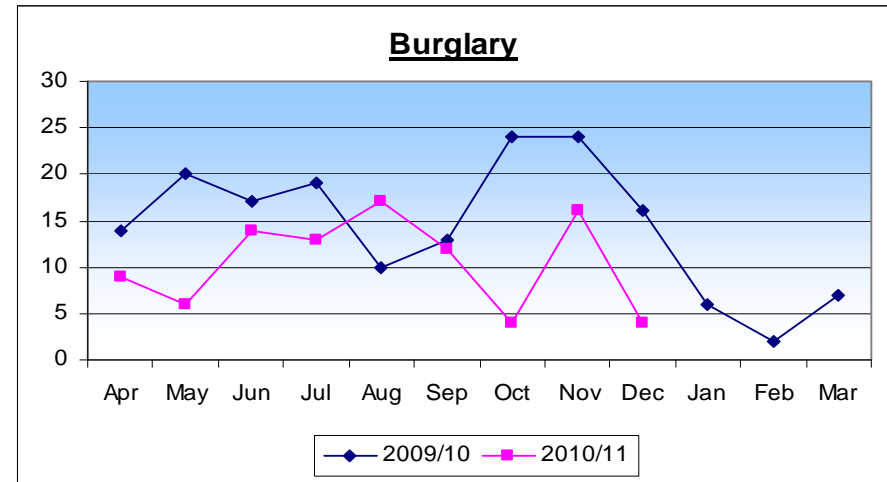
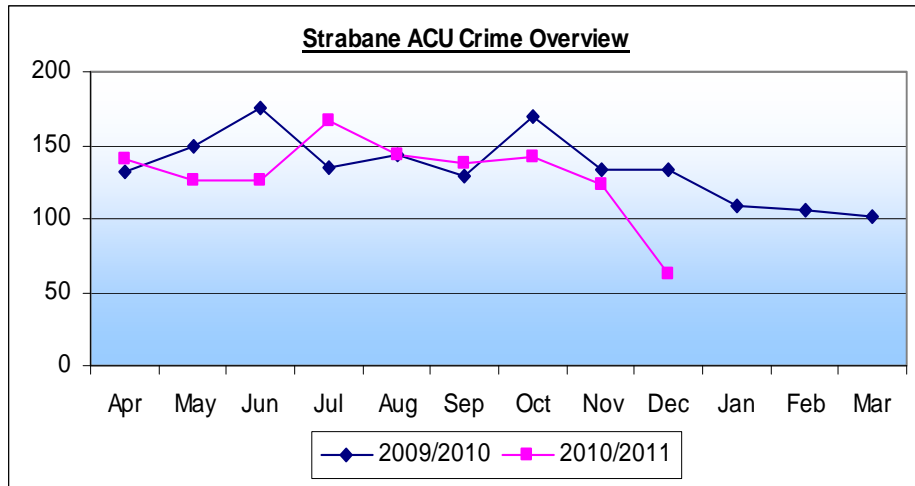


Additional comments, including any 'control strategies' and their impact on Local Policing Plan targets

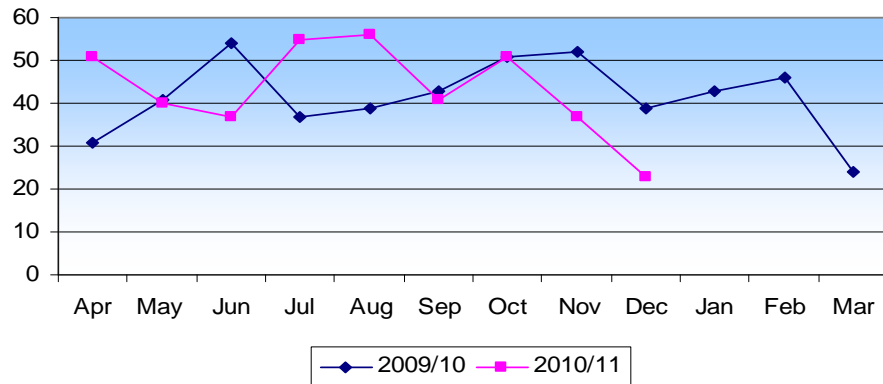
Farm Security Scheme- During the reporting period both NPT teams along with Caroline Hill CPO ran very successful trailer marking days. All events were well attended and farming groups have asked us to schedule more dates. This is having a direct impact on rural thefts and raise awareness if you don't lock it you will lose it

Empower program- This is a program started 5th November and runs until 4th February the program is destined to redirect young persons involved in risky behaviour/delinquency and involves various interactive activities and mentoring, The youths are involved with all agencies to help them understand the roles and responsibilities and the connection with community.

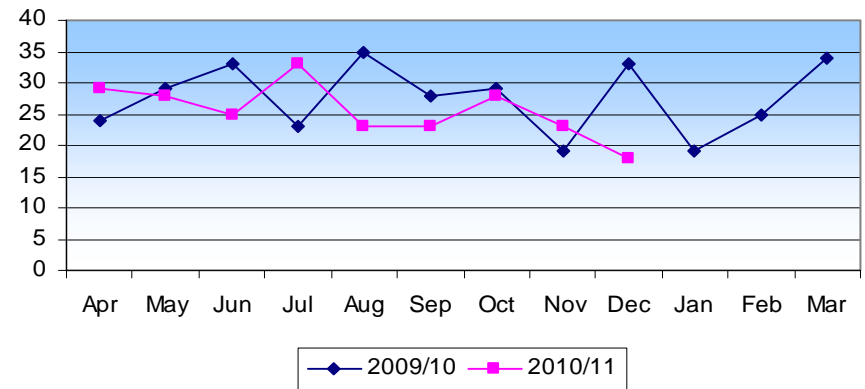
Section 3) Additional information



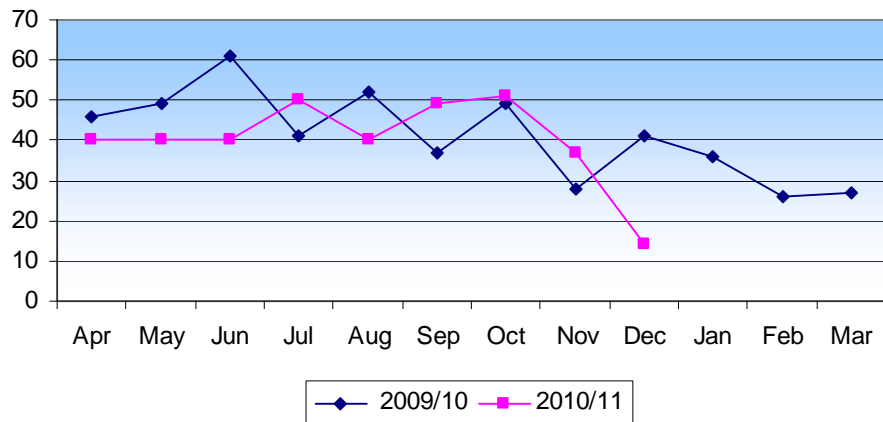
Violent Crime



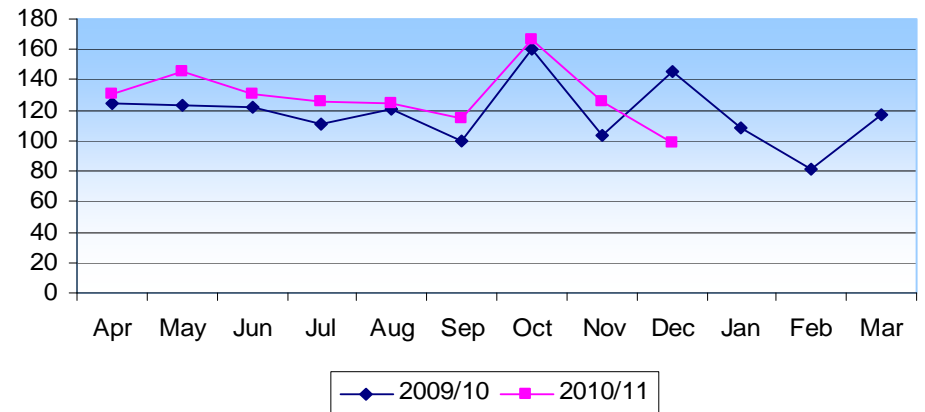
Theft



Criminal Damage



Anti-social Behaviour



Summary of Recorded Crime and Clearance Rates within the Strabane Area:

Crime Classes	Recorded Apr-Dec 09/10	Recorded Apr-Dec 10/11	% Change	Detected Apr-Dec 09/10	Detected Apr-Dec 10/11	%Detected Apr-Dec 09/10	% Detected Apr-Dec 10/11
1. Offences against the person	354	387	9.3%	118	167	33.3%	43.2%
2. Sexual Offences	25	16	-36.0%	3	3	12.0%	18.8%
3. Burglary	157	98	-37.6%	19	19	12.1%	19.4%
(Domestic Burglary)	75	56	-25.3%	11	10	14.7%	17.9%
4. Robbery	8	5	-37.5%	1	0	12.5%	0.0%
5. Theft	253	240	-5.1%	38	47	15.0%	19.6%
(Theft from vehicles)	23	24	4.3%	0	1	0.0%	4.2%
(Theft of vehicles)	34	36	5.9%	15	27	44.1%	75.0%
6. Fraud and Forgery	23	26	13.0%	8	5	34.8%	19.2%
7. Criminal Damage	404	377	-6.7%	26	36	6.4%	9.5%
8. Offences against the state	26	11	-57.7%	3	6	11.5%	54.5%
9. Other notifiable offences	50	54	8.0%	39	45	78.0%	83.3%
Violent Crime (1,2 & 4)	387	408	5.4%	122	170	31.5%	41.7%
Total Crime	1300	1215	-6.5%	255	329	19.6%	27.1%



Breakdown by Station Area:

Crime Classes	Castlederg		Donemana		Newtownstewart		Plumbridge		Sion Mills		Strabane		ACU		Change
	Apr-Dec 09/10	Apr-Dec 10/11	Apr-Dec 09/10	Apr-Dec 10/11	Apr-Dec 09/10	Apr-Dec 10/11	Apr-Dec 09/10	Apr-Dec 10/11	Apr-Dec 09/10	Apr-Dec 10/11	Apr-Dec 09/10	Apr-Dec 10/11	Apr-Dec 09/10	Apr-Dec 10/11	
1. Offences against the person	60	59	13	7	16	29	2	0	37	36	226	256	354	387	+33
2. Sexual Offences	5	4	1	0	1	1	0	0	0	1	18	10	25	16	-9
3. Burglary	26	18	19	9	25	1	2	2	17	15	68	53	157	98	-59
(Domestic Burglary)	14	11	7	2	10	0	1	2	9	9	34	32	75	56	-19
4. Robbery	0	1	0	1	1	0	0	0	0	0	7	3	8	5	-3
5. Theft	44	32	7	11	13	16	4	3	27	22	158	156	253	240	-13
(Theft from vehicles)	3	2	0	3	2	1	1	0	1	2	16	16	23	24	+1
(Theft of vehicles)	6	9	0	2	4	2	0	0	6	2	18	21	34	36	+2
6. Fraud and Forgery	6	5	1	1	1	2	0	0	3	2	12	16	23	26	+3
7. Criminal Damage	70	56	19	6	31	24	3	2	51	32	230	257	404	377	-27
8. Offences against the state	3	1	0	0	0	0	0	0	1	1	22	9	26	11	-15
9. Other notifiable offences	17	7	1	4	6	3	0	0	4	6	22	34	50	54	+4
Violent Crime (1,2 & 4)	65	64	14	8	18	30	2	0	37	37	251	269	387	408	+21
Total Crime	231	183	61	39	94	76	11	7	140	115	763	795	1300	1215	-85



Section 4) Trend data for Local Policing Plan targets 2010/2011

Local Policing Plan Targets for 2010/2011	Apr - Jun 2010	Target on course to be met	Apr - Sep 2010	Target on course to be met	Apr - Dec 2010	Target on course to be met	Apr 2010 - Mar 2011	Target on course to be met
1.1 To report on the number of high visibility reassurance patrols throughout the area	110	✓	260	✓	362	✓		
1.2 To report on the time spent by Neighbourhood Officers on beat and bicycle patrol	422	✓	728	✓	1052	✓		
2.1.1 To Increase the detection rate for Burglary by 5%	6.9%	✗	9.9%	✗	19.4%	✓		
2.1.2 To Increase the detection rate for Criminal Damage by 10%	6.9%	✗	8.8%	✓	9.5%	✓		
2.1.3 To Increase the detection rate for Theft by 5%	22.8%	✓	18.4%	✓	19.6%	✓		
3.1.1 To report detections for motoring offences No Insurance	80	✓	151	✓	233	✓		
3.1.2 To report detections for motoring offences Careless Driving	9	✓	14	✓	22	✓		
3.1.3 To report detections for motoring offences Dangerous Driving	1	✓	2	✓	3	✓		
3.1.4 To report Fixed Penalty Notices issued for No Seatbelt	38	✓	72	✓	116	✓		
3.1.5 To report Fixed Penalty Notices issued for Speeding Offences	90	✓	141	✓	214	✓		
3.1.6 To report Fixed Penalty Notices issued for Use of Mobile Phones	90	✓	181	✓	346	✓		
4.1 To reduce the number of incidents of Antisocial Behaviour to ensure a 15% reduction by 31 st March 2011	+10.3%	✓	+10.1%	✓	+5.0%	✗		
5.1 To report on the number of referrals made to the Youth Diversion Officer for underage drinking	43	✓	64	✓	100	✓		
5.2 To report on the number of letters sent to parents (Operation Intervention)	20	✓	45	✓	62	✓		
6.1 To report on the number of detections and subsequent referrals to the District Council for on street drinking	13	✓	30	✓	57	✓		
7.1 To increase the number of seizures of illegal drugs by 10% ¹	10	✓	11	✓	23	✓		
8.1 To reduce the number of domestic burglaries by 5%	-43.8%	✓	-6.3%	✓	-25.3%	✓		
8.2 To reduce the number of non domestic burglaries by 5%	-42.1%	✓	-42.2%	✓	-49.4%	✓		

Note: The trend information is a snapshot each quarter of how the local PSNI has been performing against Local Policing Plan targets during the year



Appendix 1 - Breakdown of Crime Classes, as recorded by the PSNI

<p>Offences against the person (class 1) Murder Manslaughter Infanticide Attempted murder Causing/allowing death of vulnerable person Threat or conspiracy to murder Causing death/GBH by dangerous driving or aggravated vehicle taking Wounding with intent/GBH with intent Wounding/GBH AOABH Common assault/aggravated assault Assault on police Intimidation Harassment Explosives offences endangering life Firearms offences endangering life Other offences against the person</p>	<p>Sexual offences (class 2) Rape Attempted rape Sexual assault/sexual activity Exposure Other sexual offences</p>	<p>Burglary (class 3) Domestic burglary <ul style="list-style-type: none"> • Burglary in a dwelling • Aggravated burglary in a dwelling Non domestic burglary <ul style="list-style-type: none"> • Burglary in a building other than in a dwelling • Aggravated burglary other than in a dwelling Going equipped</p>
<p>Robbery (class 4) Robbery Armed robbery Hijacking</p>	<p>Theft (class 5) Theft, one person from another Theft in a dwelling Theft by an employee Theft of pedal cycles Shoplifting Vehicle crime <ul style="list-style-type: none"> • Theft from motor vehicles • Theft or unauthorised taking of motor vehicles Vehicle tampering/interference Handling of stolen goods Other thefts</p>	<p>Fraud and forgery (class 6) Deception Forgery and counterfeiting Making off without payment Other frauds</p>
<p>Criminal damage (class 7) Arson Petrol bombing offences Explosives offences Criminal damage/malicious damage offences Other criminal damage offences</p>	<p>Offences against the state (class 8) Offences under anti-terrorism legislation Firearms offences Offences under Public Order (NI) Order Other offences against the public order</p>	<p>Other notifiable offences (class 9) Blackmail Kidnapping and false imprisonment Drug offences – trafficking and non-trafficking offences Dangerous driving Breach of orders Other notifiable offences</p>



Appendix 2 – Definitions and Glossary of Terms

Police Recording of Crime

Recorded crime figures (sometimes referred to as notifiable offences) detail those crimes and offences (including attempts) recorded by the police which are deemed to be indictable or triable-either-way. Certain closely associated summary offences are also counted in the recorded crime figures.

- **Indictable offences** are those more serious crimes which are tried on indictment in the Crown Court by a judge and jury.
- **Triable-either-way offences** are those offences which, under certain circumstances, are triable either summarily in a Magistrates Court or on indictment in the Crown Court.
- **Summary offences** are less serious and are tried in a Magistrates Court before a resident magistrate with no jury.

The number of crimes recorded by the police is dependent on two factors:

- whether the victim or a representative of the victim brings that crime to the attention of the police or on the crime coming to the attention of the police through some other means (such as the police officer being present at the time).
- whether that incident is determined as being a recordable offence within the categories laid down by the Home Office in the official counting rules.

Detections (or clearances)

Detections (or clearances as they may alternatively be known) are, broadly speaking, those crimes that have been 'detected' or 'cleared up' by the police. Crimes are counted as 'detected or cleared' in accordance with strict counting rules issued by the Home Office. They are counted on the basis of crimes rather than offenders. For example, if six offenders are involved in a robbery and are all arrested and charged, then this counts as one detection/clearance (i.e. the robbery is deemed to be 'detected or cleared'). Alternatively if only one of the six is identified and charged while the other five remain unidentified and at large, this also means that the robbery can still be deemed as 'detected or cleared'. In this respect detection/clearance data differs from conviction data as conviction data counts offenders while detection/clearance data counts crimes.

The following methods of detection/clearance involve a formal sanction:

- charging or issuing a summons to an offender (this will not necessarily result in a subsequent conviction at court),
- issuing a caution to the offender,
- having the offence accepted for consideration in court, or
- the offender is a juvenile who is dealt with by means of an informed warning, restorative caution or prosecutorial diversion.

In addition, for the most serious offence types ('indictable only') a non sanction detection/clearance can be claimed if:

- the Public Prosecution Service (PPS) directs no prosecution, or
- the case cannot proceed because the offender has died.



Recent Changes in the Recording of Detections/Clearances

Prior to April 2006 a variety of non sanction detections/clearances could be claimed where police took no further action, the main one being where the victim declined to prosecute. At that time these detection/clearance types accounted for around 50% of the PSNI's total detection/clearance rate. However, since then some major changes have been introduced which have substantially limited the detection/clearance options open to the PSNI.

In April 2006, a higher evidential standard was adopted within the PSNI following the establishment of the Public Prosecution Service in Northern Ireland. Then in April 2007, the Home Office significantly restricted the detection/clearance types available to the police, which meant that virtually all non sanction detection/clearances could no longer be claimed as a valid detection/clearance. Both of these changes had the impact of greatly reducing the number of non sanction detection/clearances to such an extent that the PSNI overall detection/clearance rate and its sanction detection/clearance rate are now virtually one and the same (only a very small proportion of non sanction detections/clearances are now claimed each year).

Detection/Clearance Rates

The detection (or clearance) rate is the number of detections recorded in a given time period as a percentage of the total number of crimes recorded in the same period.

Violent Crime

Violent crime comprises three main offence groupings – (i) offences against the person, (ii) sexual offences, and (iii) robbery. What violent crime offences have in common is that they involve actual violence or the threat of violence. The degree of violence varies considerably, even between incidents in the same classification. The large majority of incidents categorised as violent crime do not actually involve any significant injury to the victim, although some of the crimes not resulting in injury may still be traumatic for their victims, e.g. threats to kill.

Vehicle Crime

Vehicle crime comprises the offences of theft from motor vehicles and theft / unauthorised taking of motor vehicles.

Anti-Social Behaviour (ASB)

ASB incidents are operational figures (and are not quality assured by the PSNI's Central Statistics Unit) collated in accordance with the Home Office National Standard for Incident Recording (NSIR), which was introduced in April 2006. ASB incidents are a group of non-crime incidents that are reported to the police (i.e. they do not result in a notifiable offence). ASB incidents consist of the following incident types:

- Abandoned vehicles - (not stolen or causing an obstruction)
- Animal problems
- Begging / vagrancy
- Hoax calls to emergency services
- Inappropriate use / sale / possession of fireworks
- Malicious / nuisance communications
- Noise
- Prostitution related activity
- Rowdy and/or nuisance behaviour – littering / drugs paraphernalia
- Rowdy and/or nuisance behaviour - neighbours
- Rowdy or inconsiderate behaviour
- Street drinking
- Trespass
- Vehicle nuisance / inappropriate vehicle use

Glossary of Terms

ABC	Acceptable Behaviour Contract	NIACRO	Northern Ireland Association for the Care and Resettlement of Offenders
AOABH	Assault Occasioning Actual Bodily Harm	NICCY	Northern Ireland Commissioner for Children and Young People
ANPR	Automatic Number Plate Recognition	NIHE	Northern Ireland Housing Executive
ASB(O)	Anti-Social Behaviour (Order)	NIM	National Intelligence Model
CAIT	Child Abuse Investigation Team	NIPB	Northern Ireland Policing Board
CJI(NI)	Criminal Justice Inspectorate (NI)	NISRA	Northern Ireland Statistics and Research Agency
CPLC	Community Police Liaison Committee	NSIR	National Standard for Incident Recording
C(PT)	Constable Part-Time	OCTF	Organised Crime Task Force
CSP	Community Safety Partnership	OPONI	The Office of the Police Ombudsman for Northern Ireland
CSU	Community Safety Unit (DoJ)	PACE	Police and Criminal Evidence (Act)
CSU	Central Statistics Unit, PSNI	PCSO	Police Community Support Officer
DCU	District Command Unit	PFYTD	Financial Year to Date
DoJ	Department of Justice	PQA	Performance Quality Assurance (Unit)
DPP	District Policing Partnership	PSNI	Police Service of Northern Ireland
FTR	Full Time Reserve	PTR	Part Time Reserve
FYTD	Financial Year to Date	RTC	Road Traffic Collision
GBH	Grievous Bodily Harm	SOCA	Serious Organised Crime Agency
KSI	Killed or Seriously Injured	TSG	Tactical Support Group
LGBT	Lesbian, Gay, Bisexual, Transgender	VFM	Value for Money
MARAC	Multi Agency Risk Assessment Committee	YDO	Youth Diversion Officer

