



Tackling Crime

North Down Area

District Policing Partnerships

6 Month Report

Figures Extracted 12 October 2009



North Down

***District Policing
Partnership***

Local people shaping local policing

Section 1) Progress towards achieving targets in the Local Policing Plan for 2009/2010

Objective 1: In partnership with the community and other agencies, to make communities and neighbourhoods safe and feel safe					
North Down Policing Plan Target	Apr-Sep 08/09	Apr-Sep 09/10	Change (Raw Data)	Target	Comment on reasons for change in performance
1.2.2. To reduce the level of assaults (1,2)	433	372	-61	✓	The continued pro-active policing of the night time economy within North Down, the success of the BAND scheme, utilisation of CCTV and radiolink, along with the ongoing work of our partners in the CSP, and Safezone have ensured the continued decrease in assaults throughout the summer months.
1.3.2. To reduce the number of domestic burglaries in line with service targets (3)	76	101	+25	✗	This unfortunate rise over the summer months has been reflected across the province. This is largely attributable to the current economic climate.
1.4.2. To increase the number of illegal drug seizures (4)	49	61	+12	✓	This is a welcome result and we will continue to focus efforts in this area.
1.5.1. To reduce the number of incidents of anti-social behaviour to ensure a 15% reduction by 31/3/2011 (4)	2013	1731	-282	✓	Again we see a dramatic reduction in ASB over the summer months, thanks to the continued focus of Operation snapper, and the work of our partners in the CSP, Council and NIEA.
1.6.2. To reduce crimes of criminal damage recorded in line with service targets. (3)	446	520	+74	✗	Having examined this increase, I can report there is no specific pattern, but several unconnected incidents were several counts of criminal damage have been recorded.
1.7.1. To contribute to reducing the number of people killed or seriously injured on the road. (1)	Apr-July08 9	Apr-July09 6	-3	✓	SPECS System and ongoing pro-active Roads policing operations.

Section 2) Trend data for Local Policing Plan targets 2009/2010

North Down Policing Plan Targets for 2009/2010								
North Down Policing Plan Targets for 2009 / 2010	Apr 09 - Jun 09	Target	Apr 09 - Sept 09	Target	Apr 09 - Dec 09	Target	Apr 09 - Mar 10	Target
1.2.2. To reduce the level of assaults (1,2)	184	✓	372	✓				
1.3.2. To reduce the number of domestic burglaries in line with service targets (3)	39	✓	101	✗				
1.4.2. To increase the number of illegal drug seizures (4)	23	✓	61	✓				
1.5.1. To reduce the number of incidents of anti-social behaviour to ensure a 15% reduction by 31/3/2011. (4)	972	✓	1731	✓				
1.6.2. To reduce crimes of criminal damage recorded in line with service targets. (3)	277	✗	520	✗				
1.7.1. To contribute to reducing the number of people killed or seriously injured on the road.(1)	4	✓	6	✓				

Note: The trend information is a snapshot each quarter of how the local PSNI has been performing against Local Policing Plan targets during the year.

Section 3) Summary of Recorded Crime and Clearance Rates within the North Down Area

Measures	Recorded April 2008 – Sep 2008	Recorded April 2009 – Sep 2009	% Change	Cleared April 2008– Sep 2008	% Cleared April 2008 – Sep 2008	Cleared April 2009 – Sep 2009	% Cleared April 2009 – Sep 2009
1. Offences against the person	520	478	-8.1%	146	28.1%	171	35.8%
2. Sexual offences	28	33	17.9%	7	25.0%	8	24.2%
3. Burglary	155	165	6.5%	16	10.3%	31	18.8%
Domestic Burglary	76	101	32.9%	10	13.2%	15	14.9%
4. Robbery	10	5	-50.0%	2	20.0%	0	0.0%
5. Theft	446	448	0.4%	79	17.7%	121	27.0%
Theft from motor vehicle	57	85	49.1%	2	3.5%	1	1.2%
Theft/unauthorised taking of motor vehicle	37	33	-10.8%	9	24.3%	16	48.5%
6. Fraud and Forgery	71	122	71.8%	14	19.7%	14	11.5%
7. Criminal Damage	446	520	16.6%	47	10.5%	67	12.9%
8. Offences against the state	16	17	6.3%	10	62.5%	6	35.3%
9. Other notifiable offences	68	88	29.4%	45	66.2%	64	72.7%
Total not yet assigned to offence category	0	7	/0	0	/0	0	0.0%
Violent Crime (1,2 & 4)	558	516	-7.5%	155	27.8%	179	34.7%
TOTAL CRIME (1,2,3,4,5,6,7,8,&9)	1760	1883	7.0%	366	20.8%	482	25.6%
crime Undercount	0	2	/0	Na	Na	Na	Na
Total Crime including undercount	1760	1885	7.1%	Na	Na	Na	Na

ote: At a Total Crime level it is possible to identify the number of crimes that are under process, i.e. have not yet been included in the recorded crime figures – this is referred to as the crime undercount. This should be clearly stated beneath the table.

A breakdown of crime types as shown in the table above

<p>Offences against the person (class 1) Murder Manslaughter Infanticide Attempted murder Threat or conspiracy to murder Causing death/GBH by dangerous driving or aggravated vehicle taking Wounding with intent/GBH with intent Wounding/GBH AOABH Common assault/aggravated assault Assault on police Intimidation Harassment Explosives offences endangering life Firearms offences endangering life Other offences against the person</p>	<p>Sexual offences (class 2) Rape Attempted rape Unlawful carnal knowledge of a girl under 14 years Unlawful carnal knowledge of a girl 14 and under 17 years Indecent assault on a female Indecent assault on a female child Indecent assault on a male Indecent assault on a male child Indecency between males Indecent exposure Indecent conduct towards a child Other sexual offences</p>	<p>Burglary (class 3) Domestic burglary <ul style="list-style-type: none"> • Burglary in a dwelling • Aggravated burglary in a dwelling Non domestic burglary <ul style="list-style-type: none"> • Burglary in a building other than in a dwelling • Aggravated burglary other than in a dwelling Going equipped</p>
<p>Robbery (class 4) Robbery Armed robbery Hijacking</p>	<p>Theft (class 5) Theft, one person from another Theft in a dwelling Theft by an employee Theft of pedal cycles Shoplifting Vehicle crime <ul style="list-style-type: none"> • Theft from motor vehicles • Theft or unauthorised taking of motor vehicles Vehicle tampering/interference Handling of stolen goods Other thefts</p>	<p>Fraud and forgery (class 6) Deception Forgery and counterfeiting Making off without payment Other frauds</p>
<p>Criminal damage (class 7) Arson Petrol bombing offences Explosive offences Criminal damage/malicious damage offences Other criminal damage offences</p>	<p>Offences against the state (class 8) Offences under anti-terrorism legislation Firearms offences Offences under Public Order (NI) Order Other offences against the public order</p>	<p>Other notifiable offences (class 9) Blackmail Kidnapping and false imprisonment Drug offences – trafficking and non-trafficking offences Dangerous driving Breach of orders Other notifiable offences</p>

Anti-Social Behaviour

ASB Incidents are a group of non-crime incidents that are reported to the police (i.e. they do not result in a notifiable offence). These are recorded by the PSNI on their Command & Control system and are classified as ASB in accordance with the National Standard for Incident Recording (NSIR). ASB incidents consist of the following incident types:

- Abandoned Vehicles - (Not Stolen Or Causing An Obstruction)
- Animal Problems
- Begging / Vagrancy
- Hoax Calls To Emergency Services
- Inappropriate Use / Sale / Possession Of Fireworks
- Noise
- Malicious Communications
- Prostitution Related Activity
- Rowdy / Nuisance - Environmental Damage / Littering
- Rowdy / Nuisance - Neighbours
- Rowdy / Nuisance - Rowdy or Inconsiderate Behaviour
- Street Drinking
- Substance Misuse
- Trespass
- Vehicle Nuisance / Inappropriate Vehicle Use

Sanction / Non Sanction Clearances

Clearances (or detections as they may alternatively be known) are, broadly speaking, those crimes that have been 'cleared up' by the police. Crimes are counted as 'cleared or detected' in accordance with strict counting rules issued by the Home Office.

Sanction clearances refer to clearances where a 'sanction' is taken against the accused person. The following methods of clearance involve a formal sanction:

- Charging or issuing a summons to an offender (this will not necessarily result in a subsequent conviction at court)
- Issuing a caution to the offender
- Having the offence accepted for consideration in court
- The offender is a juvenile who is dealt with by means of an informed warning, restorative caution or prosecutorial diversion

The use of **non sanction clearances** are limited to specified offences and circumstances and include the following reasons:

- The Public Prosecution Service (PPS) directs no prosecution for an 'indictable only' offence
- The offence is an 'indictable only' offence and the case cannot proceed because the offender has died.
- 'Indictable only' offences are the most serious types of offences and are those which must be tried in the Crown Court.

Section 4) Policing with the Community [OPTIONAL]

Strategy and/or progress under Policing with the Community	Impact
<p>TROLLEY SIGNAGE – an application to PWCF has been successful in securing money to place signs on shopping Trolleys in Bloomfield Shopping Centre Bangor. The sign plate attached to trolleys will have safety messages attached from PSNI and DPP.</p>	<p>The first campaign will deliver safety messages on the run up to Christmas. This will remind the public to secure property and vehicles.</p>

Section 5) Community Safety Projects

Strategy and/or contribution towards Community Safety Projects	Impact
<p>DEALING WITH DIFFERENCE - A set of 5/6 workshops have been planned for a group of 40 young people (10 of whom will be from the North Down area) aged 14 - 18 yrs old. The project is 'Dealing with Difference',</p> <p>This will be a project linking with other agencies, charities and potentially Cooperation Ireland and is aimed at those children who are from difficult or dysfunctional backgrounds. The children will be from various academic backgrounds, social backgrounds and minority backgrounds. The objective of the project is to try to divert children from crime and reduce issues of sectarianism and hate crime. In addition to this police will have the opportunity to build relationships with local children outside of a reactive or controversial situation.</p>	<p>This project commences with Workshop 1 on 16th November. The project will end with an awards ceremony in March 2010.</p>

DRUGS STRATEGY - North Down PSNI in partnership with FASA have agreed a protocol which facilitates the handing in of drugs, both illegal and prescription. The drugs/perceived drugs can be handed in by the public to dedicated FASA staff who will record the 'hand -in'. Police will then be informed who will test the substance to determine what it is. This information will be fed back to FASA. The facility also allows direct access to FASA services by the individual handing it in.

As part of the strategy an information event is planned for early December which will take place at FASA. This will be an opportunity for the dissemination of information on Policing in relation to Drugs incidents and also for other key speakers such as Crimestoppers to raise awareness on how information can be anonymously given.

HOLYWOOD MUSICAL – this project in partnership with Good Relations is aimed at addressing Sectarianism and Racism through the medium of a stage production. A strategy map has been devised with the Recon Group in Holywood to identify outcomes and outputs.

STREETS SAFE – North Down PSNI in partnership with CSP and North Down Council are supporting the use of the Streetsafe bus in anti social behaviour hotspot areas within the Borough.

This protocol has been running since the start of September. To date one substance was handed in and tested.

Planned to take place second week in December.

This project is at an early stage and sessions are planned on addressing Sectarianism and Racism. Work to explore these issues will be carried out alongside other youth issues as identified by the group. The aim is to encourage young people to challenge their own perceptions and in time equip them with the confidence and skills to challenge others within their peer group.

This project is still in its infancy, however early indications show that it will make a very positive impact in engaging with groups who are not associated with structured organisations. If left unchecked these groups could easily increase crime and the fear of crime within the areas where they gather.

Section 7) Progress towards achieving targets in the Northern Ireland Policing Plan for 2008–2009

Make Communities and Neighbourhoods Safe				
Northern Ireland Policing Plan Target	Apr-Sep 08/09	Apr-Sep 09/10	Change	% Change
1.1.1 To ensure that by 2010/2011, there are fewer than 100,000 crimes recorded.	1830	1966	136	7.4%
1.2.1 To reduce the level of more serious violent crime.	35	31	-4	-11.4%
1.3.1 To ensure that by 2010/2011, there are fewer than 6,000 domestic burglaries recorded.	82	109	27	32.9%
1.4.1 To increase the number of drugs supply gangs frustrated, disrupted or dismantled.				
1.5.1 To reduce the number of incidents of anti-social behaviour to ensure a 15% reduction by 31/03/11.	2113	1844	-269	-12.7%
1.6.1 To ensure that by 2010/2011, there are fewer than 27,000 crimes of criminal damage recorded.	461	534	73	15.8%
1.7.1 To contribute to reducing the number of people killed or seriously injured on the road.	Apl – July 9	Apl – July 6	-3	
1.7.2 To contribute to reducing the number of children killed or seriously injured on the road.	5	2	-3	
1.8.1 To increase the percentage of people who say they feel safe.	NA			

Build, broaden and sustain confidence in the police				
Northern Ireland Policing Plan Target	Apr-Sep 08/09	Apr-Sep 09/10	%	
2.1.1 To increase the percentage of people who are confident in the police service's ability to provide an ordinary day-to-day policing service for all the people of Northern Ireland.	Sep 2008		86%	
2.2.1 To increase the percentage of crime victims satisfied that they have been kept informed regarding their case.	Apl 08	Mar 09	69%	
2.3.1 To increase the percentage of people who think that the police are doing a good job in their area.	Sep 2008		62%	
2.4.1 To increase the clearance rate by 3% points.	22.4%	25.6%		
2.4.2 To increase the clearance rate for racist crimes.	25.0%	33%	22.2%	
2.4.3 To increase the clearance rate for homophobic crimes.	0	0	0	
2.4.4 To increase the clearance rate for sectarian crimes.	0	0	0	
2.5.1 To achieve the National Minimum Standard of 90% of emergency (999) calls answered within 10 seconds.	1 Apl 09	31 Aug 09	89.7%	□

2.5.2 To achieve the National Minimum Standard of 90% of non-emergency calls answered within 30 seconds.	1 Apr 09	31 Aug 09	92.1%	
--	----------	-----------	-------	--

Policing with the Community

Northern Ireland Policing Plan Target	Apr/Sep 08/09	Apr-Sep 09/10	%	
3.1.1 To refresh the Policing with the Community Strategy by 30 June 2009 and publish by 30 September 2009.	NA			
3.1.2 Chief Officers and Heads of Department to report six monthly to the Policing Board on progress in each of the five key areas.	NA			
3.1.3 To ensure that Neighbourhood Officers work at least 80% of their duty hours on Neighbourhood Policing Duties.	NA			

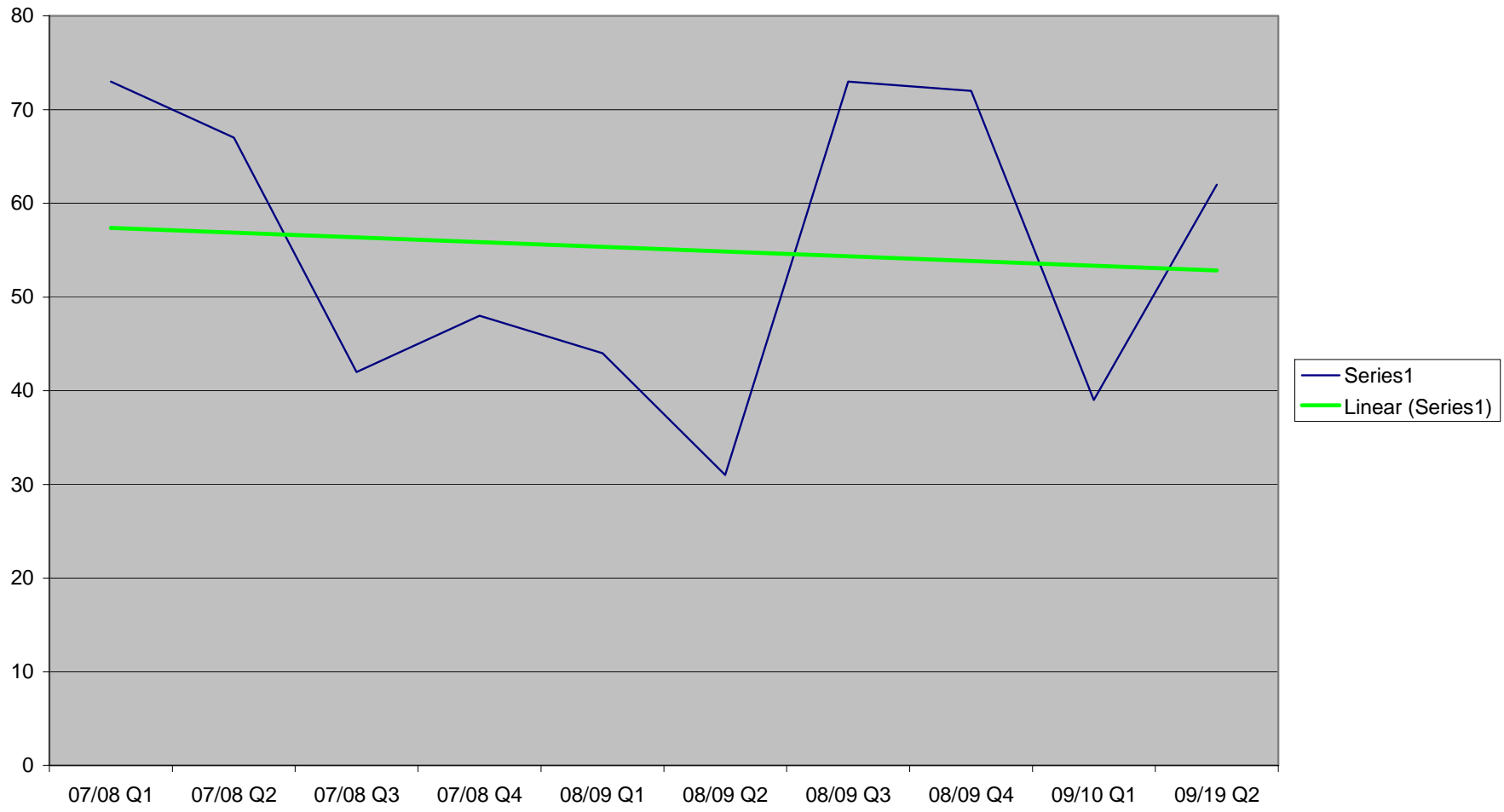
Improve effectiveness and efficiency

Northern Ireland Policing Plan Target	Apr-Jun 08/09	Apr-Jun 09/10	%	
4.1.1 To reduce average sickness levels to 5 days for police officers and police staff by March 2010.	NA			
4.2.1 To increase the percentage of custody cases processed within administrative time limits.	NA			
4.2.2 To increase the percentage of bail cases processed within administrative time limits.	NA			
4.2.3 To process 80% of indictable reported cases within administrative time limits.	NA			
4.2.4 To process 70% of summary reported cases within administrative time limits.	NA			

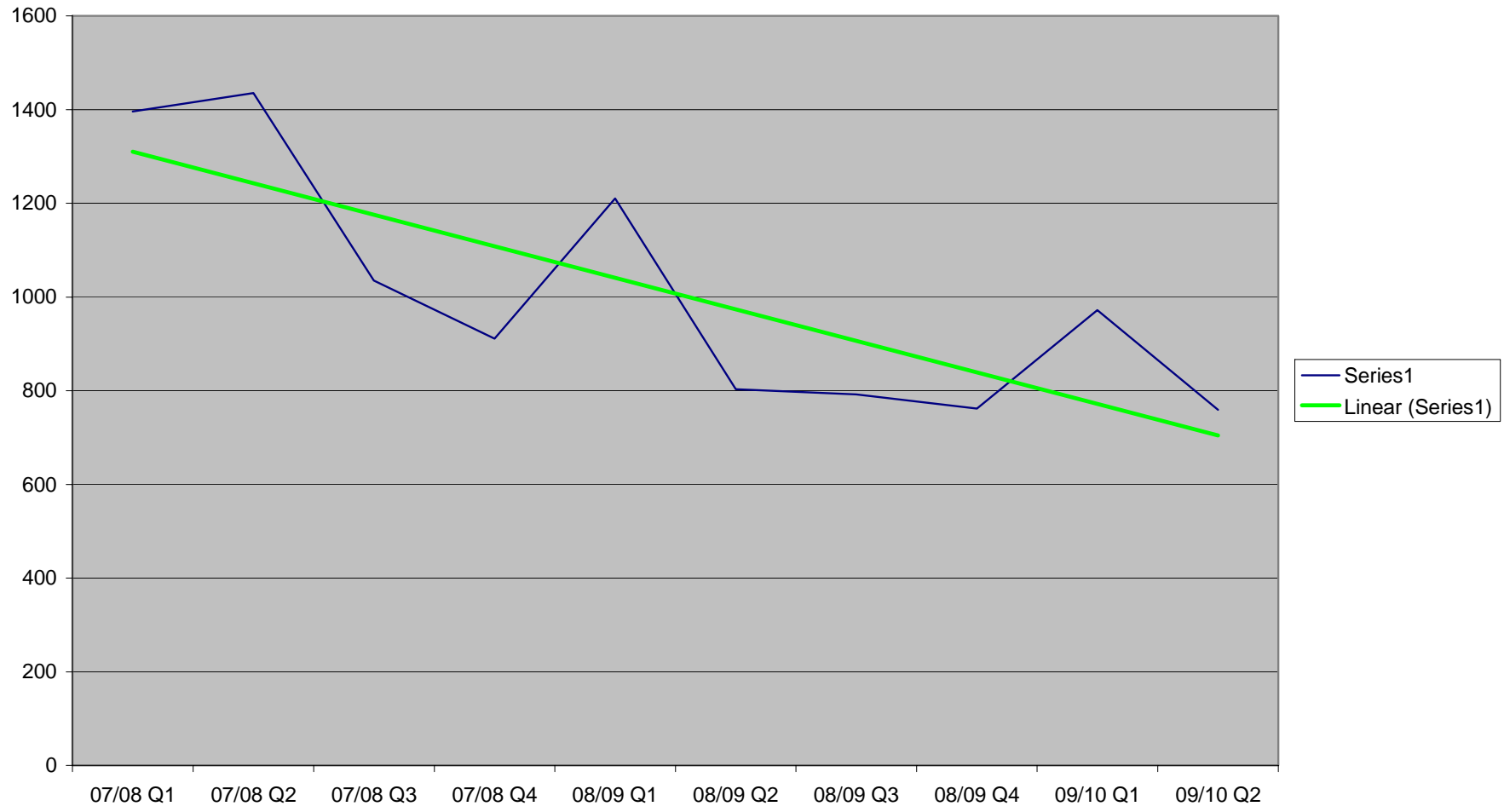
Glossary of Terms

ABC	Acceptable Behaviour Contract	NIACRO	Northern Ireland Association for the Care and Resettlement of Offenders
ABH	Actual Bodily Harm	NICCY	Northern Ireland Commissioner for Children and Young People
ANPR	Automatic Number Plate Recognition	NIHRC	Northern Ireland Human Rights Commission
ARA	Assets Recovery Agency	NIM	National Intelligence Model
ASB(O)	Anti-Social Behaviour (Order)	NIO	Northern Ireland Office
CID	Criminal Investigation Department	NIPB	Northern Ireland Policing Board
CJI(NI)	Criminal Justice Inspectorate (NI)	NISRA	Northern Ireland Statistics and Research Agency
CPLC	Community Police Liaison Committee	NSIR	National Standard for Incident Recording
CRO	Criminal Records Office	OCTF	Organised Crime Task Force
CSI	Crime Scene Investigator	OCU	Operational Command Unit
CSP	Community Safety Partnership	OPONI	The Office of the Police Ombudsman for Northern Ireland
CSU	Community Safety Unit (NIO)	PACE	Police and Criminal Evidence (Act)
CSU	Central Statistics Unit, PSNI	PCSO	Police Community Support Officer
DCU	District Command Unit	PFNI	Police Federation for Northern Ireland
DPP	District Policing Partnership	PSNI	Police Service of Northern Ireland
FTC	Fatal Traffic Collision	PTR	Part Time Reserve
FTR	Full Time Reserve	RTC	Road Traffic Collision
GBH	Grievous Bodily Harm	SNEN	Single Non-Emergency Number
GIS	Geographical Information System	SOC	Scene of Crime
HVP	High Visibility Patrol	SOCA	Serious Organised Crime Agency
KPI	Key Performance Indicator	TSG	Tactical Support Group
KSI	Killed or Seriously Injured	VFM	Value for Money
LGBT	Lesbian, Gay, Bisexual, Transgender	YCA	Youths Causing Annoyance
MLO	Minority Liaison Officer	YDO	Youth Diversion Officer
NAO	National Audit Office		
NCIS	National Criminal Intelligence Service		

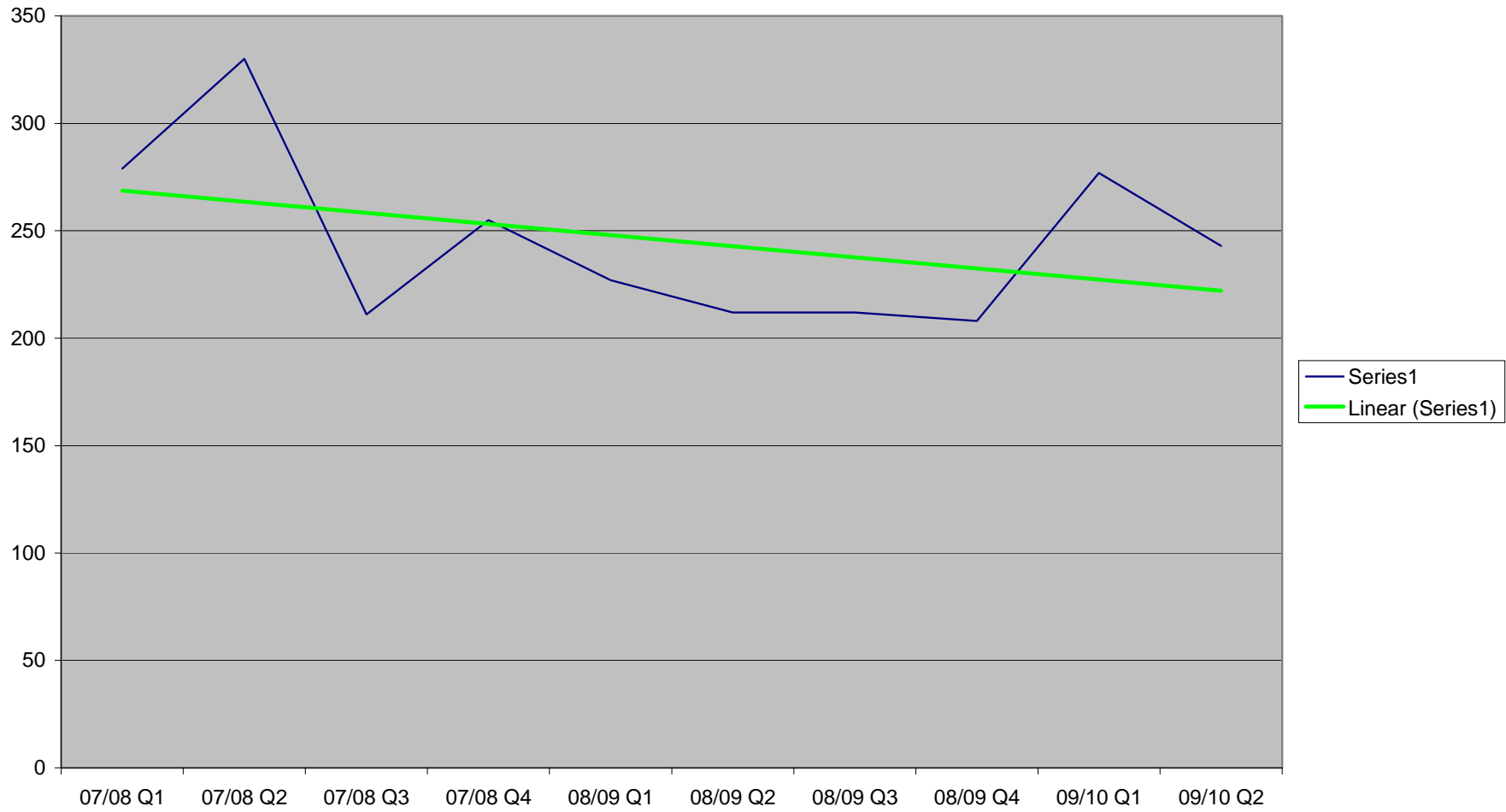
DOMESTIC BURGLARY 07/08/Q1 - 09/10 Q2



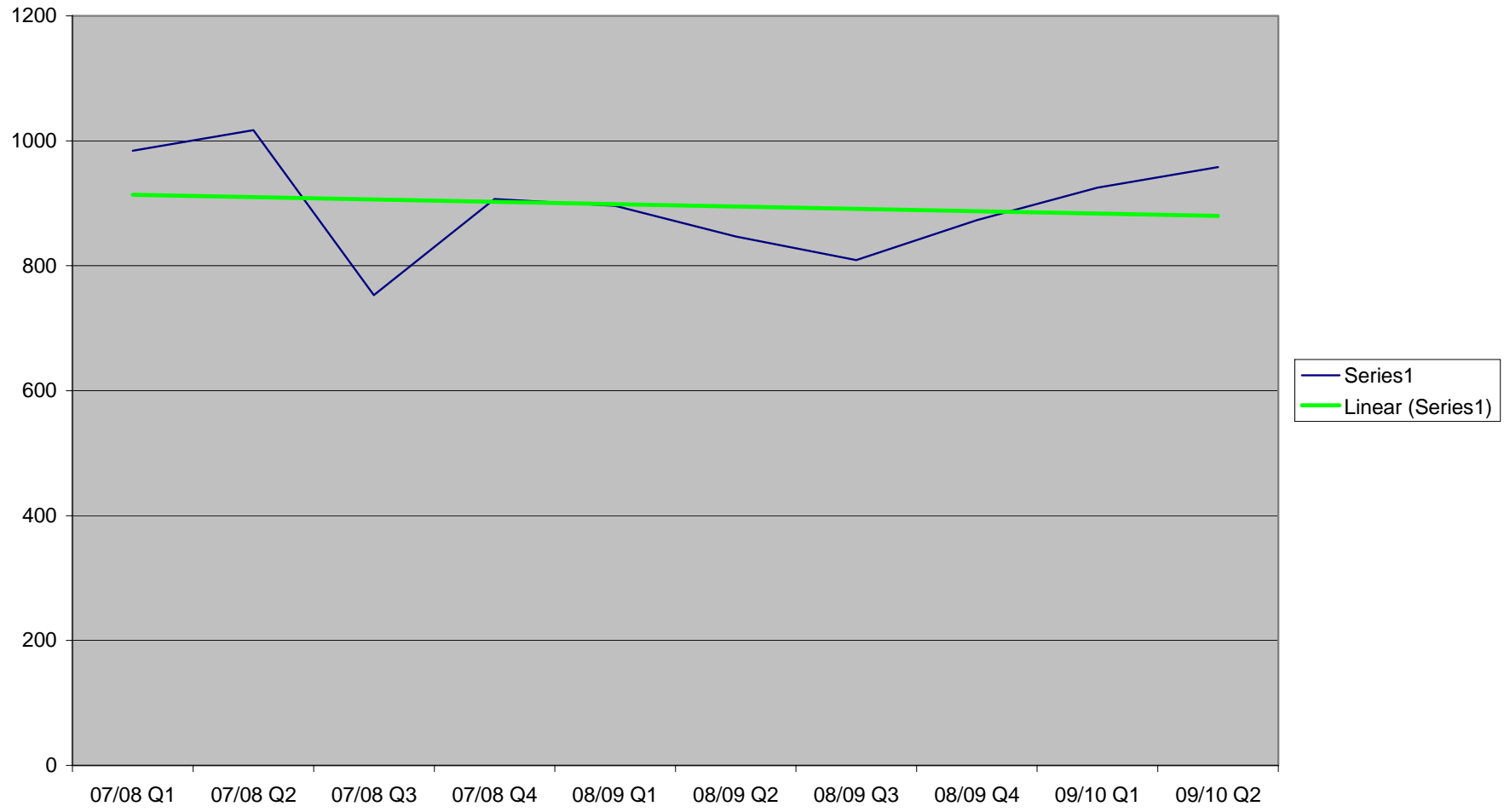
ANTI-SOCIAL BEHAVIOUR 07/08 Q1 - 09/10 Q2



CRIMINAL DAMAGE 07/08 Q1 - 09/10 Q2



TOTAL CRIME 07/08 Q1 - 09/10 Q2



ASSAULTS 07/08 Q1 - 09/10 Q2

