



**Tackling Crime**

**North Down Area**

# **District Policing Partnerships**

## **Nine Month Report**

**(April 2007- December 2007)**

Figures Extracted 4 January 2008



***North Down***

***District Policing  
Partnership***

Local people shaping local policing

## Section 1) Progress Towards Achieving Targets in the Local Policing Plan for 2007/2008

<b>Domain: Tackling Crime</b>					
<b>LPP Target</b>	<b>April – December 2006</b>	<b>April – December 2007</b>	<b>Change</b>	<b>Target</b>	<b>Comment on reasons for change in performance</b>
<b>3.2.1 To reduce the total number of assaults by 2%.</b>	<b>827</b>	<b>676</b>	<b>- 18.3%</b>	<b>GREEN</b>	Offences included in Assaults are as follows - Wounding with intent/GBH with intent, Wounding/GBH, AOABH Common assault/aggravated assault (excluding assaults on police)
<b>3.3.1 To reduce the total number of recorded crimes of criminal damage by 2%.</b>	<b>1119</b>	<b>819</b>	<b>- 26.8%</b>	<b>GREEN</b>	
<b>3.4.1 To reduce the total number of domestic burglaries by 3%.</b>	<b>164</b>	<b>182</b>	<b>11.0%</b>	<b>RED</b>	
<b>4.1.1 To increase the sanction clearance rate by 3% points.</b>	<b>23.1%</b>	<b>23.6%</b>	<b>0.5%</b>	<b>RED</b>	

**Domain: Promoting Community Safety**

LPP Target	April – December 2006	April – December 2007	Change	Target	Comment on reasons for change in performance
5.1.1 To reduce the total number of incidents of anti-social behaviour by 5%.	4139	3929	- 5.1%	GREEN	
7.1.1 To reduce the number of people killed or seriously injured on the road.(*)	26 Killed 3 Seriously Injured 23	<i>Figures not available</i>			

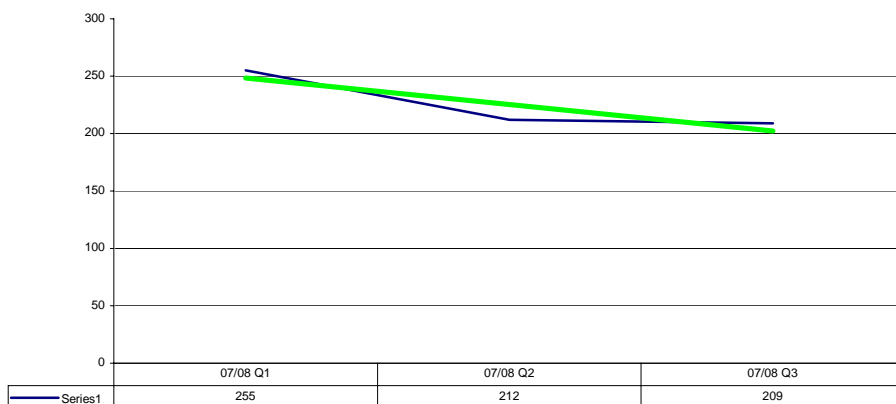
(*) Targets will be based on that achieved in 2007 – 2008, by focusing on detections for	April – December 2006	April – December 2007	Comment
Careless/Dangerous Driving	258	264	
Excess Speed	133	249	
Driving whilst impaired through drink and/or drugs	148	182	
Seat Belt Offences	242	114*	* 64 Non endorsable, and 50 Endorsable
Misuse of mobile Telephone	558	429*	* 206 Endorsable, and 223 Non endorsable

## Section 2) Trend Data for Local Policing Plan Targets 2007/2008

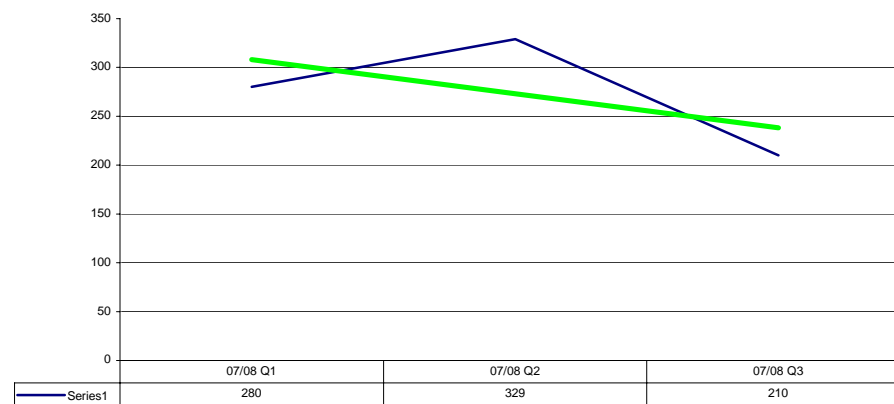
Local Policing Plan Targets for 2007/2008								
Local Policing Plan Targets for 2007 / 2008	Apr 07 - Jun 07	Target	Apr 07 - Sept 07	Target	Apr 07 -Dec 07	Target	Apr 07 -Mar 08	Target
3.2.1 To reduce the total number of assaults by 2%.	255	✓	467	✓	676	✓		
3.3.1 To reduce the total number of recorded crimes of criminal damage by 2%.	280	✓	609	✓	819	✓		
3.4.1 To reduce the total number of domestic burglaries by 3%.	73	✗	140	✗	182	✗		
4.1.1 To increase the sanction clearance rate by 3% points.	22.1%	✗	21.6%	✗	23.6%	✗		
5.1.1 To reduce the total number of incidents of anti-social behaviour by 5%.	+ 2.6%	✗	- 2.3%	✗	- 5.1%	✓		
7.1.1 To reduce the number of people killed or seriously injured on the road.	<b>Figures not available</b>							

Note: The trend information is a snapshot each quarter of how North Down PSNI has been performing against Local Policing Plan targets during the year.

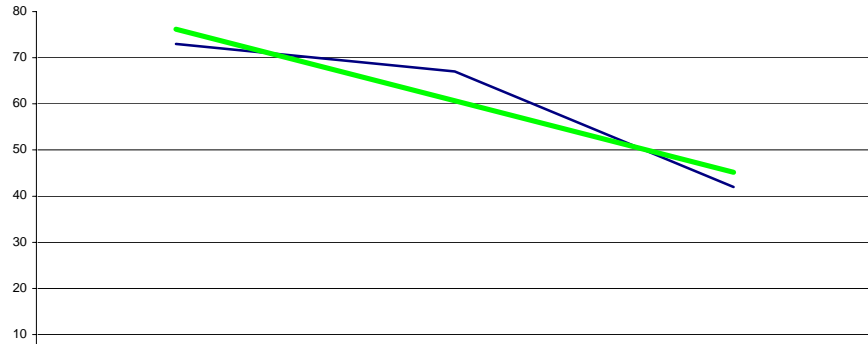
### ASSAULTS



### Criminal Damage

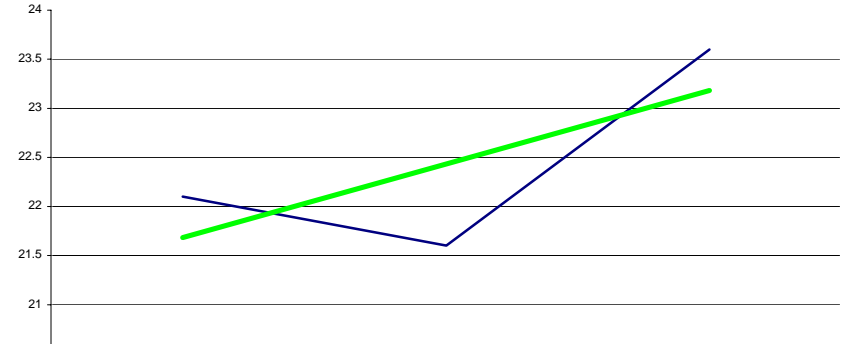


### Domestic Burglary



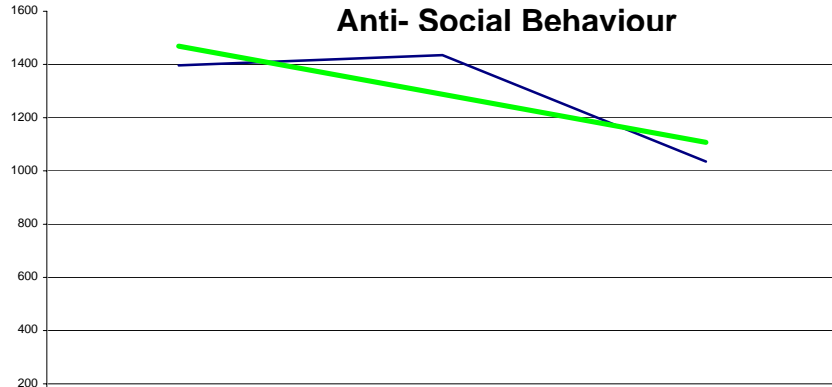
Series1	07/08 Q1	07/08 Q2	07/08 Q3
Series1	73	67	42

### Sanction clearance rate



Series1	07/08 Q1	07/08 Q2	07/08 Q3
Series1	22.1	21.6	23.6

### Anti- Social Behaviour



Series1	07/08 Q1	07/08 Q2	07/08 Q3
Series1	1396	1435	1035

**Green Line shows TREND LINE**

**Blue line shows graph of figures**

### Section 3) Summary of Recorded Crime and Clearance Rates within the North Down Area

#### OFFENCES RECORDED AND CLEARED NORTH DOWN AREA FYTD: 01 April 2007 – 31 December 2007

	FYTD Recorded	PFYTD Recorded	% Change Recorded	FYTD Cleared	PFYTD Cleared	% Change Cleared	FYTD % Cleared	PFYTD % Cleared
1. Offences against the person	824	970	- 15.1%	233	355	- 34.4%	28.3%	36.6%
2. Sexual offences	52	52	0.0%	12	19	- 36.8%	23.1%	36.5%
3. Burglary	267	270	- 1.1%	71	38	86.8%	26.6%	14.1%
Domestic Burglary	182	164	11.0%	65	19	242.1%	35.7%	11.6%
4. Robbery	15	26	- 42.3%	3	6	- 50.0%	20.0%	23.1%
5. Theft	608	770	- 21.0%	147	196	- 25.0%	24.2%	25.5%
Vehicle crime	128	145	- 11.7%	20	11	81.8%	15.6%	7.6%
6. Fraud and Forgery	49	170	- 71.2%	9	30	- 70.0%	18.4%	17.6%
7. Criminal Damage	819	1119	- 26.8%	87	157	- 44.6%	10.6%	14.0%
8. Offences against the state	18	29	- 37.9%	11	12	- 8.3%	61.1%	41.4%
9. Other notifiable offences	103	137	- 24.8%	77	95	- 18.9%	74.8%	69.3%
Total violent crime (1,2,& 4)	891	1048	- 15.0%	248	380	- 34.7%	27.8%	36.3%
Total property crime (3,5, & 7)	1694	2159	- 21.5%	305	391	- 22.0%	18.0%	18.1%
Total not yet assigned to offence category	0	0	0	0	0	0	0	0
<b>GRAND TOTAL</b>	<b>2755</b>	<b>3543</b>	<b>- 22.2%</b>	<b>650</b>	<b>908</b>	<b>- 28.4%</b>	<b>23.6%</b>	<b>25.6%</b>

### A Breakdown of Crime Types as Shown in the Table Above

<p><b>Offences against the person (class 1)</b>  Murder                      Manslaughter  Infanticide                Attempted murder  Threat or conspiracy to murder  Causing death/GBH by dangerous driving or aggravated vehicle taking  Wounding with intent/GBH with intent  Wounding/GBH  AOABH  Common assault/aggravated assault  Assault on police  Intimidation  Harassment  Explosives offences endangering life  Firearms offences endangering life  Other offences against the person</p>	<p><b>Sexual offences (class 2)</b>  Rape  Attempted rape  Unlawful carnal knowledge of a girl under 14 years  Unlawful carnal knowledge of a girl 14 and under 17 years  Indecent assault on a female  Indecent assault on a female child  Indecent assault on a male  Indecent assault on a male child  Indecency between males  Indecent exposure  Indecent conduct towards a child  Other sexual offences</p>	<p><b>Burglary (class 3)</b>  Domestic burglary  <ul style="list-style-type: none"> <li>• Burglary in a dwelling</li> <li>• Aggravated burglary in a dwelling</li> </ul> Non domestic burglary  <ul style="list-style-type: none"> <li>• Burglary in a building other than in a dwelling</li> <li>• Aggravated burglary other than in a dwelling</li> </ul> Going equipped</p>
<p><b>Robbery (class 4)</b>  Robbery  Armed robbery  Hijacking</p>	<p><b>Theft (class 5)</b>  Theft, one person from another  Theft in a dwelling  Theft by an employee  Theft of pedal cycles  Shoplifting  Vehicle crime  <ul style="list-style-type: none"> <li>• Theft from motor vehicles</li> <li>• Theft or unauthorised taking of motor vehicles</li> </ul> Vehicle tampering/interference  Handling of stolen goods  Other thefts</p>	<p><b>Fraud and forgery (class 6)</b>  Deception  Forgery and counterfeiting  Making off without payment  Other frauds</p>
<p><b>Criminal damage (class 7)</b>  Arson  Petrol bombing offences  Explosive offences  Criminal damage/malicious damage offences  Other criminal damage offences</p>	<p><b>Offences against the state (class 8)</b>  Offences under anti-terrorism legislation  Firearms offences  Offences under Public Order (NI) Order  Other offences against the public order</p>	<p><b>Other notifiable offences (class 9)</b>  Blackmail  Kidnapping and false imprisonment  Drug offences – trafficking and non-trafficking offences  Dangerous driving  Breach of orders  Other notifiable offences</p>

**Anti-Social Behaviour**

**ASB Incidents** are a group of non-crime incidents that are reported to the police (i.e. they do not result in a notifiable offence). These are recorded by the PSNI on their Command & Control system and are classified as ASB in accordance with the National Standard for Incident Recording (NSIR).

ASB incidents consist of the following incident types:

- Abandoned Vehicles - (Not Stolen Or Causing An Obstruction)
- Animal Problems
- Begging / Vagrancy
- Hoax Calls To Emergency Services
- Inappropriate Use / Sale / Possession Of Fireworks
- Noise
- Malicious Communications
- Prostitution Related Activity
- Rowdy / Nuisance - Environmental Damage / Littering
- Rowdy / Nuisance - Neighbours
- Rowdy / Nuisance - Rowdy or Inconsiderate Behaviour
- Street Drinking
- Substance Misuse
- Trespass
- Vehicle Nuisance / Inappropriate Vehicle Use

**Sanction / Non-Sanction Clearance rates**

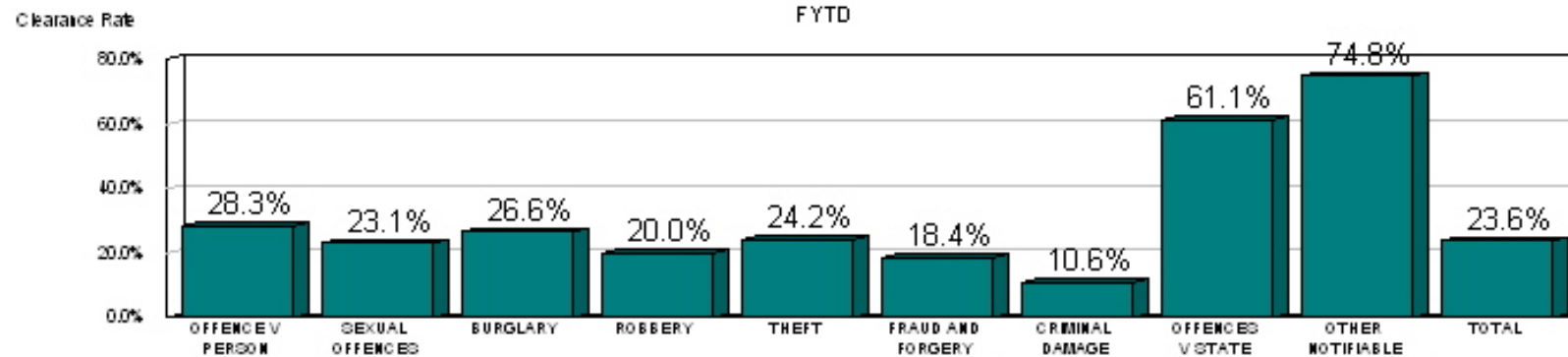
Sanction clearance refers to clearances where a 'sanction' is taken against the accused person as opposed to clearances that result in 'no further police action'. Sanction clearances include the following types; charge/summons, TIC, adult caution, adult informed warning, juvenile restorative caution, juvenile informed warning and juvenile prosecutorial diversion

**All Crimes Recorded & Clearance Rate (01 Apr 07 - 31 Dec 2007)  
North Down**

Last Updated : 04 January 2008 05:15:07

North Down

Layer 22 of 40



	OFFENCE V PERSON	SEXUAL OFFENCES	BURGLARY	ROBBERY	THEFT	FRAUD AND FORGERY	CRIMINAL DAMAGE	OFFENCES V STATE	OTHER NOTIFIABLE	TOTAL
<b>RECORDED</b>										
<b>FYTD</b>	824	52	267	15	608	49	819	18	103	2755
<b>PFYTD</b>	970	52	270	26	770	170	1119	29	137	3543
<b>% Change</b>	-15.1%	0.0%	-1.1%	-42.3%	-21.0%	-71.2%	-26.8%	-37.9%	-24.8%	-22.2%
<b>% CLEARED</b>										
<b>FYTD</b>	28.3%	23.1%	26.6%	20.0%	24.2%	18.4%	10.6%	61.1%	74.8%	23.6%
<b>PFYTD</b>	36.6%	36.5%	14.1%	23.1%	25.5%	17.6%	14.0%	41.4%	69.3%	25.6%

## Glossary of Terms

ABC	Acceptable Behaviour Contract	NIACRO	Northern Ireland Association for the Care and Resettlement of Offenders
ABH	Actual Bodily Harm	NICCY	Northern Ireland Commissioner for Children and Young People
ANPR	Automatic Number Plate Recognition	NIHRC	Northern Ireland Human Rights Commission
ARA	Asset Recovery Agency	NIM	National Intelligence Model
ASB(O)	Anti-Social Behaviour (Order)	NIO	Northern Ireland Office
CID	Criminal Investigation Department	NIPB	Northern Ireland Policing Board
CJI(NI)	Criminal Justice Inspectorate (NI)	NISRA	Northern Ireland Statistics and Research Agency
CPLC	Community Police Liaison Committee	NSIR	National Standard for Incident Recording
CRO	Criminal Records Office	OCTF	Organised Crime Task Force
CSI	Crime Scene Investigator	OCU	Operational Command Unit
CSP	Community Safety Partnership	OPONI	The Office of the Police Ombudsman for Northern Ireland
CSU	Community Safety Unit (NIO)	PACE	Police and Criminal Evidence (Act)
CSU	Central Statistics Unit, PSNI	PCSO	Police Community Support Officer
DCU	District Command Unit	PFNI	Police Federation for Northern Ireland
DPP	District Policing Partnership	PSNI	Police Service of Northern Ireland
FTC	Fatal Traffic Collision	PTR	Part Time Reserve
FTR	Full Time Reserve	RTC	Road Traffic Collision
GBH	Grievous Bodily Harm	SNEN	Single Non-Emergency Number
GIS	Geographical Information System	SOC	Scene of Crime
HVP	High Visibility Patrol	TSG	Tactical Support Group
KPI	Key Performance Indicator	VFM	Value for Money
KSI	Killed or Seriously Injured	YCA	Youths Causing Annoyance
LGBT	Lesbian, Gay, Bisexual, Transgender	YDO	Youth Diversion Officer
MLO	Minority Liaison Officer	FYTD	Financial Year To Date
NAO	National Audit Office	PFYTD	Previous Financial Year to Date
NCIS	National Criminal Intelligence Service		

