

Personal, Professional, Protective Policing



Stop and Search Statistics

Quarter 1 2011/12

1 April to 30 June 2011



Personal

Professional

Protective

TABLE OF CONTENTS

PACE/ Terrorism Act/ Justice and Security Act - Stop and Search Statistics

Number of persons stopped and searched/stopped and questioned by each legislative power - 2010/11 to 2011/12	Page 3
Number of persons stopped and searched/stopped and questioned and subsequent arrests by Area and District- 1st April to 30th June 2011	Page 4
Number of persons stopped and searched/stopped and questioned under PACE, Terrorism Act and Justice and Security Act- 2010/11 to 2011/12	Page 5
Number of persons stopped/searched under PACE and subsequent arrests by reason for search - 2010/11 to 2011/12	Page 6
Number of persons* stopped/searched under PACE by reason for search by Area and District- 1st April to 30th June 2011	Page 7

* those persons stopped/searched under a combination of legislative powers will be included in the two relevant tables (i.e. there will be some duplication)

Key Statistics - 1st April to 30th June 2011

- > During the period 1st April to 30th June 2011, 9,585 persons were stopped and searched. This is a decrease of 49 (0.5%) persons stopped and searched between 1st January to 31st March 2011 and a 36.6% (5,545 persons) decrease on the same period last year.
- > There were 4,897 persons stopped and searched under PACE of whom 376 persons were arrested.
- > Terrorism Act Section 44 stop and searches ceased to be authorised after the 7th July 2010. There were 111 persons stopped and searched under Section 43 of the Terrorism Act resulting in 7 persons being subsequently arrested.
- > Under the Justice and Security Act, 953 persons were stopped and questioned under JSA Section 21 of whom 13 persons were subsequently arrested. 4,169 persons were stopped and searched under JSA Section 24 of whom 28 persons were subsequently arrested.

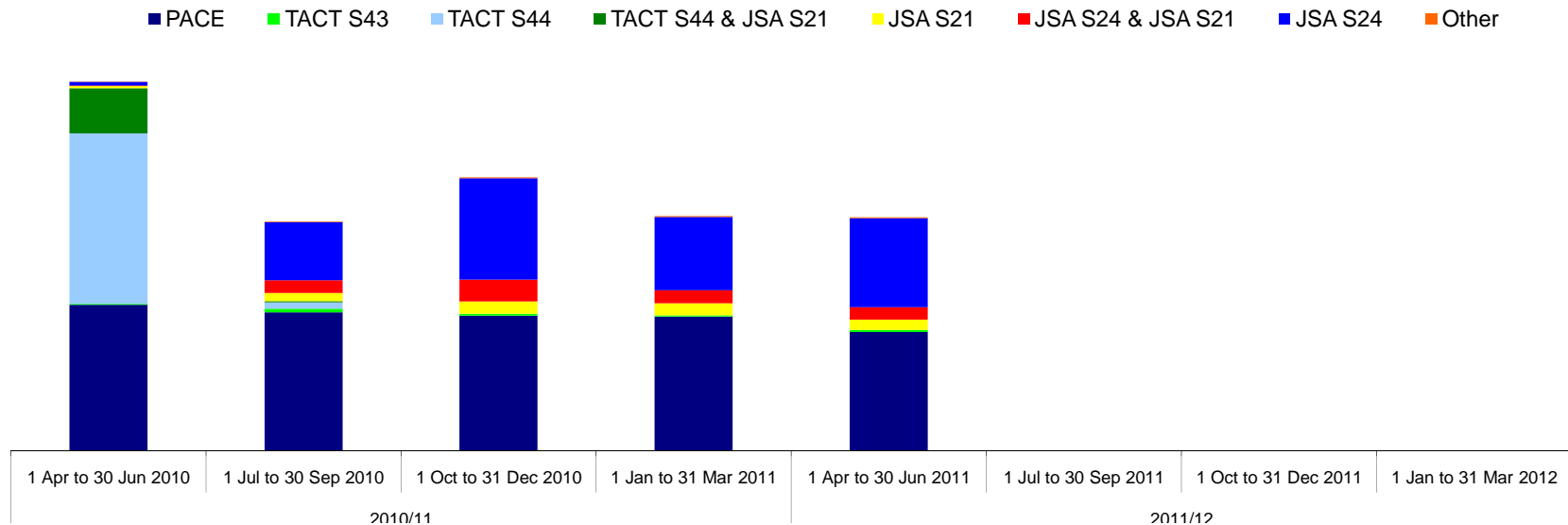
Data Quality: This report uses information extracted from STOPS, an integrated database designed to capture stop & search information. Officers can either populate STOPS directly by using their mobile data device when performing a stop & search or complete a hard copy PACE1/TA form to be input by Local Police Districts onto STOPS. Validation checks were performed on the information before publishing this data.

Number of persons stopped and searched/stopped and questioned by each legislative power - 2010/11 to 2011/12

	2010/11				2011/12			
	1 Apr to 30 Jun 2010	1 Jul to 30 Sep 2010	1 Oct to 31 Dec 2010	1 Jan to 31 Mar 2011	1 Apr to 30 Jun 2011	1 Jul to 30 Sep 2011	1 Oct to 31 Dec 2011	1 Jan to 31 Mar 2012
Number of persons stopped and searched under PACE	5,997	5,691	5,551	5,511	4,877			
Number of persons stopped and searched under PACE & JSA 21	-	-	8	14	16			
Number of persons stopped and searched under PACE & JSA 24	-	-	7	6	3			
Number of persons stopped and searched under PACE & TACT S43	-	-	-	-	1			
Number of persons stopped and searched under TACT S43	31	139	72	57	89			
Number of persons stopped and searched under TACT S44	6,992	271	1	-	-			
Number of persons stopped under TACTS44 and questioned under JSA Section 21	1,849	43	-	-	-			
Number of persons stopped and questioned under JSA Section 21	86	334	513	494	426			
Number of persons stopped under JSA Section 24 and questioned under JSA Section 21	26	519	892	530	500			
Number of persons stopped and searched under JSA Section 24	147	2,385	4,152	3,000	3652			
Number of persons stopped and searched under TACT S43 & JSA S21	-	10	5	4	7			
Number of persons stopped and searched under TACT S43 & JSA S24 & JSA S21	1	15	6	6	4			
Number of persons stopped and searched under TACT S43 & JSA S24	1	6	10	12	10			
Total Persons stopped and searched/questioned*	15,130	9,413	11,217	9,634	9,585			

* The above table presents the number of stop and search/questions by each legislation including those stop and searches which have used multiple legislations e.g. JSA S24 and JSA S21.

Number of persons stopped and searched/ stopped and questioned under PACE, Terrorism Act and Justice and Security Act - Trend Information



Number of persons stopped and searched/stopped and questioned and subsequent arrests by Area and District- 1st April to 30th June 2011

	TOTAL PERSONS [^]	TOTAL ARRESTS [^]
North Belfast	435	22
West Belfast	471	22
A District Total	906	44
East Belfast	321	17
South Belfast	620	73
B District Total	941	90
Ards	144	19
Castlereagh	249	9
Down	439	13
North Down	274	11
C District Total	1,106	52
Antrim	335	18
Carrickfergus	110	*
Lisburn	714	*
Newtownabbey	361	23
D District Total	1,520	58
Armagh	355	13
Banbridge	126	9
Craigavon	757	14
Newry and Mourne	541	21
E District Total	1,779	57
Cookstown	386	24
Dungannon	259	10
Fermanagh	301	10
Omagh	400	12
F District Total	1,346	56
Foyle	421	16
Limavady	131	8
Magherafelt	108	*
Strabane	756	*
G District Total	1,416	33
Ballymena	285	14
Ballymoney	32	*
Coleraine	197	7
Larne	39	*
Moyle	18	*
H District Total	571	26
NI Overall	9,585	416

* Disclosure control has been applied to these data in order to ensure that the identity of individuals, or any private information relating to them is not revealed.

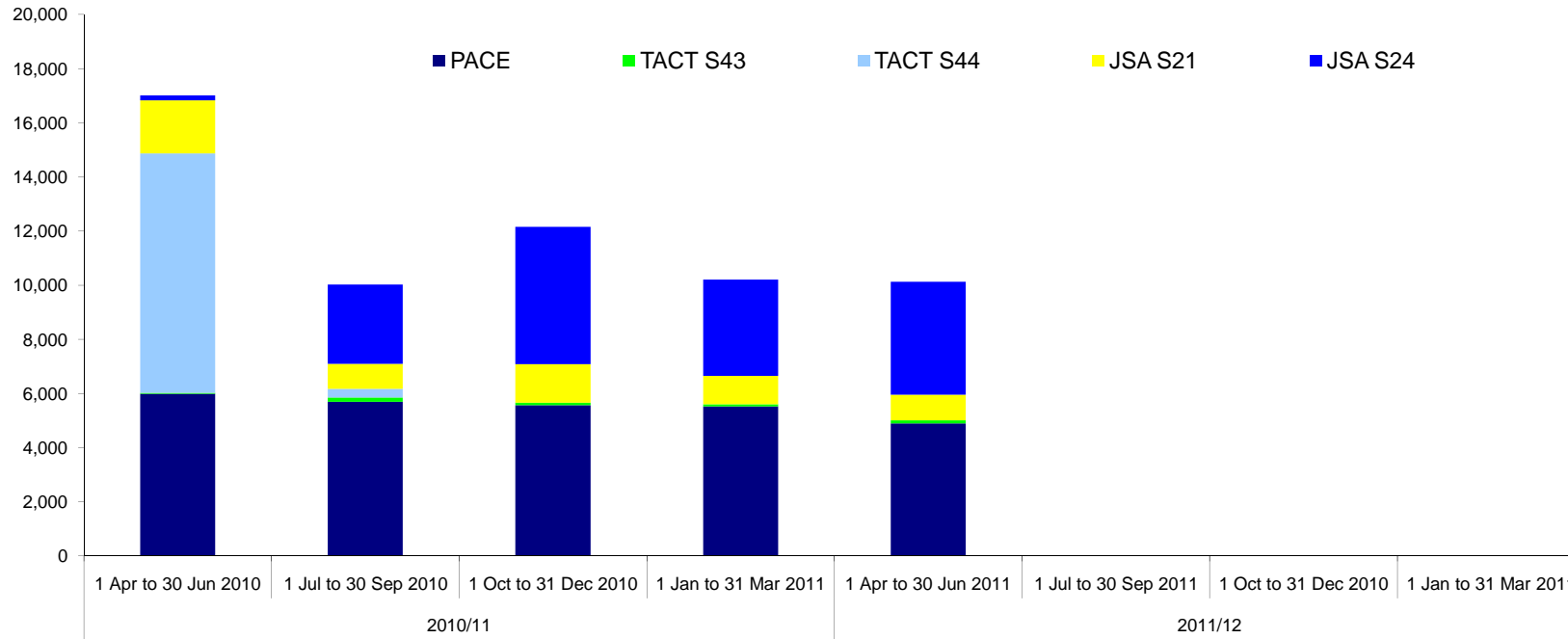
[^] Please note that some people may have been stopped and searched and subsequently arrested under a combination of Powers (see page 3)

Number of persons stopped and searched/stopped and questioned under PACE, Terrorism Act and Justice and Security Act: 2010/11 to 2011/12

	2010/11				2011/12			
	1 Apr to 30 Jun 2010	1 Jul to 30 Sep 2010	1 Oct to 31 Dec 2010	1 Jan to 31 Mar 2011	1 Apr to 30 Jun 2011	1 Jul to 30 Sep 2011	1 Oct to 31 Dec 2010	1 Jan to 31 Mar 2011
Number of persons stopped and searched under PACE	5,997	5,691	5,566	5,531	4,897			
Number of persons stopped and searched under TACT S43	33	170	93	79	111			
Number of persons stopped and searched under TACT S44	8,841	314	1	-	-			
Number of persons stopped and questioned under JSA Section 21** ^	1,962	921	1,424	1,048	953			
Number of persons stopped and searched under JSA Section 24** ^	175	2,925	5,067	3,554	4,169			
Total Stop and Search/Questions*	17,008	10,021	12,151	10,212	10,130			

* Please note that this is not the total number of persons stopped and searched/questioned as a stop and search/question can be carried out under two different legislations e.g. TACT S44 and JSAS21

Frequency of use of PACE, Terrorism Act and Justice and Security Act powers - Trend Information

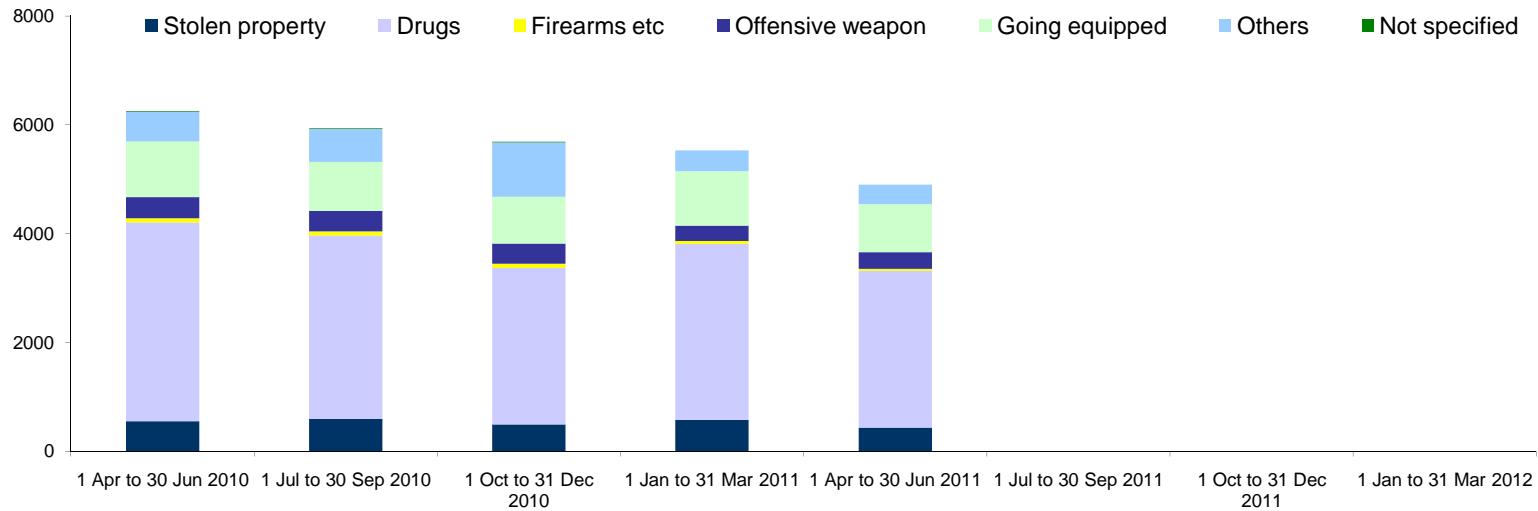


Number of persons stopped/searched under PACE and subsequent arrests by reason for search - 2010/11 to 2011/12

	2010/11								2011/12							
	1 Apr to 30 Jun 2010		1 Jul to 30 Sep 2010		1 Oct to 31 Dec 2010		1 Jan to 31 Mar 2011		1 Apr to 30 Jun 2011		1 Jul to 30 Sep 2011		1 Oct to 31 Dec 2011		1 Jan to 31 Mar 2012	
	Searches	Arrests	Searches	Arrests	Searches	Arrests	Searches	Arrests	Searches	Arrests	Searches	Arrests	Searches	Arrests	Searches	Arrests
Stolen property	551	72	590	89	493	64	570	59	434	80						
Drugs	3,652	140	3,371	201	2,878	138	3,241	150	2,880	137						
Firearms etc	77	9	77	2	74	4	51	2	37	4						
Offensive weapon	388	50	378	39	368	46	281	48	305	44						
Going equipped	1,028	70	901	69	863	50	1000	57	885	73						
Others	546	63	604	77	998	72	388	45	356	38						
Not specified	9	-	16	-	16	-	-	-	-	-						
TOTAL PERSONS*	5,997	370 (6.2%)	5,691	452 (7.9%)	5,566	366 (6.6%)	5,531	361(6.5%)	4,897	376 (7.7%)						

*Note: As a person can be stopped/ searched for more than one reason, the number of stop/ searches by reason does not sum to the total number of persons stopped/searched. Similarly the total arrests by reason will not add up to the total number of persons arrested

Number of persons stopped/searched under PACE by reason for search - Trend Information



Number of persons* stopped/searched under PACE by reason for search by Area and District: 1st April to 30th June 2011

	Stolen property	Drugs	Firearms etc	Offensive weapon	Going equipped	Others	Not specified	TOTAL PERSONS*
North Belfast	9	100	2	15	34	13	-	173
West Belfast	16	113	2	17	70	6	-	224
A District Total	25	213	4	32	104	19	-	397
East Belfast	15	64	2	12	68	23	-	184
South Belfast	55	204	4	37	122	39	-	461
B District Total	70	268	6	49	190	62	-	645
Ards	11	73	1	10	26	8	-	129
Castlereagh	8	66	2	3	19	6	-	104
Down	27	119	1	17	52	16	-	232
North Down	11	38	3	10	48	9	-	119
C District Total	57	296	7	40	145	39	-	584
Antrim	20	129	1	29	79	10	-	268
Carrickfergus	8	42	-	5	37	6	-	98
Lisburn	26	128	1	39	56	16	-	266
Newtownabbey	11	110	1	34	70	15	-	241
D District Total	65	409	3	107	242	47	-	873
Armagh	30	68	-	-	8	23	-	129
Banbridge	11	49	1	2	9	1	-	73
Craigavon	22	265	5	16	43	18	-	369
Newry and Mourne	24	150	3	7	26	27	-	237
E District Total	87	532	9	25	86	69	-	808
Cookstown	4	205	-	9	9	15	-	242
Dungannon	7	103	-	7	9	18	-	144
Fermanagh	18	109	-	6	6	24	-	163
Omagh	18	179	-	-	17	3	-	217
F District Total	47	596	-	22	41	60	-	766
Foyle	11	52	-	4	8	20	-	95
Limavady	5	94	-	3	12	4	-	118
Magherafelt	4	35	-	1	1	1	-	42
Strabane	19	33	1	-	15	5	-	73
G District Total	39	214	1	8	36	30	-	328
Ballymena	19	206	2	6	9	14	-	256
Ballymoney	7	6	-	3	8	1	-	25
Coleraine	11	107	4	8	21	12	-	163
Larne	6	20	1	5	3	3	-	38
Moyle	1	13	-	-	-	-	-	14
H District Total	44	352	7	22	41	30	-	496
NI Overall	434	2,880	37	305	885	356	-	4,897