

Personal, Professional, Protective Policing



Stop and Search Statistics

Quarter 2 2011/12
1 July to 30 September 2011

Contact:
Security Statistician
Statistics Branch, PSNI
Lisnasharragh, 42 Montgomery Road, Belfast, Northern Ireland, BT6 9LD
Tel: 0845-600-8000 ext 24135 Fax: 028 9092 2998 Email: statistics@psni.police.uk



Personal

Professional

Protective

TABLE OF CONTENTS

PACE/ Terrorism Act/ Justice and Security Act - Stop and Search Statistics

Number of persons stopped and searched/stopped and questioned by each legislative power - 2010/11 to 2011/12	Page 3
Number of persons stopped and searched/stopped and questioned and subsequent arrests by Area and District- 1st July to 30th September 2011	Page 4
Number of persons stopped and searched/stopped and questioned under PACE, Terrorism Act and Justice and Security Act- 2010/11 to 2011/12	Page 5
Number of persons stopped/searched under PACE and subsequent arrests by reason for search - 2010/11 to 2011/12	Page 6
Number of persons* stopped/searched under PACE by reason for search by Area and District- 1st July to 30th September 2011	Page 7

* those persons stopped/searched under a combination of legislative powers will be included in the two relevant tables (i.e. there will be some duplication)

Key Statistics - 1st July to 30th September 2011

- > During the period 1st July to 30th September 2011, 7,573 persons were stopped and searched. This is a decrease of 2,043 (21.2%) persons stopped and searched between 1st April to 30th June 2011 and a 19.5% decrease on the same period last year.
- > There were 4,486 persons stopped and searched under PACE of whom 355 persons were arrested.
- > Terrorism Act Section 44 stop and searches ceased to be authorised after the 7th July 2010. There were 48 persons stopped and searched under Section 43 of the Terrorism Act resulting in 4 persons being subsequently arrested.
- > Under the Justice and Security Act, 824 persons were stopped and questioned under JSA Section 21 of whom 11 persons were subsequently arrested. 2,735 persons were stopped and searched under JSA Section 24 of whom 24 persons were subsequently arrested.

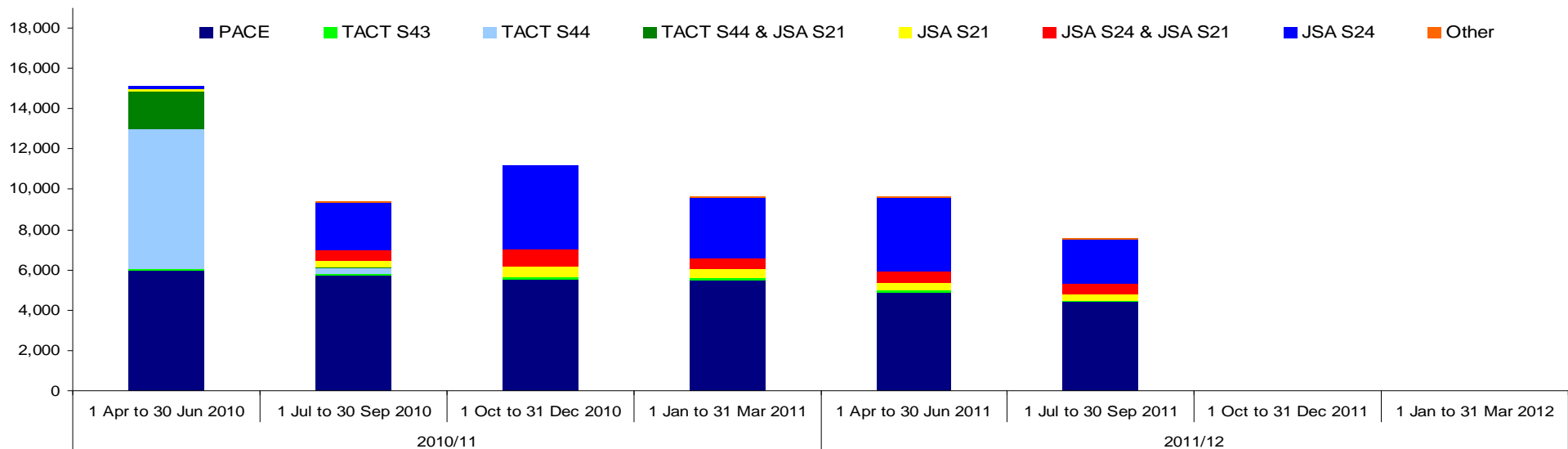
Data Quality: This report uses information extracted from STOPS, an integrated database designed to capture stop & search information. Officers can either populate STOPS directly by using their mobile data device when performing a stop & search or complete a hard copy PACE 1/TA form to be input by Local Police Districts onto STOPS. Validation checks were performed on the information before publishing the data. However, 2011/12 statistics are provisional and subject to minor amendment.

Number of persons stopped and searched/stopped and questioned by each legislative power - 2010/11 to 2011/12

	2010/11				2011/12			
	1 Apr to 30 Jun 2010	1 Jul to 30 Sep 2010	1 Oct to 31 Dec 2010	1 Jan to 31 Mar 2011	1 Apr to 30 Jun 2011	1 Jul to 30 Sep 2011	1 Oct to 31 Dec 2011	1 Jan to 31 Mar 2012
Number of persons stopped and searched under PACE	5,997	5,691	5,551	5,511	4,874	4,457		
Number of persons stopped and searched under PACE & JSA 21	-	-	8	14	16	21		
Number of persons stopped and searched under PACE & JSA 24	-	-	7	6	3	7		
Number of persons stopped and searched under PACE & JSAS21 & JSAS24	-	-	-	-	-	1		
Number of persons stopped and searched under PACE & TACT S43	-	-	-	-	1	-		
Number of persons stopped and searched under TACT S43	31	139	72	57	92	41		
Number of persons stopped and searched under TACT S44	6,992	271	1	-	-	-		
Number of persons stopped under TACTS44 and questioned under JSA Section 21	1,849	43	-	-	-	-		
Number of persons stopped and questioned under JSA Section 21	86	334	513	494	426	317		
Number of persons stopped under JSA Section 24 and questioned under JSA Section 21	26	519	892	530	509	483		
Number of persons stopped and searched under JSA Section 24	147	2,385	4,152	3,000	3,673	2,239		
Number of persons stopped and searched under TACT S43 & JSA S21	-	10	5	4	7	2		
Number of persons stopped and searched under TACT S43 & JSA S24 & JSA S21	1	15	6	6	4	-		
Number of persons stopped and searched under TACT S43 & JSA S24	1	6	10	12	11	5		
Total Persons stopped and searched/questioned*	15,130	9,413	11,217	9,634	9,616	7,573		

* The above table presents the number of stop and search/questions by each legislation including those stop and searches which have used multiple legislations e.g. JSA S24 and JSA S21.

Number of persons stopped and searched/ stopped and questioned under PACE, Terrorism Act and Justice and Security Act - Trend Information



Number of persons stopped and searched/stopped and questioned and subsequent arrests by Area and District- 1st July to 30th September 2011

	TOTAL PERSONS [^]	TOTAL ARRESTS [^]
North Belfast	318	17
West Belfast	403	17
A District Total	721	34
East Belfast	270	27
South Belfast	580	55
B District Total	850	82
Ards	161	8
Castlereagh	346	19
Down	312	16
North Down	261	12
C District Total	1,080	55
Antrim	234	15
Carrickfergus	133	7
Lisburn	811	31
Newtownabbey	387	23
D District Total	1,565	76
Armagh	294	*
Banbridge	44	*
Craigavon	543	12
Newry and Mourne	410	19
E District Total	1,291	44
Cookstown	237	*
Dungannon	265	*
Fermanagh	208	8
Omagh	212	10
F District Total	922	28
Foyle	251	11
Limavady	117	7
Magherafelt	86	*
Strabane	260	*
G District Total	714	23
Ballymena	268	32
Ballymoney	18	*
Coleraine	117	*
Larne	12	0
Moyle	15	0
H District Total	430	43
NI Overall	7,573	385

* Disclosure control has been applied to these data in order to ensure that the identity of individuals, or any private information relating to them is not revealed.

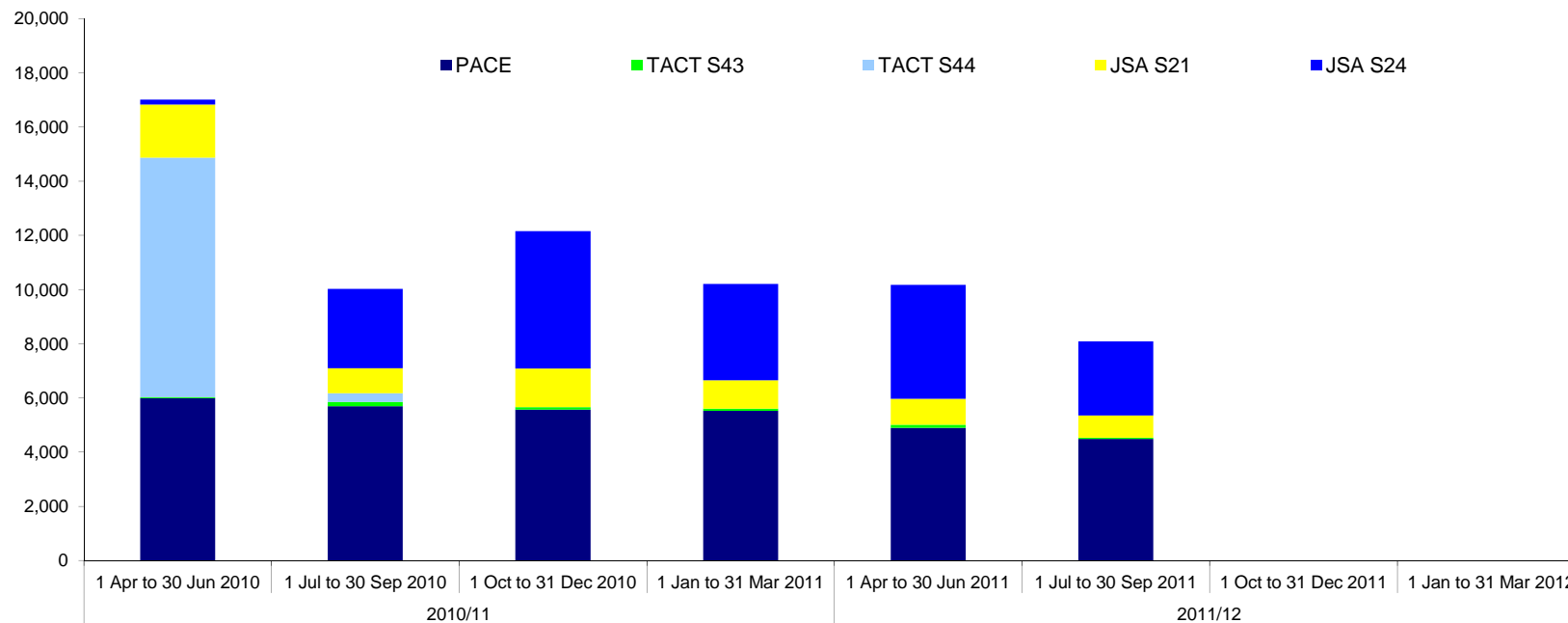
[^] Please note that some people may have been stopped and searched and subsequently arrested under a combination of Powers (see page 3)

Number of persons stopped and searched/stopped and questioned under PACE, Terrorism Act and Justice and Security Act: 2010/11 to 2011/12

	2010/11				2011/12			
	1 Apr to 30 Jun 2010	1 Jul to 30 Sep 2010	1 Oct to 31 Dec 2010	1 Jan to 31 Mar 2011	1 Apr to 30 Jun 2011	1 Jul to 30 Sep 2011	1 Oct to 31 Dec 2011	1 Jan to 31 Mar 2012
Number of persons stopped and searched under PACE	5,997	5,691	5,566	5,531	4,894	4,486		
Number of persons stopped and searched under TACT S43	33	170	93	79	115	48		
Number of persons stopped and searched under TACT S44	8,841	314	1	-	-	-		
Number of persons stopped and questioned under JSA Section 21** ^	1,962	921	1,424	1,048	962	824		
Number of persons stopped and searched under JSA Section 24** ^	175	2,925	5,067	3,554	4,200	2,735		
Total Stop and Search/Questions*	17,008	10,021	12,151	10,212	10,171	8,093		

* Please note that this is not the total number of persons stopped and searched/questioned as a stop and search/question can be carried out under two different legislations e.g. TACT S44 and JSAS21

Frequency of use of PACE, Terrorism Act and Justice and Security Act powers - Trend Information

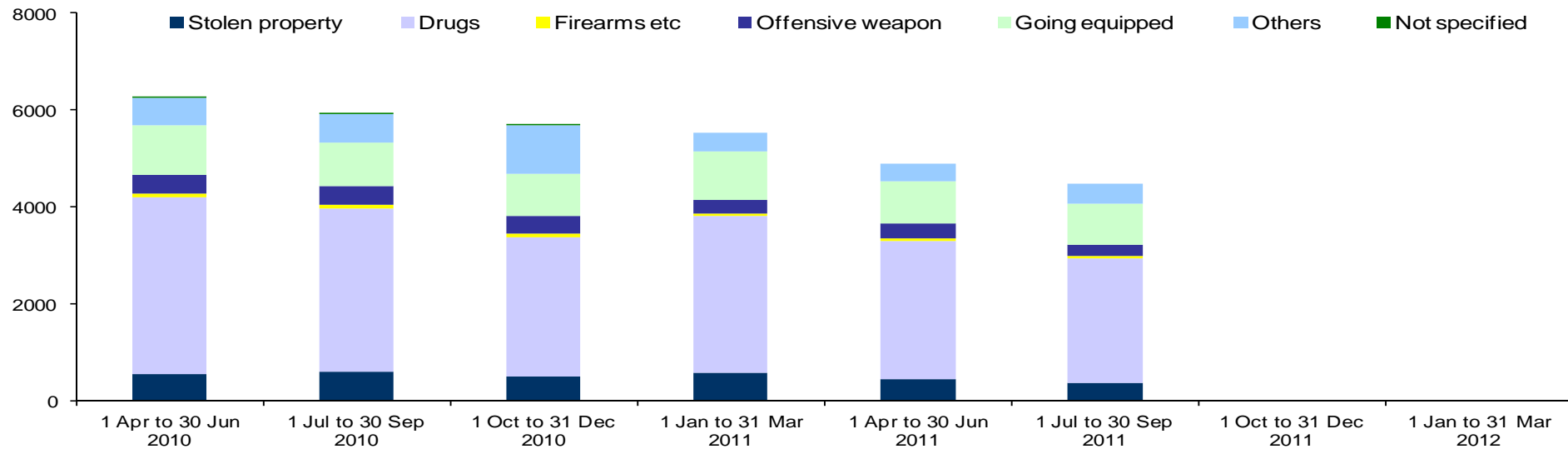


Number of persons stopped/searched under PACE and subsequent arrests by reason for search - 2010/11 to 2011/12

	2010/11								2011/12							
	1 Apr to 30 Jun * 2010		1 Jul to 30 Sep * 2010		1 Oct to 31 Dec * 2010		1 Jan to 31 Mar 2011		1 Apr to 30 Jun 2011		1 Jul to 30 Sep 2011		1 Oct to 31 Dec 2011		1 Jan to 31 Mar 2012	
	Search	Arrest	Search	Arrest	Search	Arrest	Search	Arrest	Search	Arrest	Search	Arrest	Search	Arrest	Search	Arrest
Stolen property	551	72	590	89	493	64	570	59	440	81	366	60				
Drugs	3,652	140	3,371	201	2,878	138	3,241	150	2,860	138	2,565	147				
Firearms etc	77	9	77	2	74	4	51	2	39	5	43	5				
Offensive weapon	388	50	378	39	368	46	281	48	307	45	249	33				
Going equipped	1,028	70	901	69	863	50	1000	57	888	73	842	77				
Others	546	63	604	77	998	72	388	45	360	38	421	33				
Not specified	9	-	16	-	16	-	-	-	-	-	-	-				
TOTAL PERSONS*	5,997	370 (6.2%)	5,691	452 (7.9%)	5,566	366 (6.6%)	5,531	361(6.5%)	4,894	380 (7.8%)	4,486	355 (7.9%)				

*Note: As a person can be stopped/ searched for more than one reason, the number of stop/ searches by reason does not sum to the total number of persons stopped/searched. Similarly the total arrests by reason will not add up to the total number of persons arrested

Number of persons stopped/searched under PACE by reason for search - Trend Information



Number of persons* stopped/searched under PACE by reason for search by Area and District: 1st July to 30th September 2011

	Stolen property	Drugs	Firearms etc	Offensive weapon	Going equipped	Others	Not specified	TOTAL PERSONS*
North Belfast	7	101	6	6	26	23	-	169
West Belfast	13	134	2	20	52	6	-	227
A District Total	20	235	8	26	78	29	-	396
East Belfast	10	65	1	22	98	30	-	226
South Belfast	67	216	3	55	89	43	-	473
B District Total	77	281	4	77	187	73	-	699
Ards	8	50	-	7	24	8	-	97
Castlereagh	12	65	-	4	41	3	-	125
Down	15	101	-	7	36	6	-	165
North Down	11	87	1	13	43	16	-	171
C District Total	46	303	1	31	144	33	-	558
Antrim	8	108	3	5	29	15	-	168
Carrickfergus	6	47	2	10	39	12	-	116
Lisburn	39	160	3	9	93	31	-	335
Newtownabbey	16	115	6	30	85	29	-	281
D District Total	69	430	14	54	246	87	-	900
Armagh	20	99	-	2	15	10	-	146
Banbridge	1	18	-	-	3	5	-	27
Craigavon	26	199	1	16	15	22	-	279
Newry and Mourne	16	124	1	6	33	22	-	202
E District Total	63	440	2	24	66	59	-	654
Cookstown	7	92	1	2	11	20	-	133
Dungannon	7	153	1	-	7	17	-	185
Fermanagh	6	76	-	5	18	12	-	117
Omagh	11	148	-	1	4	7	-	171
F District Total	31	469	2	8	40	56	-	606
Foyle	11	58	-	2	15	9	-	95
Limavady	5	63	-	1	7	7	-	83
Magherafelt	-	39	-	-	4	4	-	47
Strabane	9	19	-	-	5	16	-	49
G District Total	25	179	-	3	31	36	-	274
Ballymena	23	167	9	12	28	15	-	254
Ballymoney	3	1	3	1	2	1	-	11
Coleraine	7	43	-	13	16	30	-	109
Larne	1	7	-	-	1	2	-	11
Moyle	1	10	-	-	3	-	-	14
H District Total	35	228	12	26	50	48	-	399
NI Overall	366	2,565	43	249	842	421	-	4,486