



Making Northern Ireland Safer For Everyone Through Professional, Progressive Policing

Quarterly Report:

POLICE SERVICE OF NORTHERN IRELAND

Stop and Search Statistics

Quarter 4, 2010/11

1 January to 31 March 2011

Source: Central Statistics Unit, Police Service of Northern Ireland

TABLE OF CONTENTS

Number of persons stopped and searched/stopped and questioned by each legislative power: 2009/10 - 2010/11	Page 3
Number of persons stopped and searched/stopped and questioned and subsequent arrests by Area and District 1 January to 31 March 2011	Page 4
Number of persons stopped and searched/stopped and questioned under PACE, Terrorism Act and Justice and Security Act - 2009/10 - 2010/11	Page 6
Number of persons* stopped/searched under PACE and subsequent arrests by reason for search: 2009/10 - 2010/11	Page 8
Number of persons* stopped/searched under PACE by reason for search by Area and District: 1 January to 31 March 2011	Page 9

* those persons stopped/searched under a combination of legislative powers will be included in the two relevant tables (i.e. there will be some duplication)

Key Statistics - 1st January to 31st March 2011

- > During the period 1st January to 31st March 2011, 9,634 persons were stopped and searched or questioned. This is a decrease of 1,583 (14.1%) on the number of persons stopped and searched between 1st October to 31st December 2010 and a 34.3% (5,021 persons) decrease on the same period last year.
- > There were 5,531 persons stopped and searched under PACE between 1st January and 31st March 2011 of whom 361 persons were arrested.
- > Terrorism Act Section 44 stop and searches ceased to be authorised after the 7th July 2010. There were 79 persons stopped and searched under Section 43 of the Terrorism Act resulting in 2 persons being subsequently arrested.
- > Between the 1st January and 31st March 2011, 1,048 persons were stopped and questioned under Section 21 of the Justice & Security Act with 11 persons being subsequently arrested. 3,554 persons were stopped and searched under Section 24 of the Justice & Security Act of whom 36 persons were subsequently arrested.
- > *Data Quality: This is the second quarter of the stop & search report to incorporate data compiled on STOPs, an integrated database designed to capture stop & search information. Officers can either populate STOPs directly by using their mobile data device when performing a stop & search or complete a hard copy PACE1/TA form to be input by Local Police Districts onto STOPs. The information between 1st November 2010 to 31st March 2011 was extracted from STOPs whereas April to October's information was received from the collated spreadsheet forwarded by each District. Validation checks were performed on the information before publishing this data.*

Source: Central Statistics Unit, Police Service of Northern Ireland

Section 1: Persons Stopped and Searched

This section highlights the numbers of persons stopped/searched by each legislative power (or combination of powers)

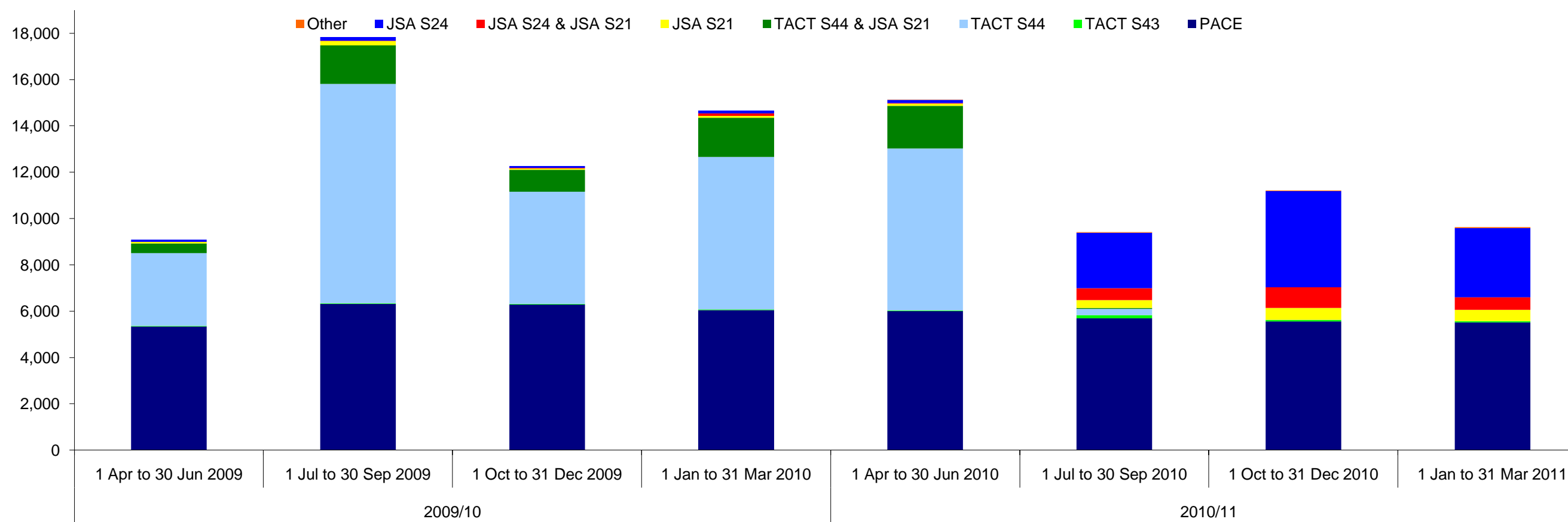
Source: Central Statistics Unit, Police Service of Northern Ireland

Number of persons stopped and searched/stopped and questioned by each legislation used

	2009/10				2010/11			
	1 Apr to 30 Jun 2009	1 Jul to 30 Sep 2009	1 Oct to 31 Dec 2009	1 Jan to 31 Mar 2010	1 Apr to 30 Jun 2010	1 Jul to 30 Sep 2010	1 Oct to 31 Dec 2010	1 Jan to 31 Mar 2011
Number of persons stopped and searched under PACE	5,346	6,312	6,286	6,046	5,997	5,691	5,551	5,511
Number of persons stopped and searched under PACE & JSA 21	-	-	-	-	-	-	8	14
Number of persons stopped and searched under PACE & JSA 24	-	-	-	-	-	-	7	6
Number of persons stopped and searched under TACT S43	15	34	27	21	31	139	72	57
Number of persons stopped and searched under TACT S44	3,143	9,460	4,841	6,586	6,992	271	1	-
Number of persons stopped under TACTS44 and questioned under JSA Section 21	428	1,676	945	1,691	1,849	43	-	-
Number of persons stopped and questioned under JSA Section 21	56	184	54	83	86	334	513	494
Number of persons stopped under JSA Section 24 and questioned under JSA Section 21	10	14	28	116	26	519	892	530
Number of persons stopped and searched under JSA Section 24	86	165	90	112	147	2,385	4,152	3,000
Number of persons stopped and searched under TACT S43 & JSA S21	-	-	-	-	-	10	5	4
Number of persons stopped and searched under TACT S43 & JSA S24 & JSA S21	-	-	-	-	1	15	6	6
Number of persons stopped and searched under TACT S43 & JSA S24	-	-	-	-	1	6	10	12
Number of persons stopped and searched under TACTS44 and JSA Section 24	-	-	-	-	-	-	-	-
Total Persons stopped and searched/questioned*	9,084	17,845	12,271	14,655	15,130	9,413	11,217	9,634

* The above table presents the number of stop and search/questions by each legislation including those stop and searches which have used multiple legislations e.g. JSA S24 and JSA S21.

Number of persons stopped and searched/ stopped and questioned under PACE, Terrorism Act and Justice and Security Act - Trend Information



Source: Central Statistics Unit, Police Service of Northern Ireland

Number of persons stopped and searched/stopped and subsequent arrests 1st October 2010 - 31st December 2010

	TOTAL PERSONS [^]	TOTAL ARRESTS [^]
North Belfast	528	22
West Belfast	545	12
A District Total	1,073	34
East Belfast	177	15
South Belfast	681	59
B District Total	858	74
Ards	149	12
Castlereagh	370	12
Down	370	19
North Down	211	11
C District Total	1,100	54
Antrim	247	15
Carrickfergus	132	11
Lisburn	587	39
Newtownabbey	669	22
D District Total	1,635	87
Armagh	351	11
Banbridge	136	*
Craigavon	772	*
Newry and Mourne	599	28
E District Total	1,858	52
Cookstown	439	10
Dungannon	261	4
Fermanagh	293	12
Omagh	307	9
F District Total	1,300	35
Foyle	315	20
Limavady	180	10
Magherafelt	106	4
Strabane	531	6
G District Total	1,132	40
Ballymena	315	15
Ballymoney	52	-
Coleraine	247	9
Larne	24	-
Moyle	40	-
H District Total	678	24
NI Overall	9,634	400

* Disclosure control has been applied to these data in order to ensure that the identity of individuals, or any private information relating to them is not revealed.

[^] Please note that some people may have been stopped and searched and subsequently arrested under a combination of Powers (see page 3)

Source: Central Statistics Unit, Police Service of Northern Ireland

Section 2: Frequency of Use of Each Legislative Power

This section highlights the number of times each legislative power was used. Note: The tables relating to use of the Terrorism Act and Justice & Security Act will not match the total number of persons stopped/searched under these powers as there will be some duplication where a combination of powers were used to stop/search individuals (i.e. in these cases the individuals are included in both sets of tables)

Source: Central Statistics Unit, Police Service of Northern Ireland

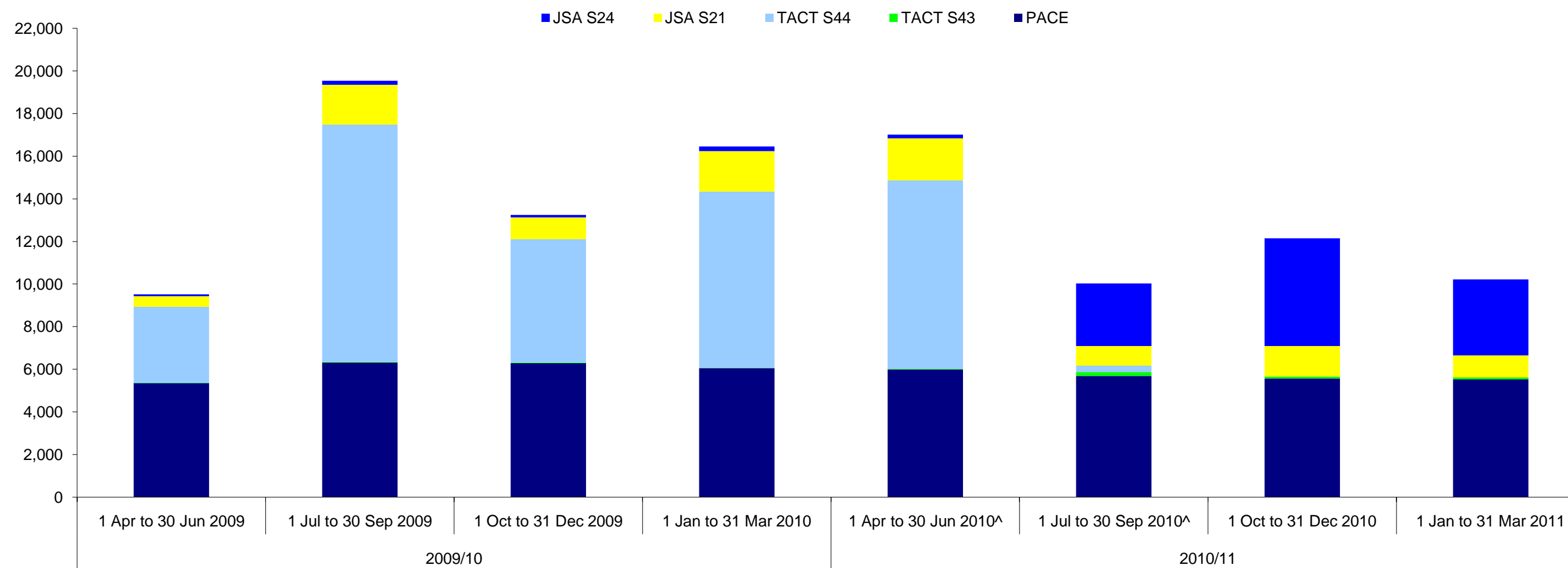
Number of stop/searches and stop/questions under PACE, Terrorism Act and Justice and Security Act - Trend Information

	2009/10				2010/11			
	1 Apr to 30 Jun 2009	1 Jul to 30 Sep 2009	1 Oct to 31 Dec 2009	1 Jan to 31 Mar 2010	1 Apr to 30 Jun 2010 [^]	1 Jul to 30 Sep 2010 [^]	1 Oct to 31 Dec 2010	1 Jan to 31 Mar 2011
Number of persons stopped and searched under PACE	5,346	6,312	6,286	6,046	5,997	5,691	5,566	5,531
Number of persons stopped and searched under TACT S43	15	34	27	21	33	170	93	79
Number of persons stopped and searched under TACT S44	3,571	11,136	5,786	8,277	8,841	314	1	-
Number of persons stopped and questioned under JSA Section 21	494	1,874	1,027	1,890	1,962	921	1,424	1,048
Number of persons stopped and searched under JSA Section 24	96	179	118	228	175	2,925	5,067	3,554
Total Stop and Search/Questions*	9,522	19,535	13,244	16,462	17,008	10,021	12,151	10,212

* Please note that this is not the total number of persons stopped and searched/questioned as a stop and search/question can be carried out under two different legislations e.g. JSA S24 and JSA S21

[^] Note the total for previous quarters have changed due to the submission of late forms since the last report was issued.

Frequency of use of PACE, Terrorism Act and Justice and Security Act powers - Trend Information



Source: Central Statistics Unit, Police Service of Northern Ireland

Section 3: PACE - Stop and Searches

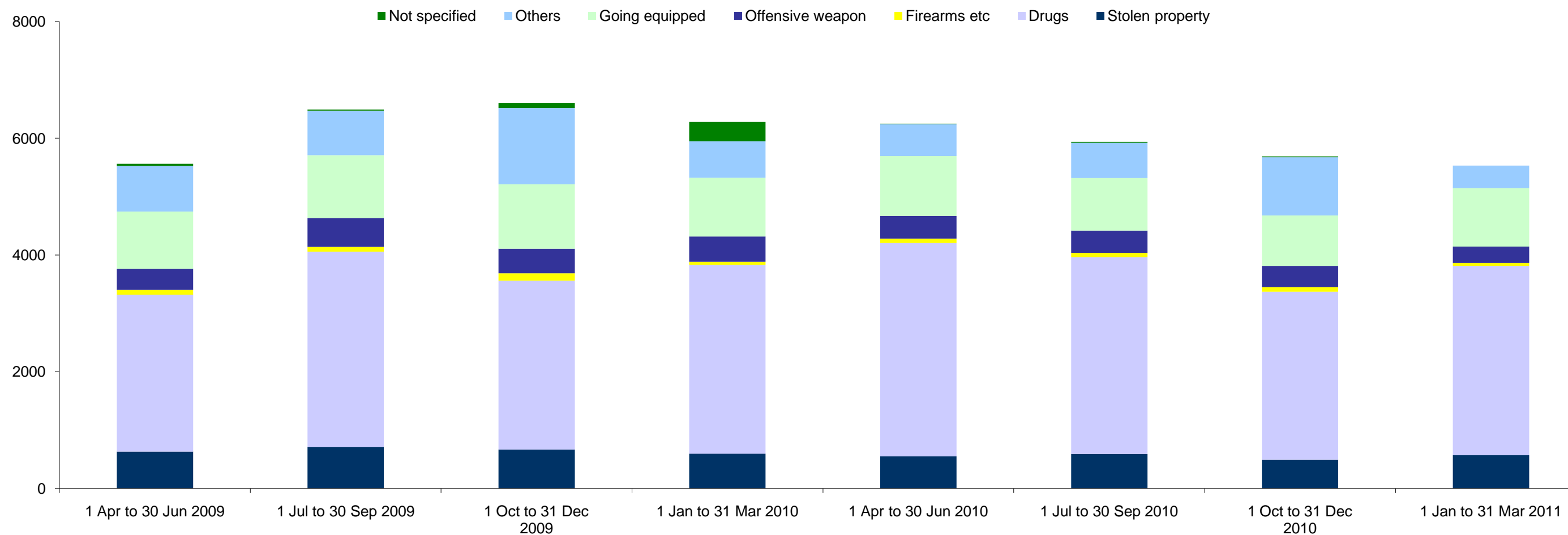
Source: Central Statistics Unit, Police Service of Northern Ireland

Number of persons stopped/searched under PACE and subsequent arrests by reason for search - Trend Information

	2009/10								2010/11							
	1 Apr to 30 Jun 2009		1 Jul to 30 Sep 2009		1 Oct to 31 Dec 2009		1 Jan to 31 Mar 2010		1 Apr to 30 Jun 2010		1 Jul to 30 Sep 2010		1 Oct to 31 Dec 2010		1 Jan to 31 Mar 2011	
	Searches	Arrests	Searches	Arrests	Searches	Arrests	Searches	Arrests	Searches	Arrests	Searches	Arrests	Searches	Arrests	Searches	Arrests
Stolen property	629	109	714	112	668	87	593	94	551	72	590	89	493	64	570	59
Drugs	2,691	189	3,345	180	2,890	155	3,237	175	3,652	140	3,371	201	2,878	138	3,241	150
Firearms etc	80	10	79	12	128	8	57	14	77	9	77	2	74	4	51	2
Offensive weapon	360	59	496	58	420	45	429	66	388	50	378	39	368	46	281	48
Going equipped	983	90	1,077	67	1,103	71	1,005	77	1,028	70	901	69	863	50	1,000	57
Others	784	86	759	101	1,307	84	629	99	546	63	604	77	998	72	388	45
Not specified	33	1	24	1	87	4	330	11	9	-	16	-	16	-	-	-
TOTAL PERSONS*	5,346	507 (9.5%)	6,312	513 (8.1%)	6,286	432 (6.9%)	6,046	503 (8.3%)	5,997	370 (6.2%)	5,691	452 (7.9%)	5,566	366 (6.6%)	5,531	361(6.5%)

*Note: As a person can be stopped/ searched for more than one reason, the number of stop/ searches by reason does not sum to the total number of persons stopped/searched. Similarly the total arrests by reason will not add up to the total number of persons arrested

Number of persons stopped/searched under PACE by reason for search - Trend Information



Source: Central Statistics Unit, Police Service of Northern Ireland

Number of persons stopped/searched under PACE by reason for search by Area - 1 January to 31 March 2011

	Stolen property	Drugs	Firearms etc	Offensive weapon	Going equipped	Others	Not specified	TOTAL PERSONS*
North Belfast	29	91	3	21	62	21	-	227
West Belfast	13	101	3	18	56	4	-	195
A District Total	42	192	6	39	118	25	-	422
East Belfast	6	35	1	7	53	7	-	109
South Belfast	116	183	4	35	82	37	-	457
B District Total	122	218	5	42	135	44	-	566
Ards	14	72	-	5	34	6	-	131
Castlereagh	13	85	1	9	48	11	-	167
Down	20	110	1	11	49	8	-	199
North Down	12	52	-	6	39	6	-	115
C District Total	59	319	2	31	170	31	-	612
Antrim	30	126	1	16	23	7	-	203
Carrickfergus	4	79	-	3	23	9	-	118
Lisburn	38	154	4	17	89	19	-	321
Newtownabbey	16	169	-	36	158	16	-	395
D District Total	88	528	5	72	293	51	-	1,037
Armagh	26	46	5	3	8	14	-	102
Banbridge	4	56	-	1	13	1	-	75
Craigavon	20	319	3	22	47	21	-	432
Newry and Mourne	22	175	4	5	53	38	-	297
E District Total	72	596	12	31	121	74	-	906
Cookstown	13	244	1	5	13	19	-	295
Dungannon	11	153	-	1	10	12	-	187
Fermanagh	17	108	5	-	12	12	-	154
Omagh	35	145	-	-	17	4	-	201
F District Total	76	650	6	6	52	47	-	837
Foyle	21	108	9	2	6	32	-	178
Limavady	12	95	2	1	34	29	-	173
Magherafelt	6	51	-	6	2	2	-	67
Strabane	9	62	2	3	5	22	-	103
G District Total	48	316	13	12	47	85	-	521
Ballymena	17	222	2	25	21	5	-	292
Ballymoney	9	13	-	4	15	4	-	45
Coleraine	33	151	-	18	19	16	-	237
Larne	4	12	-	1	4	-	-	21
Moyle	-	24	-	-	5	6	-	35
H District Total	63	422	2	48	64	31	-	630
NI Overall	570	3,241	51	281	1,000	388	-	5,531