



Making Northern Ireland Safer For Everyone Through Professional, Progressive Policing

Quarterly Report:

POLICE SERVICE OF NORTHERN IRELAND Stop and Search Statistics

Quarter 3, 2010/11

1 October to 31 December 2010

Source: Central Statistics Unit, Police Service of Northern Ireland

TABLE OF CONTENTS

Number of persons stopped/searched/questioned by each legislative power: 2009/10 - 2010/11	Page 3
Number of persons stopped/searched/questioned and subsequent arrests by Area and District 1 October to 31 December 2010	Page 4
Frequency of use of each legislation : 2009/10 - 2010/11	Page 6
Number of persons* stopped/searched under PACE and subsequent arrests by reason for search: 2009/10 - 2010/11	Page 8
Number of persons* stopped/searched under PACE by reason for search by Area and District: 1 October to 31 December 2010	Page 9

* those persons stopped/searched under a combination of legislative powers will be included in the two relevant tables (i.e. there will be some duplication)

<ul style="list-style-type: none"> > > > > > 	<p>During the period 1st October to 31st December 2010, 11,126 persons were stopped and searched. This is an increase of 1,714 (18.2%) persons stopped and searched between 1st July to 30th September 2010 but a 9.3% (1,145 persons) decrease on the same period last year.</p> <p>There were 5,498 persons stopped and searched under PACE between 1st October and 31st December 2010 of whom 357 persons were arrested.</p> <p>Terrorism Act Section 44 stop and searches ceased to be authorised after the 7th July 2010¹. There were 92 persons stopped and searched under Section 43 of the Terrorism Act resulting in 1 person being subsequently arrested.</p> <p>Between the 1st October and 31st December 2010, 1,423 persons were stopped and questioned under Section 21 of the Justice & Security Act with 7 persons being subsequently arrested. 5,046 persons were stopped and searched under Section 24 of the Justice & Security Act of whom 41 persons were subsequently arrested.</p> <p><i>Data Quality: This is the first quarter of the stop & search report to incorporate data compiled on STOPs, an integrated database designed to capture stop & search information. Officers can either populate STOPs directly by using their mobile data device when performing a stop & search or complete a hard copy PACE1/TA form to be input by Local Police Districts onto STOPs. The information for 1st November to 31st December was extracted from STOPs whereas October's information was received from the collated spreadsheet forwarded by each District. Validation checks were performed on the information before publishing this data.</i></p> <p>¹ 1 person was stopped & searched during this period under Section 44 of the Terrorism Act</p>
--	---

Source: Central Statistics Unit, Police Service of Northern Ireland

Section 1: Persons Stopped and Searched

This section highlights the numbers of persons stopped/searched by each legislative power (or combination of powers)

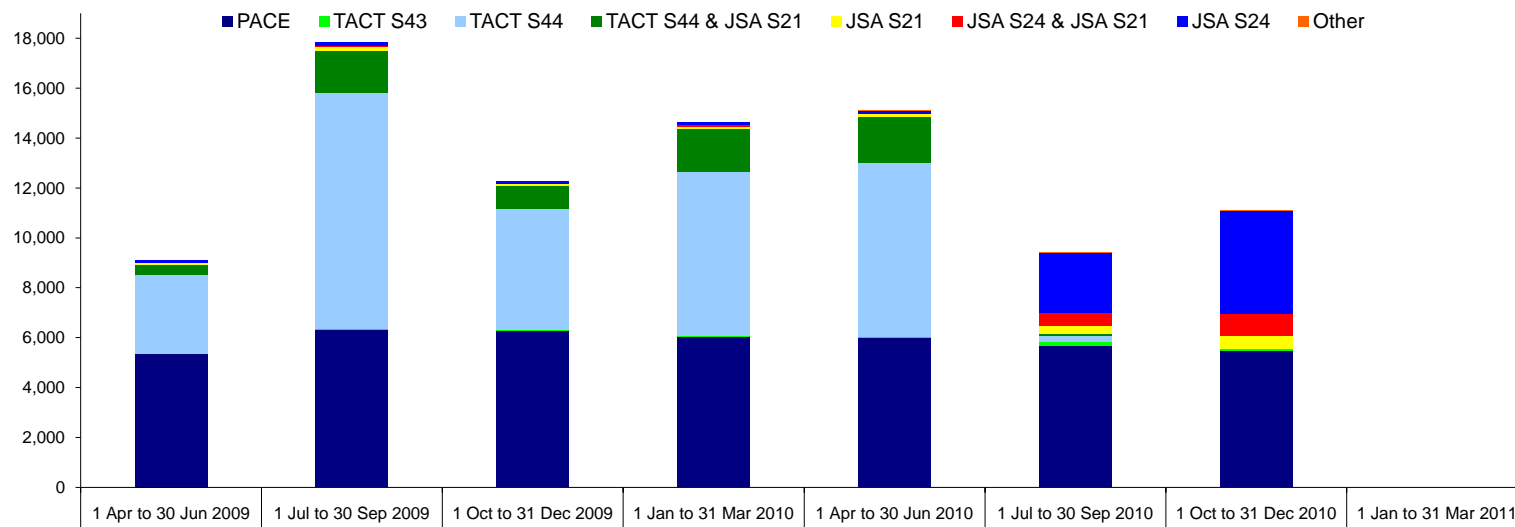
Source: Central Statistics Unit, Police Service of Northern Ireland

Number of persons stopped and searched/stopped and questioned by each legislation used

	2009/10				2010/11			
	1 Apr to 30 Jun 2009	1 Jul to 30 Sep 2009	1 Oct to 31 Dec 2009	1 Jan to 31 Mar 2010	1 Apr to 30 Jun 2010	1 Jul to 30 Sep 2010	1 Oct to 31 Dec 2010	1 Jan to 31 Mar 2011
Number of persons stopped and searched under PACE	5,346	6,312	6,286	6,046	5,993	5,690	5,483	
Number of persons stopped and searched under PACE & JSA 21	-	-	-	-	-	-	8	
Number of persons stopped and searched under PACE & JSA 24	-	-	-	-	-	-	7	
Number of persons stopped and searched under TACT S43	15	34	27	21	31	139	71	
Number of persons stopped and searched under TACT S44	3,143	9,460	4,841	6,586	6,992	271	1	
Number of persons stopped under TACTS44 and questioned under JSA Section 21	428	1,676	945	1,691	1,849	43	-	
Number of persons stopped and questioned under JSA Section 21	56	184	54	83	85	334	512	
Number of persons stopped under JSA Section 24 and questioned under JSA Section 21	10	14	28	116	25	519	892	
Number of persons stopped and searched under JSA Section 24	86	165	90	112	145	2,385	4,131	
Number of persons stopped and searched under TACT S43 & JSA S21	-	-	-	-	-	10	5	
Number of persons stopped and searched under TACT S43 & JSA S24 & JSA S21	-	-	-	-	1	15	6	
Number of persons stopped and searched under TACT S43 & JSA S24	-	-	-	-	1	6	10	
Total Persons stopped and searched/questioned*	9,084	17,845	12,271	14,655	15,122	9,412	11,126	

* The above table presents the number of stop and search/questions by each legislation including those stop and searches which have used multiple legislations e.g. JSA S24 and JSA S21.

Number of persons stopped and searched/ stopped and questioned under PACE, Terrorism Act and Justice and Security Act - Trend Information



Number of persons stopped and searched/stopped and subsequent arrests 1st October 2010 - 31st December 2010

	TOTAL PERSONS [^]	TOTAL ARRESTS [^]
North Belfast	549	19
West Belfast	991	21
A District Total	1,540	40
East Belfast	432	13
South Belfast	771	48
B District Total	1,203	61
Ards	167	13
Castlereagh	129	11
Down	556	22
North Down	184	10
C District Total	1,036	56
Antrim	376	19
Carrickfergus	166	5
Lisburn	1,077	33
Newtownabbey	826	25
D District Total	2,445	82
Armagh	277	15
Banbridge	108	6
Craigavon	551	7
Newry and Mourne	572	14
E District Total	1,508	42
Cookstown	424	8
Dungannon	334	6
Fermanagh	367	19
Omagh	278	6
F District Total	1,403	39
Foyle	670	18
Limavady	134	*
Magherafelt	121	*
Strabane	346	16
G District Total	1,271	40
Ballymena	227	18
Ballymoney	84	*
Coleraine	315	19
Larne	46	*
Moyle	48	*
H District Total	720	43
NI Overall	11,126	403

* Disclosure control has been applied to these data in order to ensure that the identity of individuals, or any private information relating to them is not revealed.

[^] Please note that some people may have been stopped and searched and subsequently arrested under a combination of Powers (see page 3)

Source: Central Statistics Unit, Police Service of Northern Ireland

Page 4

Section 2: Frequency of Use of Each Legislative Power

This section highlights the number of times each legislative power was used. Note: The tables relating to use of the Terrorism Act and Justice & Security Act will not match the total number of persons stopped/searched under these powers as there will be some duplication where a combination of powers were used to stop/search individuals (i.e. in these cases the individuals are included in both sets of tables)

Source: Central Statistics Unit, Police Service of Northern Ireland

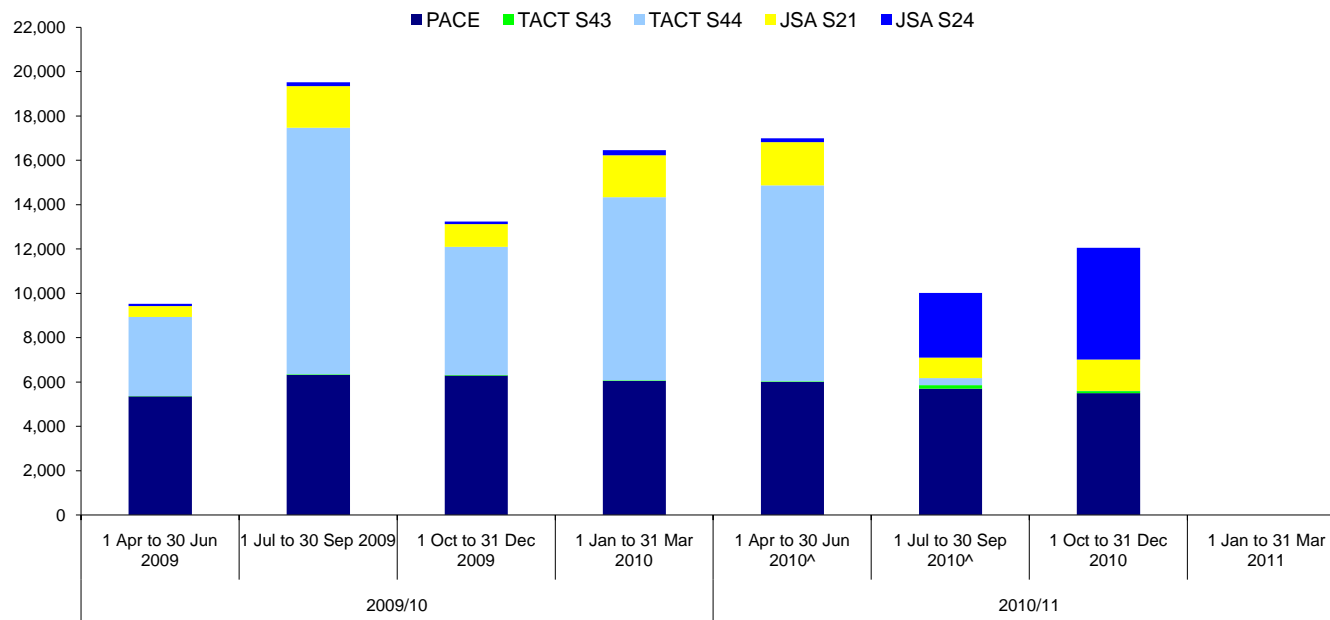
Number of stop/searches and stop/questions under PACE, Terrorism Act and Justice and Security Act - Trend Information

	2009/10				2010/11			
	1 Apr to 30 Jun 2009	1 Jul to 30 Sep 2009	1 Oct to 31 Dec 2009	1 Jan to 31 Mar 2010	1 Apr to 30 Jun 2010 [^]	1 Jul to 30 Sep 2010 [^]	1 Oct to 31 Dec 2010	1 Jan to 31 Mar 2011
Number of persons stopped and searched under PACE	5,346	6,312	6,286	6,046	5,993	5,690	5,498	
Number of persons stopped and searched under TACT S43	15	34	27	21	33	170	92	
Number of persons stopped and searched under TACT S44	3,571	11,136	5,786	8,277	8,841	314	1	
Number of persons stopped and questioned under JSA Section 21	494	1,874	1,027	1,890	1,960	921	1,423	
Number of persons stopped and searched under JSA Section 24	96	179	118	228	172	2,925	5,046	
Total Stop and Search/Questions*	9,522	19,535	13,244	16,462	16,999	10,020	12,060	

* Please note that this is not the total number of persons stopped and searched/questioned as a stop and search/question can be carried out under two different legislations e.g. TACT S44 and JSAS21

[^] Note the total for previous quarters have changed due to the submission of late forms since the last report was issued.

Frequency of use of PACE, Terrorism Act and Justice and Security Act powers - Trend Information



Source: Central Statistics Unit, Police Service of Northern Ireland

Section 3: PACE - Stop and Searches

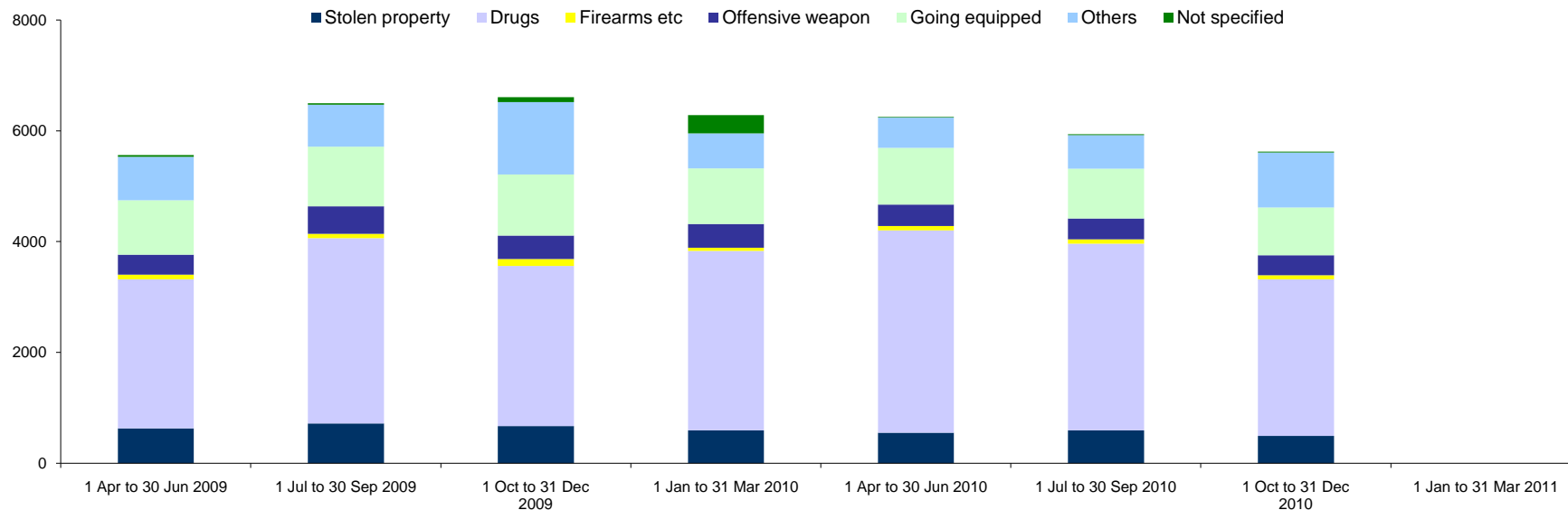
Source: Central Statistics Unit, Police Service of Northern Ireland

Number of persons stopped/searched under PACE and subsequent arrests by reason for search - Trend Information

	2009/10								2010/11							
	1 Apr to 30 Jun 2009		1 Jul to 30 Sep 2009		1 Oct to 31 Dec 2009		1 Jan to 31 Mar 2010		1 Apr to 30 Jun 2010		1 Jul to 30 Sep 2010		1 Oct to 31 Dec 2010		1 Jan to 31 Mar 2011	
	Searches	Arrests	Searches	Arrests	Searches	Arrests	Searches	Arrests	Searches	Arrests	Searches	Arrests	Searches	Arrests	Searches	Arrests
Stolen property	629	109	714	112	668	87	593	94	551	72	590	89	490	61		
Drugs	2,691	189	3,345	180	2,890	155	3,237	175	3,650	139	3,370	201	2,826	135		
Firearms etc	80	10	79	12	128	8	57	14	77	9	77	2	73	4		
Offensive weapon	360	59	496	58	420	45	429	66	388	50	378	39	361	44		
Going equipped	983	90	1,077	67	1,103	71	1,005	77	1,026	69	901	69	863	49		
Others	784	86	759	101	1,307	84	629	99	546	63	604	77	993	72		
Not specified	33	1	24	1	87	4	330	11	9	-	16	-	16	-		
TOTAL PERSONS*	5,346	507 (9.5%)	6,312	513 (8.1%)	6,286	432 (6.9%)	6,046	503 (8.3%)	5,993	368 (6.1%)	5,690	452 (7.9%)	5,498	357 (6.5%)		

*Note: As a person can be stopped/ searched for more than one reason, the number of stop/ searches by reason does not sum to the total number of persons stopped/searched. Similarly the total arrests by reason will not add up to the total number of persons arrested

Number of persons stopped/searched under PACE by reason for search - Trend Information



Source: Central Statistics Unit, Police Service of Northern Ireland

Number of persons stopped/searched under PACE by reason for search by Area - 1 October to 31 December 2010

	Stolen property	Drugs	Firearms etc	Offensive weapon	Going equipped	Others	Not specified	TOTAL PERSONS*
North Belfast	14	98	1	30	47	40	-	225
West Belfast	18	135	4	20	103	34	1	285
A District Total	32	233	5	50	150	74	1	510
East Belfast	15	70	8	27	66	22	-	191
South Belfast	67	212	1	57	95	51	-	476
B District Total	82	282	9	84	161	73	-	667
Ards	21	66	1	15	32	32	4	150
Castlereagh	6	36	1	6	19	11	2	81
Down	29	120	-	12	41	23	-	223
North Down	6	53	-	8	17	13	6	103
C District Total	62	275	2	41	109	79	12	557
Antrim	18	82	-	23	13	76	-	212
Carrickfergus	15	38	-	8	17	22	-	100
Lisburn	52	171	8	22	106	34	-	386
Newtownabbey	45	141	3	24	92	78	-	380
D District Total	130	432	11	77	228	210	-	1,078
Armagh	12	47	2	11	5	53	-	130
Banbridge	5	38	1	3	6	8	-	60
Craigavon	9	199	8	22	38	84	-	349
Newry and Mourne	47	226	-	9	27	101	-	409
E District Total	73	510	11	45	76	246	-	948
Cookstown	6	155	-	12	31	31	-	235
Dungannon	12	135	4	4	13	19	1	187
Fermanagh	15	96	-	12	13	43	2	179
Omagh	10	133	3	1	9	31	-	187
F District Total	43	519	7	29	66	124	3	788
Foyle	15	113	-	5	8	22	-	162
Limavady	5	94	-	-	6	28	-	127
Magherafelt	-	34	4	5	5	39	-	83
Strabane	17	40	5	4	4	24	-	91
G District Total	37	281	9	14	23	113	-	463
Ballymena	13	125	3	5	11	17	-	173
Ballymoney	2	19	6	1	13	18	-	59
Coleraine	5	117	10	11	22	22	-	186
Larne	8	16	-	4	2	3	-	33
Moyle	3	17	-	-	2	14	-	36
H District Total	31	294	19	21	50	74	-	487
NI Overall	490	2,826	73	361	863	993	16	5,498

*Note: As a person can be stopped/ searched for more than one reason, the number of stop/ searches by reason does not sum to the total number of persons stopped/searched

Source: Central Statistics Unit, Police Service of Northern Ireland