

## APPENDIX 3 (continued)

Table 7: Sentences of imprisonment at the High Court 1988

Offence	*Dealt with by imprisonment	Life imprisonment	Sentence of 10 years or more
Murder	—	13	*2
Manslaughter	19	—	2
Attempted murder	1	—	2
Threat or conspiracy to murder	6	—	4
Wounding with intent	26	—	—
Other woundings	10	—	—
Explosives offences	19	—	3
Acid or petrol bombings	8	—	7
Firearms offences	43	—	8
Robbery	157	—	3
Hijacking	14	—	—
†Criminal damage offences	21	—	—
Theft and crimes of dishonesty	84	—	—
Other offences	235	1	6
Totals	643	14	37

The following sentences are regarded for the purpose of this table as imprisonment:- detention at a young offenders centre, a recorded sentence of imprisonment and a deferred sentence of imprisonment. Suspended sentences are not included.

\* Detention during the pleasure of the Secretary of State is recorded as 10 years imprisonment.

† Criminal damage to property cannot be regarded as indictable unless the damage is over £400.

## APPENDIX 3 (continued)

Table 8: Vehicles taken or hijacked by divisions 1988

Division	Divisional Headquarters	Vehicles taken or hijacked	Vehicles recovered
A	Musgrave Street	2,115	632
B	Grosvenor Road	1,700	3,299
D	North Queen Street	1,196	769
E	Strandtown	565	319
G	Newtownards	240	184
H	Armagh	223	174
J	Portadown	401	225
K	Cookstown	61	60
L	Enniskillen	29	31
N	Strand Road	86	81
O	Coleraine	113	106
P	Antrim	258	203
Totals		6,987	6,083

Table 9: Drugs — seizures 1988

Drugs seized	Amount
Opiates	365 milligrams
Amphetamines	466 grams
Cannabis	12 kilos
LSD	917 doses
Barbiturates	—
Cocaine	251 milligrams

Table 7: Sentences of imprisonment at the High Court 1989

Offence	*Dealt with by imprisonment	Life imprisonment	Sentence of 10 years or more
Murder	—	15	—
Manslaughter	6	1	—
Infanticide	—	—	—
Attempted murder	1	—	7
Threat or conspiracy to murder	—	—	—
Child destruction	—	—	—
Wounding with intent	23	—	4
Other woundings	9	—	—
Explosives offences	18	—	9
Acid or petrol bombings	—	—	—
Firearms offences	43	—	9
Robbery	149	—	2
Hijacking	6	—	—
Criminal damage offences†	38	—	—
Theft and crimes of dishonesty	69	—	—
Other offences	192	—	7
<b>Totals</b>	<b>554</b>	<b>16</b>	<b>38</b>

The following sentences are regarded for the purpose of this table as imprisonment:— detention at a young offenders centre, a recorded sentence of imprisonment and a deferred sentence of imprisonment. Suspended sentences are not included.

\* Detention during the pleasure of the Secretary of State is recorded as 10 years imprisonment.  
 † Criminal damage to property cannot be regarded as notifiable unless the damage is over £400.

Table 8: Vehicles taken or hijacked by divisions 1989

Division	Divisional Headquarters	Vehicles taken or hijacked	Vehicles recovered
A	Musgrave Street	1,871	604
B	Grosvenor Road	1,116	2,683
D	North Queen Street	1,078	752
E	Strandtown	522	312
G	Newtownards	177	143
H	Armagh	298	231
J	Portadown	359	267
K	Cookstown	118	114
L	Enniskillen	90	35
N	Strand Road	65	60
O	Coleraine	99	84
P	Antrim	258	187
<b>Totals</b>		<b>6,011</b>	<b>5,472</b>

Table 9: Drugs — Seizures 1989

Drugs seized	1987	1988	1989
Cannabis	6 kilos	12.75 kilos	21.71 kilos
Cocaine	98 gms	2.51 gms	52.40 gms
Heroin	196 gms	3.65 mgs	25.35 gms
LSD	500 doses	917 doses	485 doses
Amphetamines	630 gms	466.26 gms	17.60 gms
Arrests	223	432	440
Charged/cautioned	193	292	298

### APPENDIX 3 TERRORIST CRIME

Table 1: Deaths due to the security situation 1969-89

Year	RUC	RUCR	Army	UDR	Civilians*	Total
1969	1	—	—	—	12	13
1970	2	—	—	—	23	25
1971	11	—	43	5	115	174
1972	14	3	103	26	321	467
1973	10	3	58	8	171	250
1974	12	3	28	7	166	216
1975	7	4	14	6	216	247
1976	13	10	14	15	245	297
1977	8	6	15	14	69	112
1978	4	6	14	7	50	81
1979	9	5	38	10	51	113
1980	3	6	8	9	50	76
1981	13	8	10	13	57	101
1982	8	4	21	7	57	97
1983	9	9	5	10	44	77
1984	7	2	9	10	36	64
1985	14	9	2	4	25	54
1986	10	2	4	8	37	61
1987	9	7	3	8	66	93
1988	4	2	21	12	54	93
1989	7	2	12	2	39	62

Table 2: Number of terrorist incidents 1969-89

Year	Shootings	Explosions/defusings	Incendiarities
1969	73	10	—
1970	213	170	—
1971	1,756	1,515	—
1972	10,628	1,853	—
1973	5,018	1,520	—
1974	3,206	1,113	270
1975	1,803	635	56
1976	1,908	1,192	236
1977	1,081	535	608
1978	755	633	115
1979	728	564	60
1980	642	400	2
1981	1,142	529	49
1982	547	332	36
1983	424	367	43
1984	354	248	10
1985	237	215	36
1986	392	254	21
1987	674	384	9
1988	537	458	8
1989	566	420	7

\* Includes suspected terrorists

### Security Situation 1969 - 1989

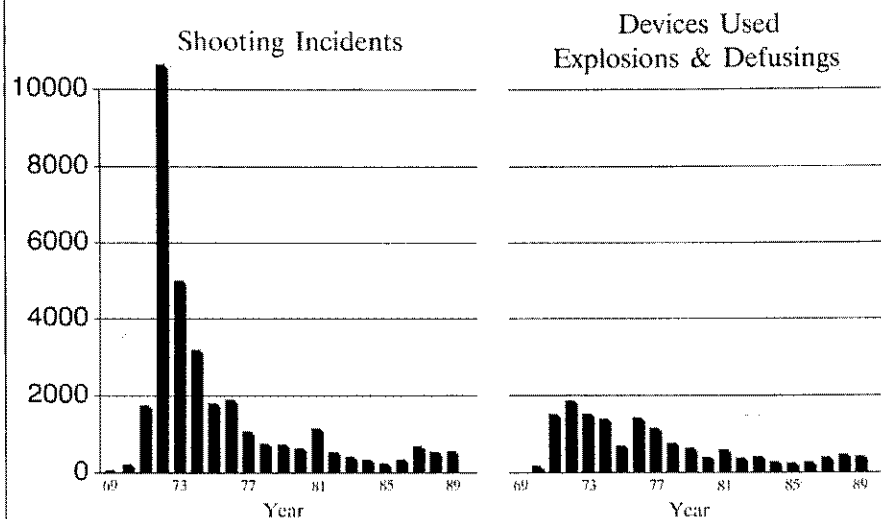


Table 9: Vehicles taken or hijacked by divisions 1990\*

Division	Divisional Headquarters	Vehicles taken or hijacked	Vehicles recovered
A	Musgrave Street	2,214	662
B	Grosvenor Road	1,264	2,931
D	North Queen Street	1,534	1,162
E	Strandtown	691	386
G	Newtownards	241	141
H	Amagh	264	195
J	Portadown	313	281
K	Cookstown	88	74
L	Enniskillen	65	49
N	Strand Road	77	62
O	Coleraine	90	69
P	Ballymena	185	131
Totals		7,026	6,143

\*Includes statistics in respect of new divisional boundaries introduced in November 1990.

Table 10: Drugs

Drugs seized	1988	1989	1990
Cannabis	12.75 kilos	21.71 kilos	37.6 kilos
Cocaine	2.51 gms	52.40 gms	—
Heroin	3.65 mgs	25.35 gms	2,737 MST Tabs
LSD	917 doses	1,052 MST Tabs 485 doses	537 doses
Amphetamines	466.26 gms	17.80 gms 658.60 gms	95.2 gms
Arrests	432	440	429
Charged/cautioned	292	298	316

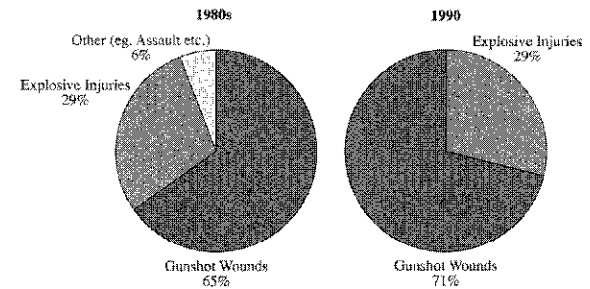
## APPENDIX TERRORIST CRIME

Table 1: Deaths due to the security situation 1969-90

Year	RUC	RUCR	Army	UDR	Civilians*	Total
1969	1	—	—	—	12	13
1970	2	—	—	—	23	25
1971	11	—	43	5	115	174
1972	14	3	103	26	321	467
1973	10	3	58	8	171	250
1974	12	3	28	7	166	216
1975	7	4	14	6	216	247
1976	13	10	14	15	245	297
1977	8	6	15	14	69	112
1978	4	6	14	7	50	81
1979	9	5	38	10	51	113
1980	3	6	8	9	50	76
1981	13	8	10	13	57	101
1982	8	4	21	7	57	97
1983	9	9	5	10	44	77
1984	7	2	9	10	36	64
1985	14	9	2	4	25	54
1986	10	2	4	8	37	61
1987	9	7	3	8	66	93
1988	4	2	21	12	54	93
1989	7	2	12	2	39	62
1990	7	5	7	8	49	76

\*Includes suspected terrorists

Deaths as a Result of the Security Situation — Cause of Death



Terrorist Murders — Groups Responsible

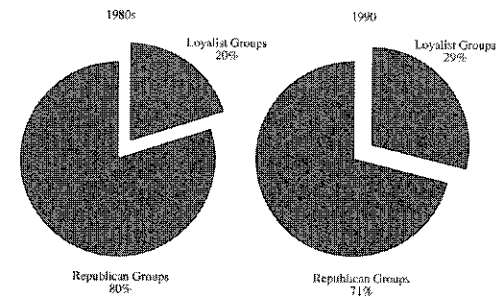


Table 9: Vehicles taken or hijacked by divisions 1991

Division	Divisional Headquarters	Vehicles taken or hijacked	Vehicles recovered
A	Musgrave Street	2,475	818
B	Grosvenor Road	1,479	3,509
D	North Queen Street	1,963	1,405
E	Strandtown	959	471
G	Newtownards	332	219
H	Armagh	336	215
J	Portadown	390	289
K	Cookstown	92	86
L	Enniskillen	59	57
N	Strand Road	107	104
O	Coleraine	105	80
P	Ballymena	268	176
Totals		8,565	7,429

Table 10: Drugs

Drugs seized	1989	1990	1991
Cannabis	21.71 kilos	37.6 kilos	37.5 kilos
Cocaine	52.40 gms	-	1.5 kilos herbal
Heroin	25.35 gms	2,757 MST Tabs	88 gms
LSD	1,052 MST Tabs	573 doses	250 doses Dipipanone
	485 doses		1 gm Morphine
	17.80 gms		1/2 kilo magic mushrooms
			800 doses
			2711 MDMA (Ecstasy)
Amphetamines	658.60 gms	95.2 gms	114 gms
			625 gms
Arrests	440	429	25 Tabs
Charged/cautioned	298	316	453
			376

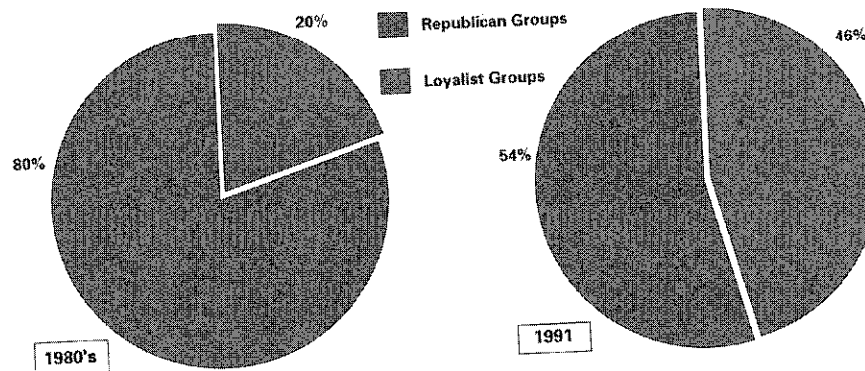
## Appendix 4 TERRORIST CRIME

Table 1: Deaths due to the security situation 1969-91

Year	RUC	RUCR	Army	UDR	Civilians*	Total
1969	1	-	-	-	12	13
1970	2	-	-	-	23	25
1971	11	-	43	5	115	174
1972	14	3	103	26	321	467
1973	10	3	58	8	171	250
1974	12	3	28	7	166	216
1975	7	4	14	6	216	247
1976	13	10	14	15	245	297
1977	8	6	15	14	69	112
1978	4	6	14	7	50	81
1979	9	5	38	10	51	113
1980	3	6	8	9	50	76
1981	13	8	10	13	57	101
1982	8	4	21	7	57	97
1983	9	9	5	10	44	77
1984	7	2	9	10	36	64
1985	14	9	2	4	25	54
1986	10	2	4	8	37	61
1987	9	7	3	8	66	93
1988	4	2	21	12	54	93
1989	7	2	12	2	39	62
1990	7	5	7	8	49	76
1991	5	1	5	8	75	94

\*Includes suspected terrorists

### Terrorist Murders - Groups Responsible



APPENDIX 4 /  
CRIME

TABLE 9: POLICE AND CRIMINAL EVIDENCE ACT STATISTICS 1992

PERSONS AND VEHICLES SEARCHED

	STOLEN		FIREARMS	OFFENSIVE WEAPON	GOING EQUIPPED	OTHERS	TOTAL							
	PROPERTY	DRUGS												
JANUARY	4	0	38	3	0	0	1	1	6	3	0	0	49	7
FEBRUARY	19	11	50	3	1	0	0	0	0	1	5	0	75	15
MARCH	24	15	35	15	0	0	0	0	3	5	6	0	68	35
APRIL	21	6	40	3	0	0	2	0	0	0	3	0	69	9
MAY	22	2	46	21	1	0	3	2	0	0	3	0	75	25
JUNE	18	3	52	6	2	0	0	0	2	0	13	2	87	11
JULY	9	5	59	17	2	0	0	0	0	0	5	0	79	34
AUGUST	27	10	47	24	0	0	0	0	0	0	3	0	73	22
SEPTEMBER	11	2	78	13	5	0	1	0	9	1	1	0	103	16
OCTOBER	16	6	121	35	1	0	0	0	0	0	8	2	144	43
NOVEMBER	22	4	45	9	3	1	1	1	1	1	2	2	74	18
DECEMBER	16	5	64	24	2	3	1	0	4	0	0	0	89	32
TOTAL	211	69	673	173	17	4	9	4	25	11	47	6	982	267

Searched  Arrested

ROAD CHECKS

There were no road checks carried out in 1992.

INTIMATE SEARCHES

One intimate search was conducted by a medical practitioner during the year. Drugs were found in this case.

EXTENDED DETENTION

During 1992, 7 persons were detained in police custody for more than 24 hours and subsequently released without charge. There were 12 applications to Magistrates' Courts for warrants of further detention. Eleven of these were granted and 10 persons were subsequently charged.

APPENDIX 4 /  
CRIME

TABLE 10: VEHICLES TAKEN OR HIJACKED BY DIVISIONS 1992

Division	Divisional Headquarters	Vehicles taken or hijacked	Vehicles recovered
A	Musgrave Street	2,380	572
B	Grosvenor Road	1,710	3,652
D	Antrim Road	2,081	1,510
E	Strandtown	1,021	600
G	Newtownards	349	250
H	Armagh	332	207
J	Mahon Road	404	287
K	Dungannon	88	63
L	Enniskillen	142	123
N	Strand Road	187	162
O	Coleraine	126	119
P	Ballymena	355	263
.			66
Totals		9,175	7,674

\* refers to vehicles stolen in Northern Ireland and recovered in Republic of Ireland

TABLE 11: DRUGS

Drugs seized	1990	1991	1992
Cannabis	37.6 kilos 5 plants	37.5 kilos 19 plants 1.5 kilos	15 3/4 kilos
Cocaine	-	88 gms	77 gms
Opiates (Inc Heroin)	2,757 MST Tabs	250 doses Dipipanone 1 gm Morphine	20 gms 57 doses
LSD	573 doses	800 doses	9,201 doses
MDMA (Ecstasy)	-	2,711	4,408
Amphetamines	95.2 gms	625 gms 25 Tabs	5,732 gms
Arrests	429	453	610

APPENDIX 4 /  
CRIME

TABLE 9: POLICE AND CRIMINAL EVIDENCE ACT STATISTICS 1992

PERSONS AND VEHICLES SEARCHED

	STOLEN		FIREARMS	OFFENSIVE WEAPON	GOING EQUIPPED	OTHERS	TOTAL							
	PROPERTY	DRUGS												
JANUARY	4	0	38	3	0	0	1	1	6	3	0	0	49	7
FEBRUARY	19	11	50	3	1	0	0	0	0	1	5	0	75	15
MARCH	24	15	35	15	0	0	0	0	3	5	6	0	68	35
APRIL	21	6	40	3	0	0	2	0	0	0	3	0	69	9
MAY	22	2	46	21	1	0	3	2	0	0	3	0	75	25
JUNE	18	3	52	6	2	0	0	0	2	0	13	2	87	11
JULY	9	5	59	17	2	0	0	0	0	0	5	0	79	34
AUGUST	27	10	47	24	0	0	0	0	0	0	3	0	73	22
SEPTEMBER	11	2	78	13	5	0	1	0	9	1	1	0	103	16
OCTOBER	16	6	121	35	1	0	0	0	0	0	8	2	144	43
NOVEMBER	22	4	45	9	3	1	1	1	1	1	2	2	74	18
DECEMBER	16	5	64	24	2	3	1	0	4	0	0	0	89	32
TOTAL	211	69	673	173	17	4	9	4	25	11	47	6	982	267

Searched  Arrested

ROAD CHECKS

There were no road checks carried out in 1992.

INTIMATE SEARCHES

One intimate search was conducted by a medical practitioner during the year. Drugs were found in this case.

EXTENDED DETENTION

During 1992, 7 persons were detained in police custody for more than 24 hours and subsequently released without charge. There were 12 applications to Magistrates' Courts for warrants of further detention. Eleven of these were granted and 10 persons were subsequently charged.

APPENDIX 4 /  
CRIME

TABLE 10: VEHICLES TAKEN OR HIJACKED BY DIVISIONS 1992

Division	Divisional Headquarters	Vehicles taken or hijacked	Vehicles recovered
A	Musgrave Street	2,380	572
B	Grosvenor Road	1,710	3,652
D	Antrim Road	2,081	1,510
E	Strandtown	1,021	600
G	Newtownards	349	250
H	Armagh	332	207
J	Mahon Road	404	287
K	Dungannon	88	63
L	Enniskillen	142	123
N	Strand Road	187	162
O	Coleraine	126	119
P	Ballymena	355	263
.			66
Totals		9,175	7,674

\* refers to vehicles stolen in Northern Ireland and recovered in Republic of Ireland

TABLE 11: DRUGS

Drugs seized	1990	1991	1992
Cannabis	37.6 kilos 5 plants	37.5 kilos 19 plants 1.5 kilos	15 3/4 kilos
Cocaine	-	88 gms	77 gms
Opiates (Inc Heroin)	2,757 MST Tabs	250 doses Dipipanone 1 gm Morphine	20 gms 57 doses
LSD	573 doses	800 doses	9,201 doses
MDMA (Ecstasy)	-	2,711	4,408
Amphetamines	95.2 gms	625 gms 25 Tabs	5,732 gms
Arrests	429	453	610

## Appendix 4 Crime

TABLE 9: POLICE AND CRIMINAL EVIDENCE ACT STATISTICS 1993

	STOLEN PROPERTY		DRUGS	FIREARMS	OFFENSIVE WEAPON		GOING EQUIPPED		OTHERS	TOTAL		
JANUARY	24	1	50	6	-	-	3	-	-	77	7	
FEBRUARY	19	6	82	39	-	-	2	-	3	108	45	
MARCH	23	3	185	36	1	1	-	-	3	213	39	
APRIL	25	6	137	20	2	-	5	-	9	180	26	
MAY	108	31	185	29	1	-	2	-	7	313	65	
JUNE	61	41	91	9	-	2	1	15	5	173	56	
JULY	51	34	152	21	-	-	6	-	8	218	57	
AUGUST	68	27	230	22	-	-	4	-	-	302	49	
SEPTEMBER	12	5	47	5	-	2	1	4	1	71	12	
OCTOBER	12	3	136	16	6	4	-	-	7	161	23	
NOVEMBER	19	4	86	16	1	-	1	1	3	111	22	
DECEMBER	50	24	99	13	1	-	5	3	6	161	40	
TOTAL	472	185	1,480	231	12	5	16	6	49	7	2,088	441



Searched



Arrested

### ROAD CHECKS

One road check was carried out in 1993. This was as a result of the attempted abduction of a female, approximately 100 vehicles were stopped. There were no arrests arising from this road check.

### INTIMATE SEARCHES

One intimate search was conducted by a medical practitioner during the year. Nothing was found in this case.

### EXTENDED DETENTION

During 1993, 3 persons were detained in police custody for more than 24 hours and subsequently released without charge. There were 3 applications to Magistrates' Courts for warrants of further detention, all of these were granted and 3 persons were subsequently charged.

## Appendix 4. Crime

TABLE 10: VEHICLES TAKEN OR HIJACKED BY DIVISIONS 1993

Division	Divisional Headquarters	Vehicles taken or hijacked	Vehicles recovered
A	Musgrave Street	2,166	766
B	Grosvenor Road	1,863	3,675
D	Antrim Road	2,096	1,637
E	Strandtown	1,031	637
G	Newtownards	399	303
H	Armagh	386	258
J	Mahon Road	377	300
K	Dungannon	90	69
L	Enniskillen	80	73
N	Strand Road	217	200
O	Coleraine	135	103
P	Ballymena	343	236
*			65
Totals		9,183	8,322

\* refers to vehicles stolen in Northern Ireland and recovered in Republic of Ireland

TABLE 11: DRUGS

Drugs seized	1991	1992	1993
Cannabis	37.5 kilos 19 plants 1.5 kilos	15.75 kilos	44.5 kilos 419 plants
Cocaine	88 gms	77 gms	19 gms
Opiates (Inc Heroin)	250 doses Dipipanone 1 gm Morphine	20 gms 57 doses	363 gms
LSD	800 doses	9,201 doses	8,022 doses
MDMA (Ecstasy)	2,711	4,408	2,923 tabs
Amphetamines	625 gms 25 Tabs	5,732 gms	1,728 doses
Arrests	453	610	976

**Table 9: Police and Criminal Evidence Act Statistics 1994**  
Persons and Vehicles Searched

	STOLEN				OFFENSIVE		GOING		OTHERS		TOTAL	
	PROPERTY	DRUGS	FIREARMS	WEAPON	WEAPON	EQUIPPED						
JANUARY	87	33	151	35	-	5	5	15	11	12	270	84
FEBRUARY	86	45	110	21	-	4	1	10	3	8	218	70
MARCH	33	12	103	24	-	1	1	16	1	2	155	38
APRIL	37	4	119	12	3	-	-	3	-	2	164	10
MAY	38	11	141	12	-	-	-	1	-	4	184	24
JUNE	59	40	133	20	3	-	-	9	8	10	214	68
JULY	47	25	173	40	1	-	2	3	3	2	228	68
AUGUST	59	11	147	41	7	-	2	-	-	4	219	55
SEPTEMBER	22	5	179	28	-	-	-	-	-	4	205	34
OCTOBER	16	3	289	47	-	1	-	-	-	-	306	50
NOVEMBER	30	5	292	55	-	2	2	-	-	2	326	63
DECEMBER	46	12	268	37	1	1	2	7	6	9	333	56
Totals	560	206	2,105	372	15	1	19	11	64	32	2,822	628

Searched       Arrested

#### Road Checks

Two road checks were carried out during 1994.

#### Intimate Searches

There were no intimate searches carried out during 1994.

#### Extended Detention

During 1994, 2 persons were detained in police custody for more than 24 hours and subsequently released without charge. There were 13 applications to Magistrates' Courts for warrants of further detention, all of these were granted and 13 persons were subsequently charged.

**Table 10: Vehicles Taken or Hijacked by Divisions 1994**

Division	Divisional Headquarters	Vehicles taken or hijacked	Vehicles recovered
A	Musgrave Street	2,156	571
B	Grosvenor Road	1,478	3,624
D	Antrim Road	1,998	1,473
E	Strandtown	1,221	709
G	Newtownards	407	250
H	Armagh	295	186
J	Mahon Road	351	229
K	Dungannon	86	59
L	Enniskillen	117	83
N	Strand Road	296	259
O	Coleraine	140	112
P	Ballymena	364	262
*			104
Totals		8,909	7,921

\* refers to vehicles stolen in Northern Ireland and recovered in Republic of Ireland

**Table 11: Drugs**

Drugs seized	1992	1993	1994
Cannabis	15.75 kilos	44.5 kilos 419 plants	81.9 kilos (resin) 7.1 kilos (herbal) 66 plants
MDMA (Ecstasy)	4,408	2,923 tablets	23,853 tablets 168 gms powder
LSD	9,201 doses	8,022 doses	15,392 doses 92 microdots 900 (fake)
Amphetamines	5,732 gms	1,728 doses	7.7 kilos powder 2,858 wraps (powder) 242 tablets 200 speedballs
Opiates (inc Heroin)	20 gms 57 doses	363 gms	34 gms
Cocaine	77 gms	19 gms	1,092 gms
Arrests	610	976	1,196



TABLE 7: POLICE AND CRIMINAL EVIDENCE ACT STATISTICS 1995

PERSONS AND VEHICLES SEARCHED 1995

	Stolen		Offensive		Going		Others	Total				
	Property	Firearms	Weapon	Equipped								
JANUARY	31	3	2	6	1	16	2	3	58	6		
FEBRUARY	52	2	3	1	1	4	1	2	61	6		
MARCH	52	3	-	7	3	1	1	10	4	70	13	
APRIL	38	12	1	9	10	20	1	19	6	87	28	
MAY	30	10	3	17	6	20	8	6	2	76	27	
JUNE	39	9	-	5	1	7	1	16	1	67	12	
JULY	52	12	-	5	2	14	2	10	3	81	19	
AUGUST	25	9	6	2	1	12	-	9	4	54	10	
SEPTEMBER	47	5	4	2	3	12	5	8	2	74	15	
OCTOBER	54	10	4	11	1	26	7	2	-	97	18	
NOVEMBER	48	6	7	1	1	11	-	15	1	82	8	
DECEMBER	39	2	5	3	5	8	-	2	-	59	6	
<b>Totals</b>	<b>507</b>	<b>81</b>	<b>35</b>	<b>6</b>	<b>71</b>	<b>27</b>	<b>151</b>	<b>28</b>	<b>102</b>	<b>23</b>	<b>866</b>	<b>167</b>

Searched  Arrested as a result of search

ROAD CHECKS

Four road checks were carried out during 1995.

INTIMATE SEARCHES

Four intimate searches were carried out during 1995.

EXTENDED DETENTION

During 1995, one person was detained in police custody for more than 24 hours and subsequently released without charge. There were twelve applications to Magistrates' Courts for warrants of further detention, ten of these were granted and ten people were subsequently charged.

TABLE 8: VEHICLES TAKEN OR HIJACKED BY DIVISION 1995

Division	Divisional Headquarters	Vehicles taken or hijacked	Vehicles recovered
A	Musgrave Street	1,705	521
B	Grosvenor Road	1,434	2,805
D	Antrim Road	1,453	1,206
E	Strandtown	851	490
G	Newtownards	337	207
H	Armagh	423	294
J	Mahon Road	347	197
K	Dungannon	95	53
L	Enniskillen	207	175
N	Strand Road	325	288
O	Coleraine	189	131
P	Ballymena	287	179
*			151
<b>Totals</b>		<b>7,653</b>	<b>6,697</b>

\* refers to vehicles stolen in Northern Ireland and recovered in Republic of Ireland

TABLE 9: DRUGS

Drugs seized	1993	1994	1995
Cannabis	44.5 kilos 419 plants	81.9 kilos (resin) 7.1 kilos (herbal) 66 plants	160.7 kilos (resin) 104 gms (herbal) 634 plants 130 gms oil
MDMA (Ecstasy)	2,923 tablets	23,853 tablets 188 gms powder	136,860 tablets
LSD	8,022 doses	15,392 doses 92 microdots 900 (fake)	8,761 doses
Amphetamines	1,728 doses	7.7 kilos powder 2,858 wraps (powder) 242 tablets 200 speedballs	6.1 kilos powder 782 wraps (powder) 816 tablets
Opiates (inc Heroin)	363 gms	34 gms	8 gms
Cocaine	19 gms	1,082 gms	322 gms powder 7 wraps
<b>Arrests</b>	<b>976</b>	<b>1,196</b>	<b>1,558</b>

APPENDIX 4 CRIME

TABLE 9: VEHICLES TAKEN OR HIJACKED BY DIVISION 1996

Division	Divisional Headquarters	Vehicles taken or hijacked	Vehicles recovered
A	Musgrave Street	1,670	515
B	Grosvenor Road	1,811	3,160
D	Antrim Road	1,726	1,336
E	Strandtown	863	527
G	Newtownards	375	236
H	Armagh	356	209
J	Mahon Road	440	271
K	Dungannon	138	90
L	Enniskillen	172	136
N	Strand Road	344	307
O	Coleraine	210	131
P	Ballymena	263	168
*			114
Totals		8,368	7,086

\* refers to vehicles stolen in Northern Ireland and recovered in Republic of Ireland

TABLE 10: DRUGS

Drugs seized	1994	1995	1996
Cannabis	89.9 kilos (resin) 7.1 kilos (herbal) 66 plants	160.7 kilos (resin) 404 gms (herbal) 634 plants 130 gms oil	157.1 kilos (resin) 7.8 kilos (herbal) 108 plants 0.01 gms oil 450 joints
MDMA (Ecstasy)	23,853 tablets 168 gms powder	136,860 tablets	75,849 tablets 103 gms powder 53 capsules
LSD	15,392 doses 92 microdots 900 (fake)	8,761 doses	7,734 doses 27 microdots
Amphetamines	7.7 kilos powder 2,858 wraps (powder) 242 tablets 200 speedballs	6.1 kilos powder 782 wraps (powder) 816 tablets	13.3 kilos powder 205 wraps (powder) 41 tablets
Opiates (inc Heroin)	34 gms	8 gms	136.5 gms 1,348 tablets 35 ampoules 1 wrap
Cocaine	1.092 gms	322 gms powder 7 wraps	411.6 gms powder 1 wrap
Arrests	1,196	1,558	1,017

APPENDIX 5 TERRORIST CRIME

TABLE 1: NUMBER OF DEATHS DUE TO THE SECURITY SITUATION 1969-96

Year	RUC	RUCR	Army	UDR/ RIR*	Civilian	Totals
1969	1	-	-	-	13	14
1970	2	-	-	-	23	25
1971	11	-	43	5	115	174
1972	14	3	105	26	322	470
1973	10	3	58	8	173	252
1974	12	3	30	7	168	220
1975	7	4	14	6	216	247
1976	13	10	14	15	245	297
1977	8	6	15	14	69	112
1978	4	6	14	7	50	81
1979	9	5	38	10	51	113
1980	3	6	8	9	50	76
1981	13	8	10	13	57	101
1982	8	4	21	7	57	97
1983	9	9	5	10	44	77
1984	7	2	9	10	36	64
1985	14	9	2	4	26	55
1986	10	2	4	8	37	61
1987	9	7	3	8	68	95
1988	4	2	21	12	55	94
1989	7	2	12	2	39	62
1990	7	5	7	8	49	76
1991	5	1	5	8	75	94
1992	2	1	4	2	76	85
1993	3	3	6	2	70	84
1994	3	-	1	2	56	62
1995	1	-	-	-	8	9
1996	-	-	1	-	14	15
Totals	196	101	450	203	2,262	3,212

\*Figures include Royal Irish Regiment (Home Service Battalions).

Persons Killed in N. Ireland 1969 - 1996

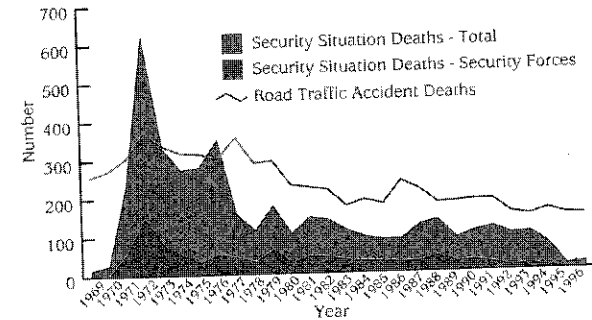


Table 9: Drugs

Drugs seized	1997/98
Cocaine	470.5 gms powder 4 wraps
'Crack' Cocaine	62.5 gms powder
MDMA (Ecstasy)	85,600 tablets 26.25 gms powder 169 capsules
LSD	111,676 doses 0 microdots
Opiates (inc Heroin)	144.3 gms 1,104 tablets 20 ampules
Cannabis	413.7 kilos (resin) 38.4 kilos (herbal) 167 plants 1.0 gm oil 186 joints
Amphetamines	25.1 kilos powder 46 wraps (powder) 53 tablets
Arrests	1,051

Public Order 1997/98

Table 1: Number of Deaths due to the Security Situation 1995/96 - 1997/98

Year	RUC	RUCR	Army	UDR/ AIR*	Civilian	Totals
1995/96					12	12
1996/97			2		12	14
1997/98	3	1			29	33

\*Figures include Royal Irish Regiment (Home Service Battalions)

Table 2: Security Situation Statistics 1995/96 - 1997/98

Year	Shootings	Bombings (Explosions/defusings)	Incendiarities (Ignitions/defusings)
1995/96	65	65	7
1996/97	140	31	7
1997/98	245		6

Table 3: Firearms and Explosives Finds 1995/96 - 1997/98

Year	Firearms	Explosives (kgs)
1995/96	116	6.4
1996/97	103	2,462.6
1997/98	92	651.7

## 1. Crime Statistics

Table 6: Drugs Seizures and Arrests  
1997/98 and 1998/99

Drugs seized		1997/98	1998/99
<b>Class A</b>	Cocaine	470.5 gms powder 4 wraps	4,923.3 gms powder
	'Crack' Cocaine	62.5 gms powder	31.5 gms powder
	MDMA (Ecstasy)	85,600 tablets	163,023 tablets
		26.25 gms powder 169 capsules	112.0 gms powder 122 capsules
	LSD	111,676 doses	699 doses
		-	1 microdot
	Opiates (inc Heroin)	144.3 gms	230.5 gms
1,104 tablets		1,168 tablets	
20 ampoules		-	
	-	126.0 mls	
	-	6 wraps	
<b>Class B</b>	Cannabis	413.7 kgs (resin)	432.8 kgs (resin)
		38.4 kgs (herbal)	1.5 kgs (herbal)
		167 plants	110 plants
		1.0 gm oil	-
	186 joints	163 joints	
Amphetamines	25.1 kgs powder	5.0 kgs powder	
	46 wraps (powder)	157 wraps (powder)	
	53 tablets	541 tablets	
Barbiturates	-	2 tablets	
<b>Arrests</b>		<b>1,051</b>	<b>1,264</b>

## 2. Security Situation Statistics

Table 1: Number of Deaths due to the Security Situation 1989/90 - 1998/99

Year	RUC	RUCR	Army	UDR/RIR*	Civilian	Totals
1989/90	5	3	8	3	32	51
1990/91	6	4	7	8	53	78
1991/92	6	1	5	6	97	115
1992/93	3	2	6	3	59	73
1993/94	3	2	4	1	58	68
1994/95	2	-	1	2	49	54
1995/96	-	-	-	-	12	12
1996/97	-	-	2	-	12	14
1997/98	3	1	-	-	29	33
1998/99	1	-	1	-	42	44

\*Figures include Royal Irish Regiment (Home Service Battalions).

Table 2: Security-Related Incidents  
1990/91 - 1998/99\*

Year	Shooting Incidents	Bombings**		Incendiaries**	
		Incidents	Devices Used	Incidents	Devices Used
1990/91	559	235	294	63	104
1991/92	489	348	396	138	210
1992/93	518	275	325	67	104
1993/94	426	278	303	104	135
1994/95	272	132	146	20	24
1995/96	65	-	-	7	7
1996/97	140	50	65	7	7
1997/98	245	73	91	6	6
1998/99	187	123	229	20	20

\* Financial year figures not available prior to 1990/91.

\*\* Includes explosions / ignitions and defusings.



## 5. Crime Statistics

Table 6: Drugs Seizures and Arrests 1998/99 - 2000/01

CLASS A	Drugs Seized	1998/99		1999/00		2000/01	
		No. of Seizures	Amount Seized	No. of Seizures	Amount Seized	No. of Seizures	Amount Seized
Cocaine	Powder (gms)	12	4,923.3	22	340.3	27	1,701.4
	Wraps	—	—	—	—	—	—
	'Crack' (gms)	6	31.5	3	10.5	2	43.1
Ecstasy	Tablets	287	163,023	342	448,015	346	410,671
	Powder (gms)	6	112	8	514.1	6	498
	Capsules	4	122	—	—	4	11
LSD	Doses	6	699	17	1,818	9	117
	Microdots	1	1	—	—	2	201
Opiates	Powder (gms)	32	230.5	48	464.8	61	3,131.6
	Tablets	5	1,168	2	21	7	1,670
	Ampoules	—	—	—	—	4	203
	Mis	23	126	18	2.7	6	121
	Wraps	2	6	6	11	10	16
<b>ALL CLASS A</b>		<b>369</b>	<b>—</b>	<b>441</b>	<b>—</b>	<b>455</b>	<b>—</b>
<b>CLASS B</b>							
Cannabis	Resin (kgs)	1,205	432.3	1,584	516.5	1,320	384.4
	Herbal (kgs)	53	1.5	70	6.8	45	21.6
	Plants	8	110	14	743	11	210
	Oil (gms)	—	—	—	—	—	—
	Joints	112	163	182	232	131	253
Amphetamine	Powder (kgs)	80	5	69	3.8	51	3.9
	Wraps	23	157	20	146	8	16
	Tablets	10	541	17	6,319	8	458
Barbiturates	Tablets	1	2	1	69	—	—
<b>ALL CLASS B</b>		<b>1,367</b>	<b>—</b>	<b>1,780</b>	<b>—</b>	<b>1,458</b>	<b>—</b>
<b>TOTAL SEIZURE INCIDENTS*</b>		<b>1,588</b>	<b>—</b>	<b>2,058</b>	<b>—</b>	<b>1,750</b>	<b>—</b>

\* As seizure incidents can involve more than one drug type, seizure figures for individual drugs cannot be added together to produce totals.

ARRESTS	1,264	1,480	1,266
---------	-------	-------	-------

'STREET VALUE' OF DRUGS SEIZED	£7,043,168	£11,425,982	£9,994,769
--------------------------------	------------	-------------	------------



## 5. Crime Statistics

Table 7: Juvenile Referrals 1998/99 - 2000/01

	1998/99	1999/00	2000/01
Total Number of Referrals	10,988	12,323	12,862
Resulting in Cautions*	1,327	1,325	1,314
Resulting in Advice & Warning	5,826	7,354	6,494
Resulting in Prosecution	714	643	443
Number of Pending Decisions	1,374	1,112	2,108
Resulting in No Further Police Action	1,747	1,889	2,503

\* With effect from 1 February 2001 all juvenile cautions are to be administered by means of a conferencing process known as a Restorative Caution. Where possible the victim will be encouraged to participate in the conference and meet the offender concerned. Of the total cautions referred to above 43 were restorative.

Table 8: Domestic Violence Incidents 1998/99 - 2000/01

	1998/99	1999/00	2000/01
Total Number of Domestic Incidents	14,889	15,269	14,325
Total Number of Incidents involving Domestic Violence	6,761	7,558	7,254

Table 9: Racial Incidents 1998/99 - 2000/01

	1998/99	1999/00	2000/01
Total Number of Racial Incidents	90	237	260



## 1. Crime Statistics

Table 6: Drugs Seizures and Arrests 1997/98 - 1999/00

Drugs Seized		1997/98	1998/99	1999/00
Class A	Cocaine	470.5gms powder 4 wraps	4,923.3 gms powder	340.3 gms powder
	'Crack' Cocaine	62.5 gms powder	31.5 gms powder	10.5 gms powder
	Ecstasy	85,600 tablets 26.25 gms powder 169 capsules	163,023 tablets 112.0 gms powder 122 capsules	448,015 tablets 514.1 gms powder
	LSD	111,676 doses	699 doses 1 microdot	1,018 doses
	Opiates (inc. Heroin)	144.3 gms 1,104 tablets 20 ampoules	230.5 gms 1,166 tablets	464.8 gms 21 tablets
Class B	Cannabis	413.7 kgs (resin) 38.4 kgs (herbal) 167 plants 1.0 gm oil 186 joints	432.8 kgs (resin) 1.5 kgs (herbal) 110 plants	516.5 kgs (resin) 6.8 kgs (herbal) 743 plants
	Amphetamines	25.1 kgs powder 46 wraps (powder) 59 tablets	5.0 kgs powder 157 wraps (powder) 541 tablets	6.8 kgs powder 146 wraps (powder) 6,319 tablets
	Barbiturates	—	2 tablets	69 tablets
	Arrests	1,051	1,264	1,480



## 2. Security Situation Statistics

Table 1: Number of Deaths due to the Security Situation 1990/91 - 1999/00

	RUC	RUCR	Army	UDR/RIR*	Civilian	Totals
1990/91	6	4	7	8	53	78
1991/92	6	1	5	6	97	115
1992/93	3	2	6	3	59	73
1993/94	3	2	4	1	58	68
1994/95	2	—	1	2	49	54
1995/96	—	—	—	—	12	12
1996/97	—	—	2	—	12	14
1997/98	3	1	—	—	29	33
1998/99	1	—	1	—	42	44
1999/00	—	—	—	—	7	7

\* Figures include Royal Irish Regiment (Home Service Battalions).

Table 2: Security-Related Incidents 1990/91 - 1999/00

	Shooting Incidents	Bombings*		Incendaries	
		Incidents	Devices Used	Incidents	Devices Used
1990/91	559	235	294	63	104
1991/92	480	348	396	138	210
1992/93	518	275	325	67	104
1993/94	426	278	303	104	135
1994/95	272	132	146	20	24
1995/96	65	—	—	7	7
1996/97	140	50	65	7	7
1997/98	245	73	91	6	6
1998/99	187	123	229	20	20
1999/00	131	66	86	5	5

\* Includes explosions/ignitions and defusings.