

Anti-Social Behaviour Incidents Recorded by the Police in Northern Ireland

Update to 28 February 2019

Date of Publication:

28 March 2019


Frequency of Publication:

Monthly

Issued by:

PSNI Statistics Branch
Lisnasharragh
42 Montgomery Road
Belfast
BT6 9LD

 statistics@psni.police.uk

 028 9065 0222 Ext. 24135

Web [PSNI Statistics](#)

There has been a general downwards trend in the number of anti-social behaviour incidents recorded, with current levels around three fifths of that at the start of the series in 2006/07.

In 12 months from 1st March 2018 to 28th February 2019:

- There were 56,853 anti-social behaviour incidents in Northern Ireland, a decrease of 4,671 (7.6%) on the previous 12 months.
- Levels have been lower when compared with the same months in the previous year, with the exceptions of June 2018 and February 2019.
- Ten of the eleven policing districts showed lower levels of anti-social behaviour.
- Seven of the eleven policing districts showed a fall in levels between January 2019 and February 2019. February levels are mostly higher than those in January.



Northern Ireland
Statistics and Research Agency

Keeping People Safe



	Page
1. Things you need to know about this release	2
2. What is happening to levels of anti-social behaviour over the longer term?	3
3. What has been happening to levels of anti-social behaviour more recently?	4
4. What has been happening in policing districts?	5
5. Background and Data Quality	6

We welcome comment and feedback on these statistics. If you would like to forward your views, receive notification of new publications or be kept informed of developments relating to PSNI statistics, please email your contact details using the email address provided on the cover page.

1. Things you need to know about this release

Coverage

This release is produced in accordance with the pillars and principles set out in the Code of Practice for Statistics.

The Police Service of Northern Ireland (PSNI) publishes figures on the levels and trends in anti-social behaviour in Northern Ireland. As these figures only relate to those anti-social behaviour incidents reported to the police (and may exclude those incidents reported to other agencies, such as local councils), they only provide an indication of the true extent of reported anti-social behaviour. The statistics are collated and produced by statisticians seconded to PSNI from the Northern Ireland Statistics and Research Agency (NISRA).

An anti-social behaviour incident may include circumstances that would be an offence in law, but where the offence is not of the level of severity that would result in a crime being recorded by the police. Therefore anti-social behaviour incidents are a separate data series that are not included in the police recorded crime data. Collation of data on anti-social behaviour started in 2006/07.

This release presents statistics relating to anti-social behaviour incidents recorded by the police to 28 February 2019. Figures were compiled on 25 March 2019, using data extracted from the police administrative system on that date. All tables and charts in the bulletin, along with additional supplementary data, are available from the PSNI website in the accompanying [spreadsheet](#).

The next update will cover the financial year 2018/19 and will be published on 17 May 2019. A full [publication schedule](#) is available on the PSNI website.

Definition of Anti-Social Behaviour (ASB)

ASB: PERSONAL - 'Personal' is designed to identify ASB incidents that the caller, call-handler or anyone else perceives as either deliberately targeted at an individual or group or having an impact on an individual or group rather than the community at large. It includes incidents that cause concern, stress, disquiet and/or irritation through to incidents which have a serious adverse impact on people's quality of life. At one extreme of the spectrum it includes minor annoyance; at the other end it could result in risk of harm, deterioration of health and disruption of mental or emotional well-being, resulting in an inability to carry out normal day to day activities through fear and intimidation.

ASB: NUISANCE - 'Nuisance' captures those incidents where an act, condition, thing or person causes trouble, annoyance, inconvenience, offence or suffering to the local community in general rather than to individual victims. It includes incidents where behaviour goes beyond the conventional bounds of acceptability and interferes with public interests including health, safety and quality of life. Just as individuals will have differing expectations and levels of tolerance so will communities have different ideas about what goes beyond tolerable or acceptable behaviour.

ASB: ENVIRONMENTAL - 'Environmental' deals with the interface between people and places. It includes incidents where individuals and groups have an impact on their surroundings including natural, built and social environments. This category is about encouraging reasonable behaviour whilst managing and protecting the various environments so that people can enjoy their own private spaces as well as shared or public spaces. People's physical settings and surroundings are known to impact positively or negatively on mood and sense of well-being and a perception that nobody cares about the quality of a particular environment can cause those effected by that environment to feel undervalued or ignored. Public spaces change over time as a result of physical effects caused, for example, by building but the environment can also change as a result of the people using or misusing that space.

How is Anti-Social Behaviour (ASB) recorded?

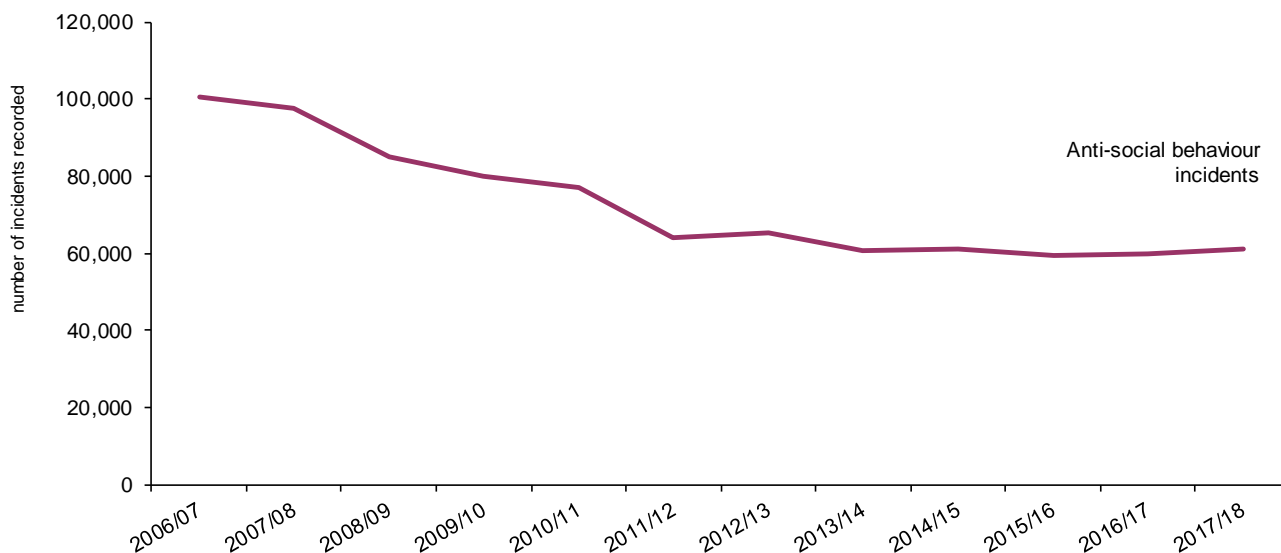
Anti-social behaviour incident data are output from a command and control system which is used to respond to calls for service from members of the public by prioritising the call and tasking the appropriate police response. Each incident is closed off using codes and definitions set out in the [National Standard for Incident Recording](#) (NSIR), designed to provide a common approach to be followed by police forces in England, Wales and Northern Ireland in classifying the broad range of calls for service received.

These figures should be interpreted as 'calls for service' rather than as figures which reflect the true level of victimisation. As they relate only to those anti-social behaviour incidents reported to the police (and may exclude incidents reported to other agencies such as local councils), they only provide an indication of the true extent of reported anti-social behaviour.

2. What is happening to levels of anti-social behaviour over the longer term?

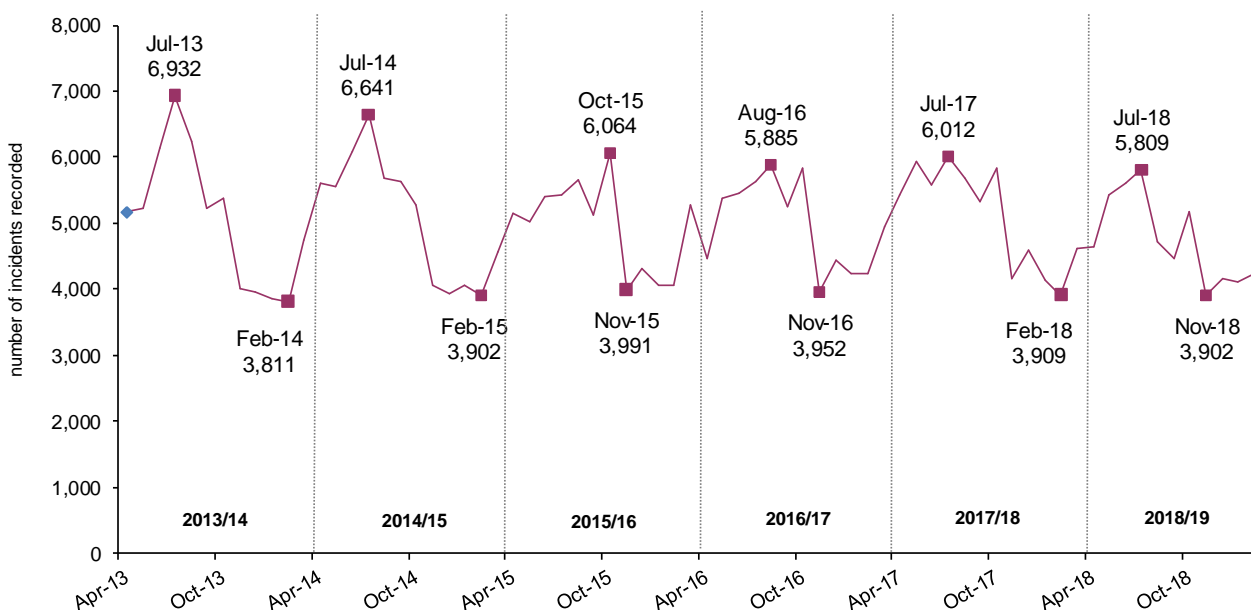
Since 2006/07 there has been a general decline in the number of anti-social behaviour incidents recorded. The latest levels are around three fifths of those seen at the start of the series. [Figure 1]

Figure 1 Trends in anti-social behaviour incidents recorded by the police since 2006/07



Anti-social behaviour incidents tend to show higher levels in July, August and October of each year. There is usually a sharp fall in incidents between October and November, followed by lower levels between November and February/March. Figure 2 shows this pattern over the last five financial years and the pattern in the current financial year 2018/19.

Figure 2 Anti-social behaviour incidents recorded by the police each month April 2013 to February 2019, showing highest and lowest levels in each financial year

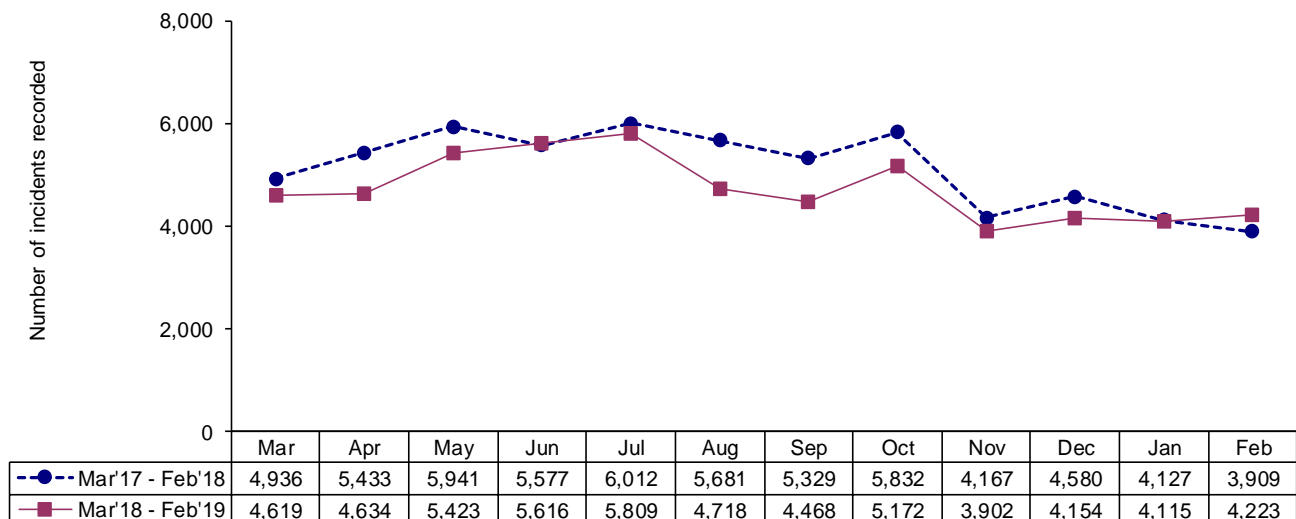


3. What has been happening to levels of anti-social behaviour more recently?

In 12 months from 1st March 2018 to 28th February 2019:

- There were 56,853 anti-social behaviour incidents in Northern Ireland, a decrease of 4,671 (7.6%) on the previous 12 months. This compares with the slight increases seen during 2016/17 and 2017/18. [Table 1 and Figure 1]
- While the trend generally followed the same direction as that seen in the previous twelve months, levels have been lower since March 2018 when compared with the same months March 2017 to February 2018, with the exceptions of June 2018 and February 2019. The level in June 2018 was 38 incidents higher than that seen in June 2017 and the level in February 2019 was 314 incidents higher than that in February 2018. August showed the largest difference, with August 2018 being 963 incidents lower than August 2017. [Figure 3]
- The latest month (February 2019) was 108 incidents higher than January 2019; February levels have mostly been higher than those in January since the start of the data series in 2006/07. [[Accompanying spreadsheet Pivot Table](#) and [OpenDataNI website, Anti-Social Behaviour Monthly Data](#)]

Figure 3 Anti-social behaviour incidents recorded by the police, March 2017 to February 2019



4. What has been happening in policing districts?

When comparing the current and previous 12 months, Fermanagh & Omagh was the only policing district that showed higher levels of anti-social behaviour. Seven of the eleven policing districts showed lower levels in February 2019 compared with January 2019. [Table 1 and [Accompanying spreadsheet](#) Pivot Table]

Figure 4 Anti-social behaviour incidents recorded by police in the 12 months to 28 February 2019 compared with the previous 12 months; percentage change by policing district

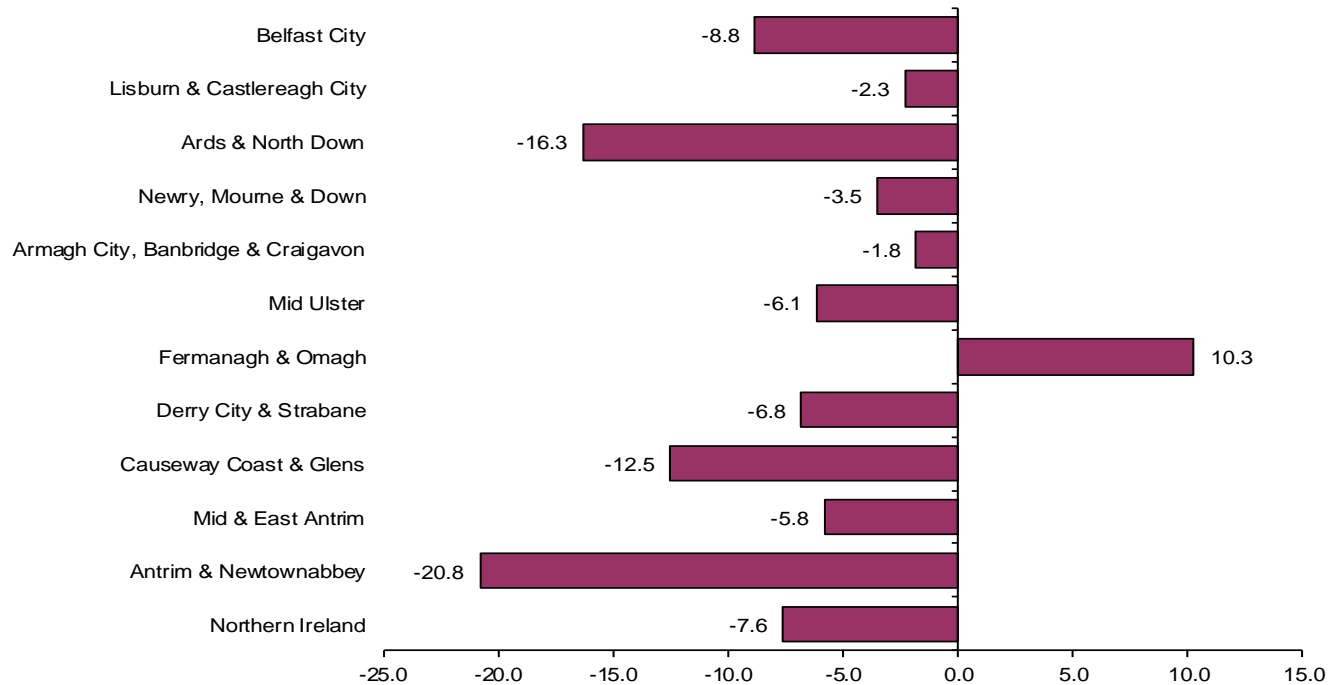


Table 1 Anti-social behaviour incidents recorded by police by policing district

Numbers and percentages

Policing district	Anti-Social Behaviour Incidents			
	Mar'17-Feb'18	Mar'18-Feb'19	change	% change
Belfast City	18,821	17,170	-1,651	-8.8
<i>East</i> ¹	3,454	3,076	-378	-10.9
<i>North</i> ¹	4,940	4,761	-179	-3.6
<i>South</i> ¹	6,801	5,978	-823	-12.1
<i>West</i> ¹	3,626	3,355	-271	-7.5
Lisburn & Castlereagh City	3,207	3,133	-74	-2.3
Ards & North Down	5,008	4,193	-815	-16.3
Newry, Mourne & Down	5,131	4,952	-179	-3.5
Armagh City, Banbridge & Craigavon	6,286	6,175	-111	-1.8
Mid Ulster	3,183	2,989	-194	-6.1
Fermanagh & Omagh	2,718	2,997	279	10.3
Derry City & Strabane	5,009	4,667	-342	-6.8
Causeway Coast & Glens	4,008	3,507	-501	-12.5
Mid & East Antrim	3,953	3,724	-229	-5.8
Antrim & Newtownabbey	4,200	3,327	-873	-20.8
No district assigned	0	19	19	-
Northern Ireland	61,524	56,853	-4,671	-7.6

¹ Belfast City policing district has four local policing teams based in Lisburn Road (South), Tennent Street (North), Strandtown (East) and Woodbourne (West).

'-' indicates that a percentage change is not reported because the base number of incidents is less than 50

Please note: Policing district totals will not add to the Northern Ireland total as there will be some incidents not allocated to a policing district (eg incidents occurring on a motorway or those with an unrecognised address).

5. Background and Data Quality

Data collection and data accuracy

Data on anti-social behaviour incidents reported to the police have been compiled since the NSIR was introduced in April 2006. Between April 2006 and March 2011, ASB incidents were split into fourteen different incident types, and these categories were used as the basis on which ASB incident levels were reported. Following Home Office national guidance introduced on 1 April 2011 on how police forces record ASB incidents, the existing approach was changed to focus more on the needs of the caller or risk to the caller rather than the previous approach which centred on categorising the type of ASB incident. As a result the number of ASB incident types has been reduced from fourteen to three. The focus is now on how the ASB incident being reported impacts on the caller, with emphasis placed on identifying the vulnerable individuals, communities and environments most at risk.

While the national guidance and incident types for recording anti-social behaviour changed from 1 April 2011, the overall levels before and after this change appear to be sufficiently comparable for a time series of figures recorded under both the previous and the current guidance to be produced. However it should be noted that the figures prior to 1 April 2011 exclude the incident type 'Hoax Calls to Emergency Services', which was one of the fourteen incident types in use between 2006/07 and 2010/11. Incidents of this nature were removed from the Anti-Social Behaviour category and placed in the Public Safety and Welfare category from the start of April 2011. This incident type was removed from figures prior to 1 April 2011 to maintain data comparability.

As anti-social behaviour incidents are extracted from an operational system whose primary function is to prioritise and respond to calls for service from members of the public, the data will always be subject to change. Incidents of anti-social behaviour are not individually checked for compliance with the National Standard for Incident Recording by the PSNI's Statistics Branch. However Statistics Branch conduct audits of anti-social behaviour incidents as required. Common types of errors in the application of incident closure codes identified through the audit process are fed back to relevant staff.

How the data is used

Anti-social behaviour incident statistics have been collated by PSNI since 2006/07. They are used widely within PSNI as management information and to monitor performance against the Policing Plan. The figures are also used by government departments and other voluntary and statutory agencies to inform debate and policy development regarding anti-social behaviour in Northern Ireland.

Additional data available to accompany this release

This release provides an overview of anti-social behaviour incidents recorded by the police in the 12 months to February 2019. Additional data is available to supplement the information contained in this bulletin. The data is available in both [excel spreadsheet](#) and [open document spreadsheet](#) formats.

A dataset providing monthly data since 2008/09 is available on the [OpenDataNI website](#) and is updated with in-year data on a quarterly basis (updates in late July, October, January and May).

Web links to other information you may be interested in

Police Recorded Crime Statistics: The latest publications, along with those that have been archived, can be accessed through:

<https://www.psni.police.uk/inside-psni/Statistics/police-recorded-crime-statistics/>

Northern Ireland Crime Survey: Results from this survey, including information on perceptions of anti-social behaviour, are available on the Department of Justice website <https://www.justice-ni.gov.uk/articles/northern-ireland-crime-survey>

NINIS: Figures are available for a range of additional geographic areas through the [Northern Ireland Neighbourhood Information System \(NINIS\)](#). These figures are updated on an annual basis.

Crime Mapper: Provisional management information drawn from police anti-social behaviour and crime figures, published at street level each month, is available through the [police crime mapping website](#). The figures on the crime mapping website will differ from those provided in this release as they have been extracted from the police administrative system on different dates, and also require a grid reference in order to be mapped.

Anti-social behaviour in England & Wales: Anti-social behaviour figures are included within the publications on Crime in England and Wales, which are available from the Crime and justice webpage (see section on Other related figures) <https://www.ons.gov.uk/peoplepopulationandcommunity/crimeandjustice>.

Copies of other PSNI publications are available from the PSNI website:

<https://www.psni.police.uk/inside-psni/Statistics/>