

Police Service of Northern Ireland

Police Issued Fixed Penalty Notice Statistics for Traffic Offences in Northern Ireland

Annual Report 2013

Covering the reporting period
1st January 2013 – 31st December 2013

Published 28th March 2014

Contact: Fixed Penalty Statistician, Statistics Branch, Operational Support Department

Lisnasharragh, 42 Montgomery Road, Belfast, Northern Ireland, BT6 9LD

Web: www.psni.police.uk

Tel: 02890 650222 Ext: 24135 Email: statistics@psni.police.uk

Police Issued Fixed Penalty Notice Statistics for Traffic Offences in Northern Ireland: Annual Report 2013

Published 28th March 2014

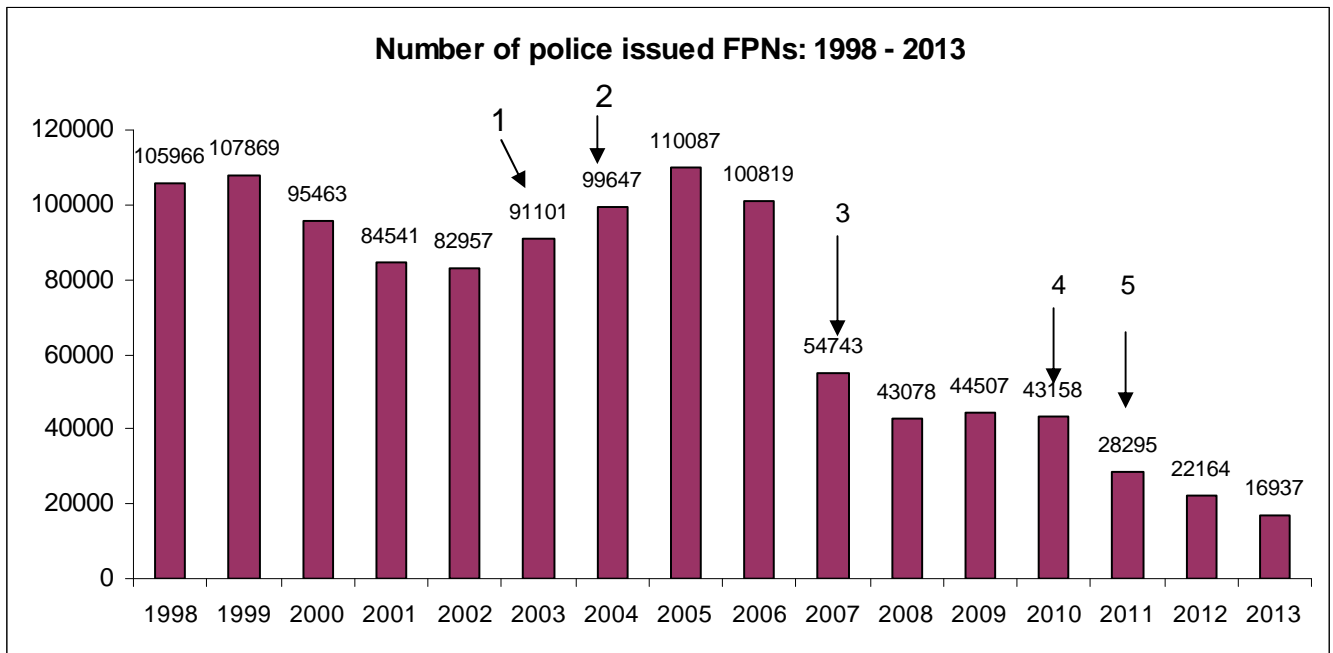
This report presents the fixed penalty notice statistics issued by the police for the period 1st January 2013 to the 31st December 2013. It excludes those persons detected by the Northern Ireland Road Safety Partnership. Further information on context and background is provided in the Notes section of this report and in the [FPN User Guide](#) on the [PSNI website](#). A further breakdown of the information provided in this report can be found in the [Accompanying spreadsheet](#) which is also published on the PSNI website. FPNs are only one of a number of disposals available to police officers when dealing with traffic offences.

Key Results 2013

- In 2013, there were 16,937 Fixed Penalty Notices (FPNs) issued by the Police in Northern Ireland, compared with 22,164 issued in 2012, a decrease of 5,227 (24%).
- December 2013 was the only month where there was an increase in the number of issued FPNs when compared to 2012 (an increase of 9%).
- Just over one quarter (28%) of all FPNs issued was for the offence of using a hand held mobile phone (4,704). This is a decrease of 14% on the number issued for the same offence in 2012.
- A further quarter (26%) of all FPNs were issued for speeding offences (4,410). This figure excludes those drivers detected by the police for speeding and who have since completed a Speed Awareness Course (1,300¹) and it also excludes those caught by the Northern Ireland Road Safety Partnership, which is managed and reported independently of the PSNI.
- Males accounted for almost three quarters (72%) of all those issued with a FPN in 2013.
- Over the last 16 years the number of FPNs issued by the police has decreased by 84%. This is largely due to the decriminalisation of the majority of parking and waiting offences in late 2006 and also the introduction of the Speed Awareness Course and Discretionary Disposals as disposal options available to police officers in more recent years.

¹ 1,300 drivers detected for speeding offences by police officers in 2013 have completed a Speed Awareness Course. This figure is provisional and subject to change

Trend Information



1. Legislation changed to enforce seatbelt offences with FPNs in place of advice and warning
2. Introduction of 'Using hand held mobile phone' offence in March 2004
3. Majority of parking offences no longer enforced by PSNI from 29th Oct 2006
4. Speed awareness course introduced in June 2010 as a method of disposal instead of receiving a FPN for speeding offences
5. Discretionary Disposals introduced during 2011 as an alternative method of disposal for dealing with traffic offences

The number of FPNs issued has decreased from 105,966 in 1998 to 16,937 in 2013 (a decrease of 84%). A large proportion of the decrease is due to the introduction of the Traffic Management (NI) Order 2005 which came into effect on 30th October 2006. This legislation decriminalised the vast majority of parking and waiting offences in Northern Ireland. Responsibility for enforcement of parking/waiting restrictions is now the responsibility of Traffic Attendants employed by National Car Parks Limited on behalf of DRD Road Services.

In addition the introduction of discretionary disposals in 2011 as an alternative disposal for police officers dealing with traffic offences has had a significant impact on the number of police issued FPNs in recent years.

Number of issued FPNs by offence group² and month: 2013

2013	Jan	Feb	Mar	Apr	May	Jun	July	Aug	Sep	Oct	Nov	Dec	Total
Speeding Offences*	211	392	333	426	458	278	314	424	422	525	389	238	4410
Breach of Signs & Signals	74	66	90	74	87	47	45	46	37	60	88	29	743
Construction & Use**	107	117	142	113	104	61	78	81	117	98	95	108	1221
Lighting Offences	80	64	65	64	58	34	32	34	43	54	50	64	642
Tacograph Offences	9	8	6	6	2	3	3	5	4	10	2	2	60
Pedestrian Offences	3	5	8	2	8	2	2	3	4	2	4	13	56
Pedal cyclist Offences	1	0	2	0	0	0	1	1	3	1	1	2	12
Seatbelt Offences	59	85	107	94	103	73	85	66	104	82	62	45	965
Miscellaneous Offences	15	10	11	21	15	9	10	20	17	13	11	11	163
Parking Offences	70	75	115	98	115	55	30	49	71	163	105	89	1035
Careless / Inconsiderate Driving	80	92	83	81	75	71	86	89	90	109	96	93	1045
Dangerous Driving	5	4	8	5	3	1	5	1	7	4	8	5	56
Using Hand Held Mobile Phone	250	387	516	500	459	329	359	369	420	449	365	301	4704
No Insurance	31	48	56	55	43	26	33	48	50	68	54	78	590
No Vehicle Test Certificate	76	82	112	143	107	66	67	61	95	138	124	164	1235
Total	1071	1435	1654	1682	1637	1055	1150	1297	1484	1776	1454	1242	16937

*A further 1,300 drivers detected for speeding offences by police officers completed a Speed Awareness Course instead of receiving a FPN. Please note this does not include any figures for drivers detected for speeding offences through the Northern Ireland Road Safety Partnership.

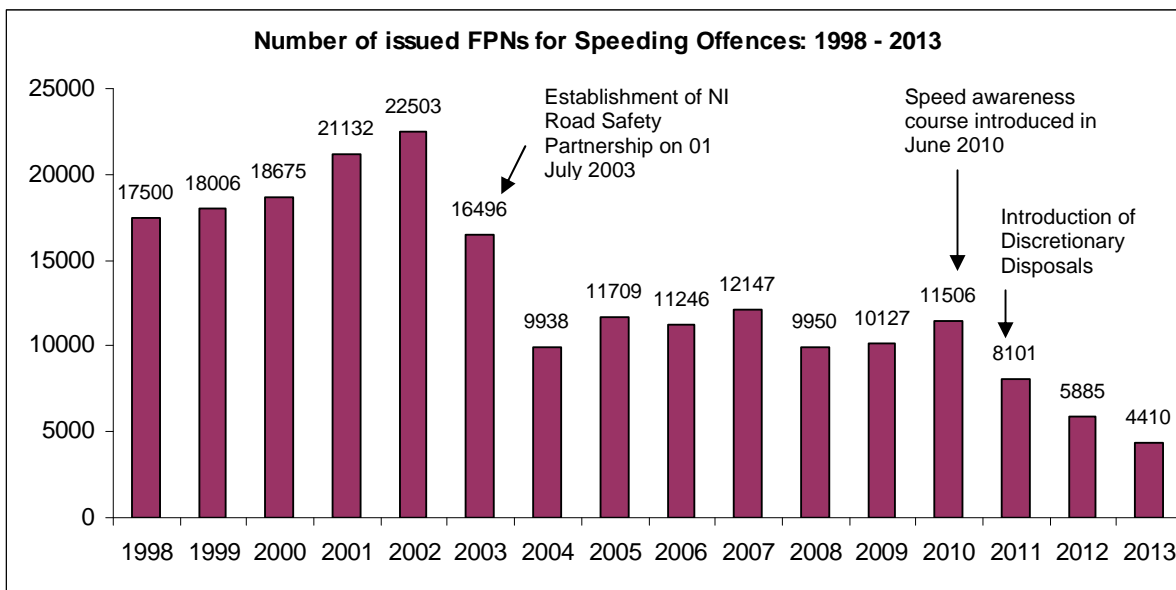
**Construction & Use offences include defective tyre, defective exhaust, excess noise, incorrect form of registration mark and no number plate

² Please note an offence group can be made up of many individual offences. A list of the individual offences within each group is available in the FPN User Guide on the PSNI website.

Speeding Offences

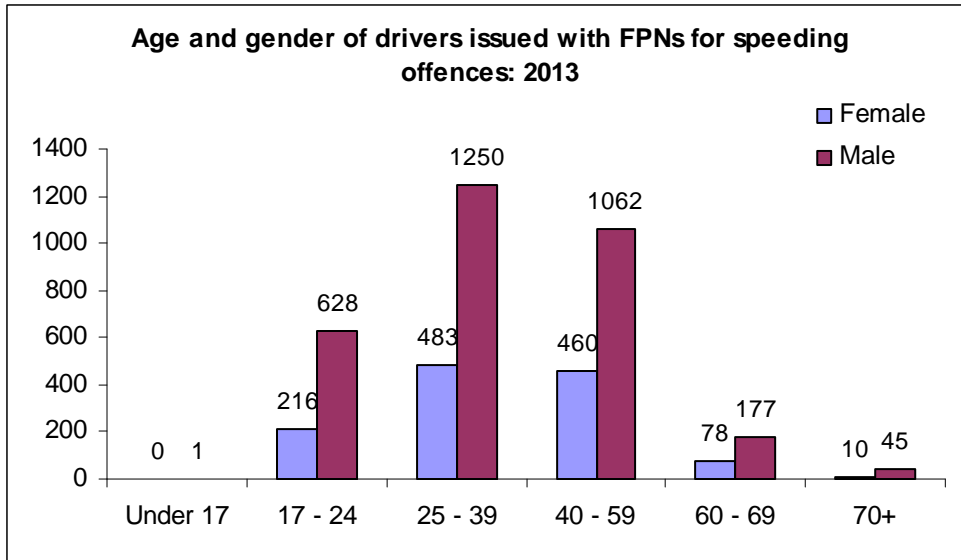
The number of FPNs issued for speeding offences has decreased from 17,500 in 1998 to 4,410 in 2013 (a decrease of 75%). A large proportion of this decrease can be explained by the establishment of the NI Road Safety Partnership which was introduced on 1st July 2003 and then the introduction in June 2010 of the option of attendance at a speed awareness course.

More than one in four (26%) of all issued FPNs in 2013 were issued for speeding offences. One quarter (25%) were issued at the weekend (Saturday or Sunday) while one quarter of all speeding FPNs were issued between 9am and midday. Males accounted for 72% of all drivers issued with a FPN for speeding offences.



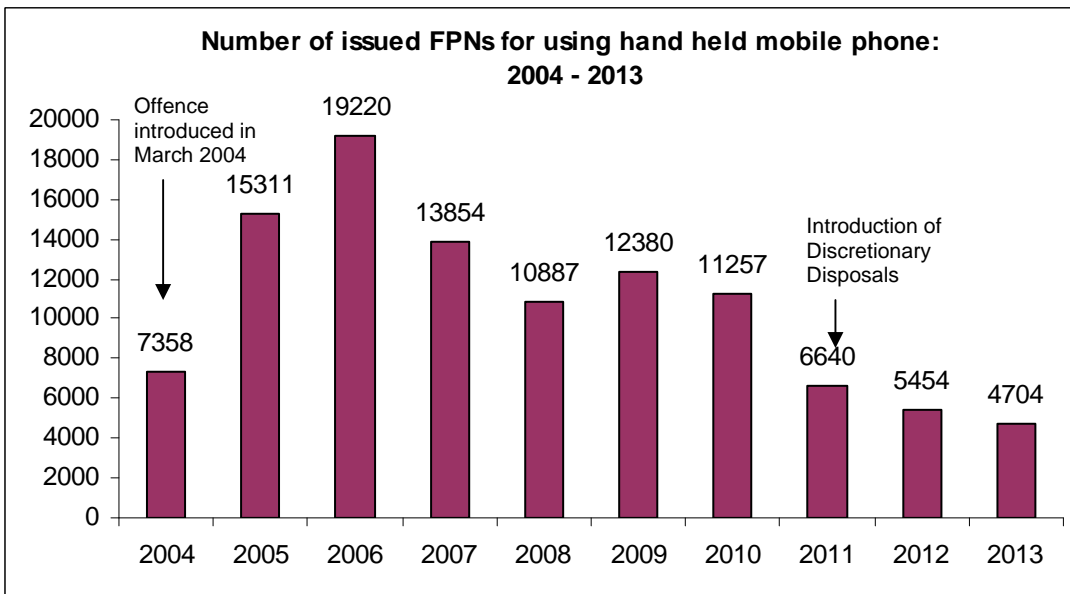
Number of issued FPNs for speeding offences by time of day and day of week: 2013

	0000-0259	0300-0559	0600-0859	0900-1159	1200-1459	1500-1759	1800-2059	2100-2359	Total
Sunday	59	7	16	139	84	74	78	75	532
Monday	16	7	20	149	122	137	77	61	589
Tuesday	14	1	35	163	102	104	96	56	571
Wednesday	16	7	53	130	111	139	130	84	670
Thursday	26	13	42	188	168	149	96	69	751
Friday	19	6	44	218	164	105	73	113	742
Saturday	35	2	15	126	102	77	94	104	555
Total	185	43	225	1113	853	785	644	562	4410



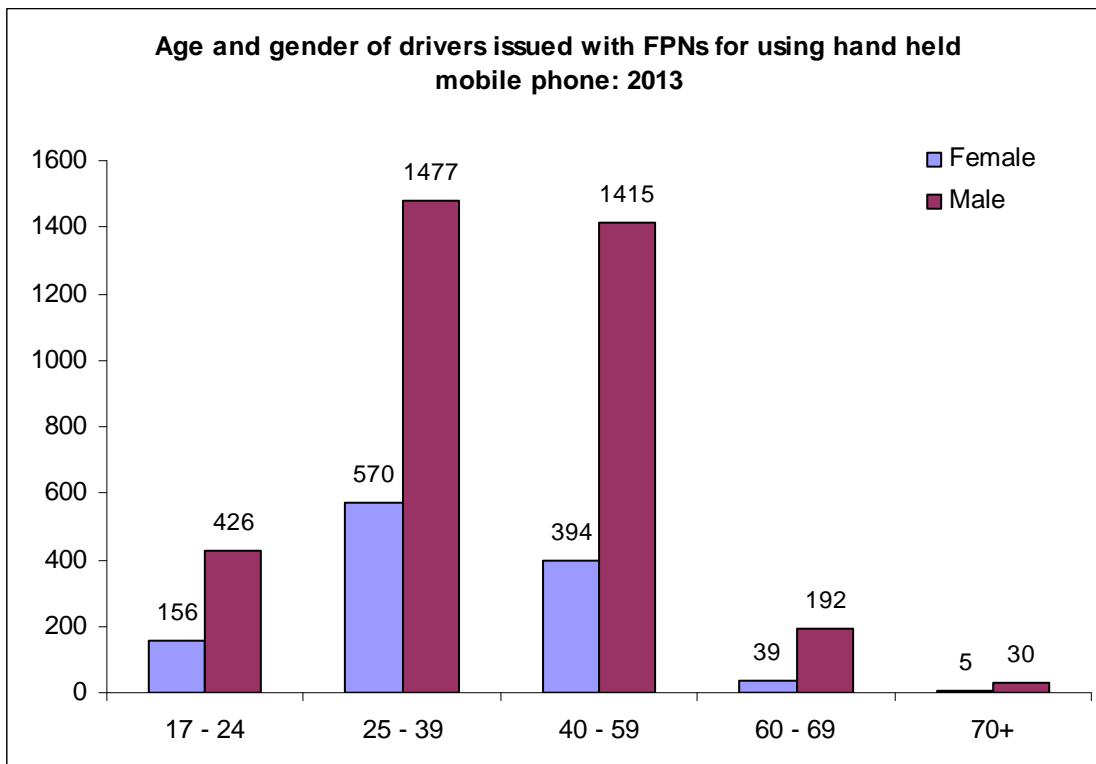
Using hand held mobile phone

The number of FPNs issued for using hand held mobile phone has decreased from 7,358 in 2004 to 4,704 in 2013 (a decrease of 36%). The offence of using hand held mobile phone accounted for more than one quarter of all FPNs in 2013. Almost one in five of FPNs for this offence (19%) were issued on a Thursday, while 30% were issued between 9am and midday. Males accounted for 75% of all drivers issued with a FPN for using a hand held mobile phone.



Number of issued FPNs for using hand held mobile phone by time of day and day of week: 2013

	0000-0259	0300-0559	0600-0859	0900-1159	1200-1459	1500-1759	1800-2059	2100-2359	Total
Sunday	20	1	5	58	56	51	33	10	234
Monday	7	0	24	206	180	208	57	18	700
Tuesday	3	0	29	238	202	236	63	13	784
Wednesday	4	2	31	226	195	233	77	21	789
Thursday	0	1	28	292	244	242	74	23	904
Friday	5	2	47	255	228	224	95	23	879
Saturday	11	0	12	116	107	95	48	25	414
Total	50	6	176	1391	1212	1289	447	133	4704

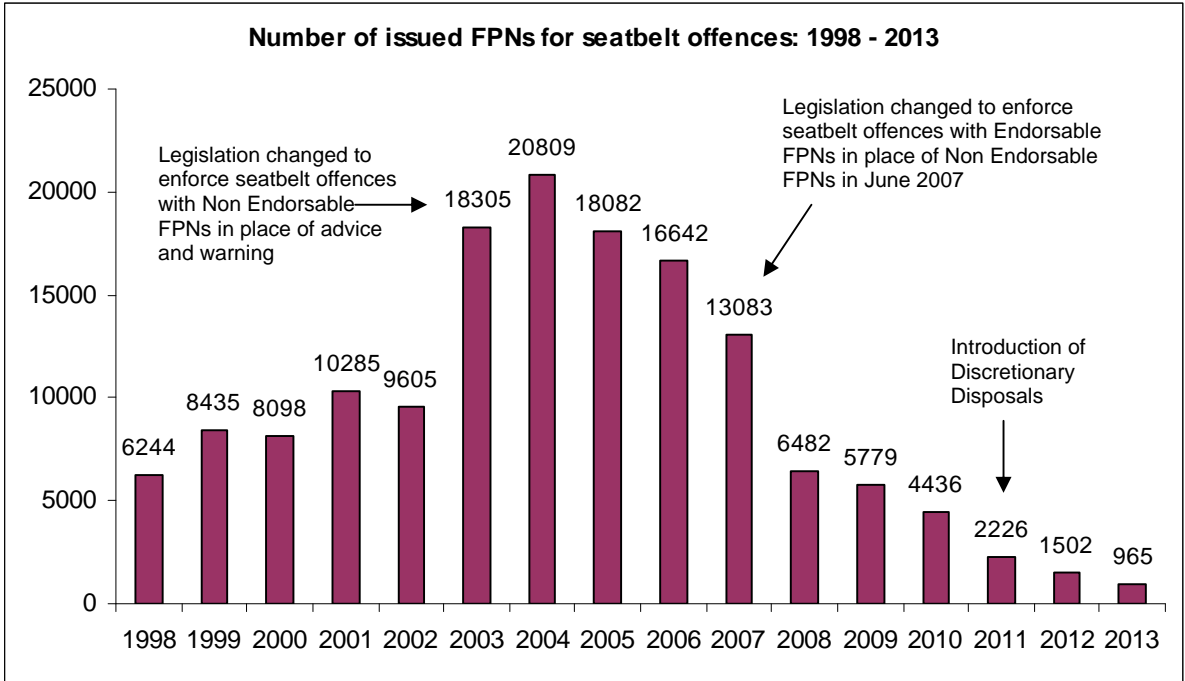


Seatbelt Offences

The number of FPNs issued for seatbelt offences has decreased from 6,244 in 1998 to 965 in 2013 with a high of 20,809 being issued in 2004. A large proportion of the increase from 2002 to 2003 can be explained by a change in legislation coming in at that time which changed the type of enforcement for seatbelt offences from advice and warning to the issuing of a fixed penalty notice.

Seatbelt offences accounted for 6% of all FPNs issued in 2013. Almost one in six (17%) were issued on a Thursday, while over half (54%) were issued between 9am and 3pm. The month of March saw the highest number of FPNs issued for seatbelt offences. Males accounted for four fifths (81%) of FPNs issued for this offence and

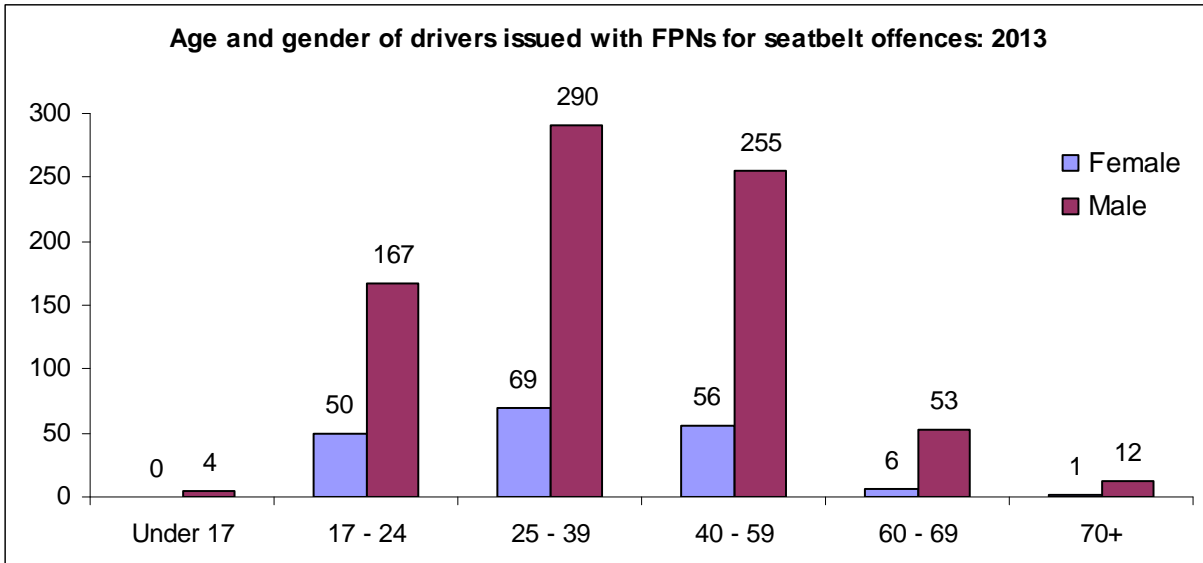
also persons aged 25 – 39 years of age accounted for over one third (37%) of FPNs for seatbelt offences.



Number of issued FPNs for seatbelt offences by time of day and day of week: 2013

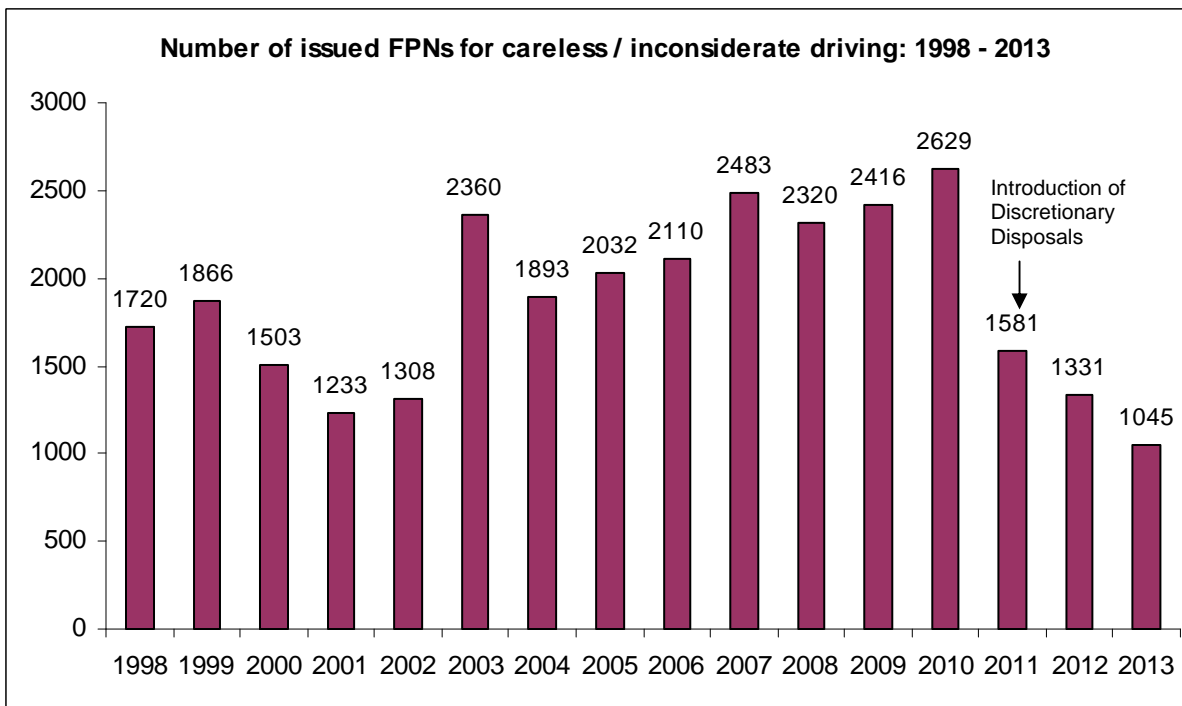
	0000-0259	0300-0559	0600-0859	0900-1159	1200-1459	1500-1759	1800-2059	2100-2359	Total
Sunday	9	0	3	14	33	22	16	7	104
Monday	1	0	8	45	34	25	15	6	134
Tuesday	2	3	6	48	36	48	13	6	162
Wednesday	4	0	5	41	44	30	16	1	141
Thursday	1	1	11	50	38	37	15	14	167
Friday	0	0	3	40	50	25	20	4	142
Saturday	7	0	1	22	24	24	27	10	115
Total	24	4	37	260	259	211	122	48	965

NOT PROTECTIVELY MARKED



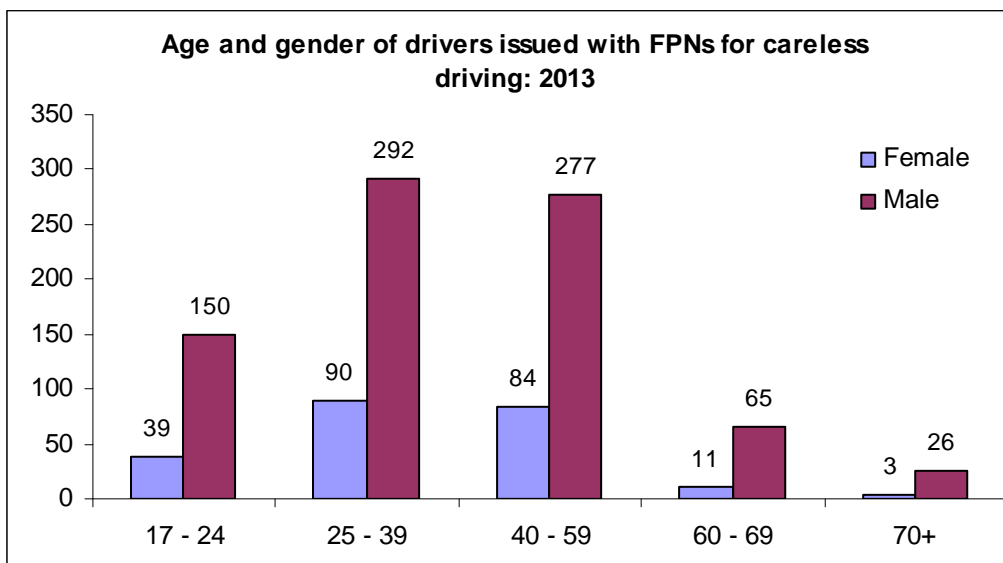
Careless Driving

The number of FPNs issued for careless driving has decreased from 1,720 in 1998 to 1,045 in 2013 (a decrease of 39%). Issued FPNs for careless driving accounted for 6% of all FPNs issued in 2013. Over one fifth (21%) were issued between 9am and midday while 18% were issued on a Friday. Males accounted for over three quarters (78%) of careless driving FPNs issued and 25 – 39 year olds accounted for over a third (37%) of FPNs issued for this offence.



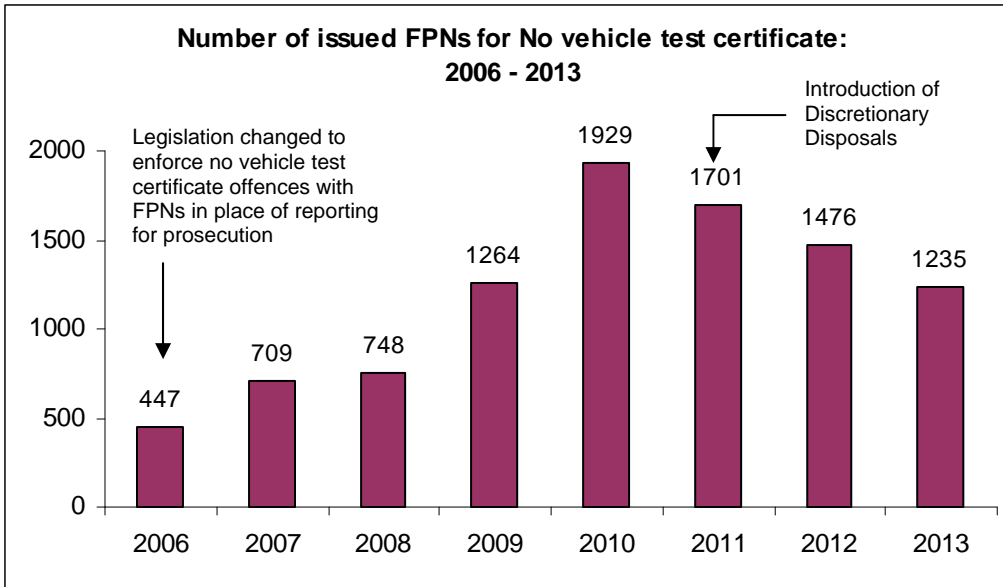
Number of issued FPNs for careless driving by time of day and day of week:
2013

	0000-0259	0300-0559	0600-0859	0900-1159	1200-1459	1500-1759	1800-2059	2100-2359	Total
Sunday	24	3	0	15	18	16	18	17	111
Monday	9	1	11	28	27	18	19	8	121
Tuesday	13	1	19	35	25	38	25	11	167
Wednesday	4	3	20	33	32	42	17	15	166
Thursday	5	2	13	41	25	34	22	12	154
Friday	9	1	12	39	38	37	30	21	187
Saturday	18	2	6	26	17	27	23	20	139
Total	82	13	81	217	182	212	154	104	1045



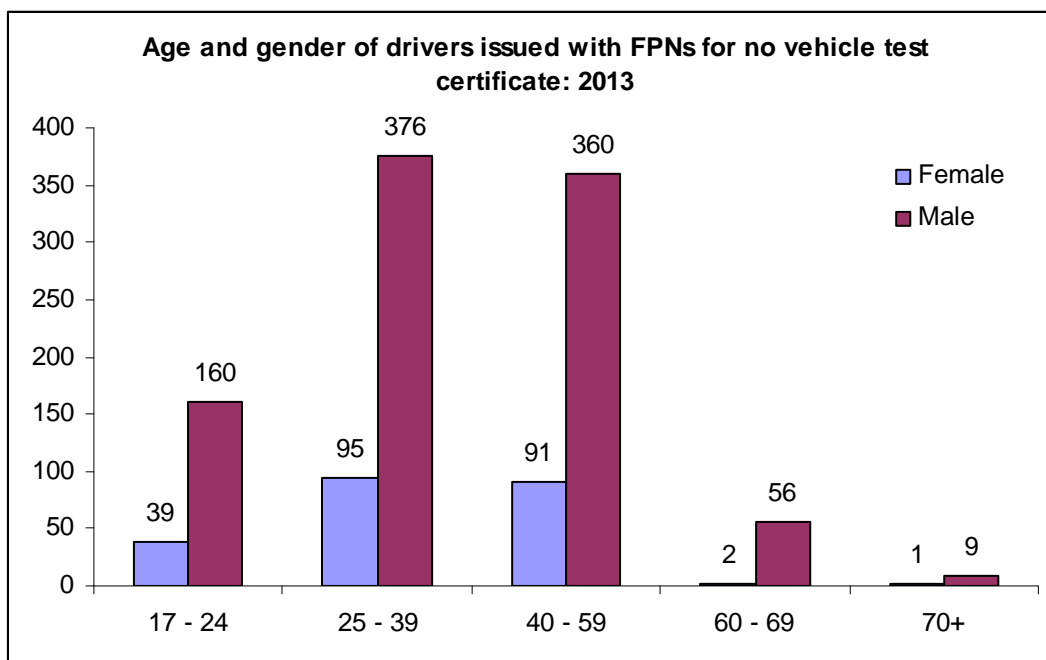
No Vehicle Test Certificate

The number of FPNs issued for no vehicle test certificate has increased from 447 in 2006 to 1,235 in 2013. Issued FPNs for no vehicle test certificate accounted for 7% of all FPNs issued in 2013. One fifth (20%) were issued between 9am and midday while 18% were issued on a Friday. Males accounted for over three quarters (78%) of FPNs issued for no vehicle test certificate and 25 – 39 year olds accounted for over a third (38%) of FPNs issued for this offence.



Number of issued FPNs for no vehicle test certificate by time of day and day of week: 2013

	0000-0259	0300-0559	0600-0859	0900-1159	1200-1459	1500-1759	1800-2059	2100-2359	Total
Sunday	27	4	1	20	24	33	22	22	153
Monday	12	2	8	40	22	41	23	17	165
Tuesday	20	2	10	27	27	32	20	29	167
Wednesday	13	1	10	29	36	32	20	28	169
Thursday	7	10	7	44	34	24	23	17	166
Friday	15	2	6	60	39	21	32	47	222
Saturday	28	4	3	30	30	25	33	40	193
Total	122	25	45	250	212	208	173	200	1235



Fixed Penalty Notice Types

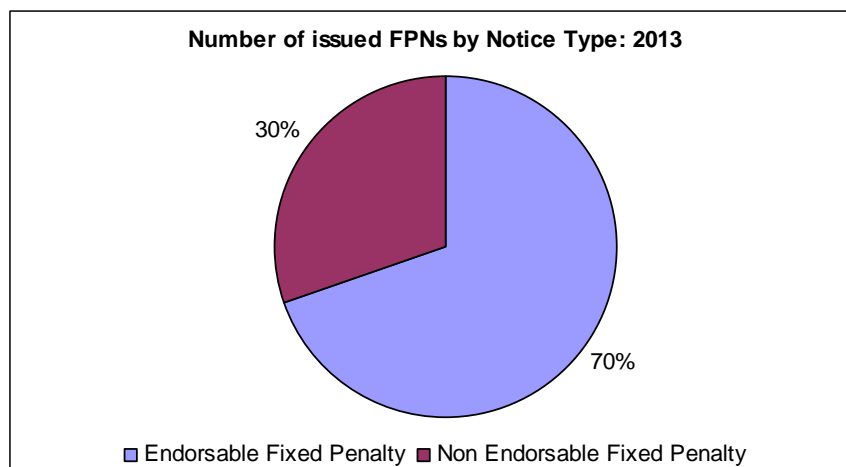
FPNs originated as an administrative way to deal with simple parking offences without referring such matters to the courts. The scheme was then expanded to cover minor road traffic offences in the mid 1980s and was again further expanded to incorporate Endorsable and Non Endorsable offences with the introduction of penalty points in October 1997.

Non Endorsable offences are those which don't result in penalty points on your licence and which incur a fine of £30. The standard fine for Endorsable offences is £60 along with three penalty points. More serious offences such as driving without insurance can incur fines of up to £200 and six points. Fine collection and revenue reporting are managed by NI Court Service.

Over two thirds of those FPNs issued in 2013 were Endorsable fixed penalty offences (11,807) with almost one third Non Endorsable (5,130).

Number of issued FPNs by notice type and month: 2012 and 2013

	2012			2013			Change	
	Endorsable Fixed Penalty	Non Endorsable Fixed Penalty	Total	Endorsable Fixed Penalty	Non Endorsable Fixed Penalty	Total	Number	%
Jan	1182	703	1885	638	433	1071	-814	-43.2
Feb	1216	750	1966	1011	424	1435	-531	-27.0
Mar	1543	839	2382	1109	545	1654	-728	-30.6
Apr	1541	701	2242	1169	513	1682	-560	-25.0
May	1534	719	2253	1155	482	1637	-616	-27.3
Jun	1109	541	1650	786	269	1055	-595	-36.1
July	1201	464	1665	882	268	1150	-515	-30.9
Aug	1118	388	1506	985	312	1297	-209	-13.9
Sep	1100	620	1720	1094	390	1484	-236	-13.7
Oct	1330	802	2132	1241	535	1776	-356	-16.7
Nov	1035	593	1628	982	472	1454	-174	-10.7
Dec	636	499	1135	755	487	1242	107	9.4
Total	14545	7619	22164	11807	5130	16937	-5227	-23.6

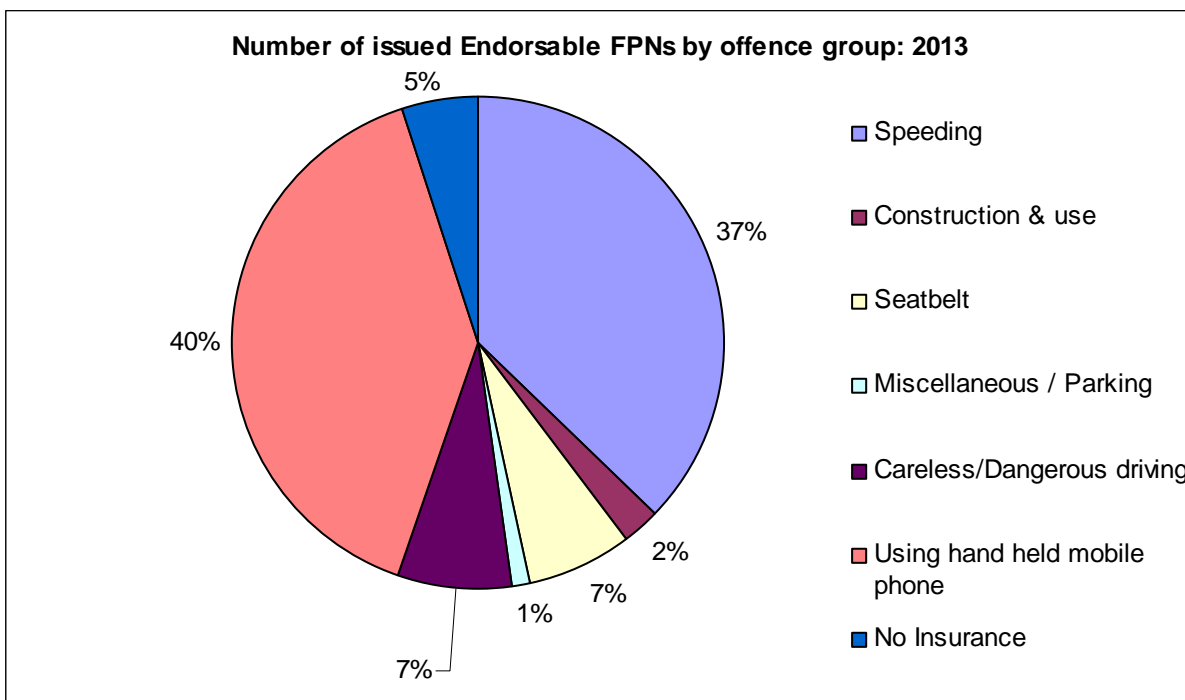


Endorsable FPNs

Endorsable FPNs accounted for over two-thirds (11,807, 70%) of all issued FPNs in 2013. Persons aged 25 – 39 represent two fifths of those issued with an Endorsable FPN, followed by persons aged 40 – 54 (36%). Females accounted for one quarter of all issued Endorsable FPNs, while males accounted for 75%. Speeding was the most common offence that Endorsable FPNs were issued for amongst females (accounting for 42% of all Endorsable FPNs issued to females). Using a hand held mobile phone was the most common offence that Endorsable FPNs were issued for amongst males (accounting for 40% of all Endorsable FPNs issued to males).

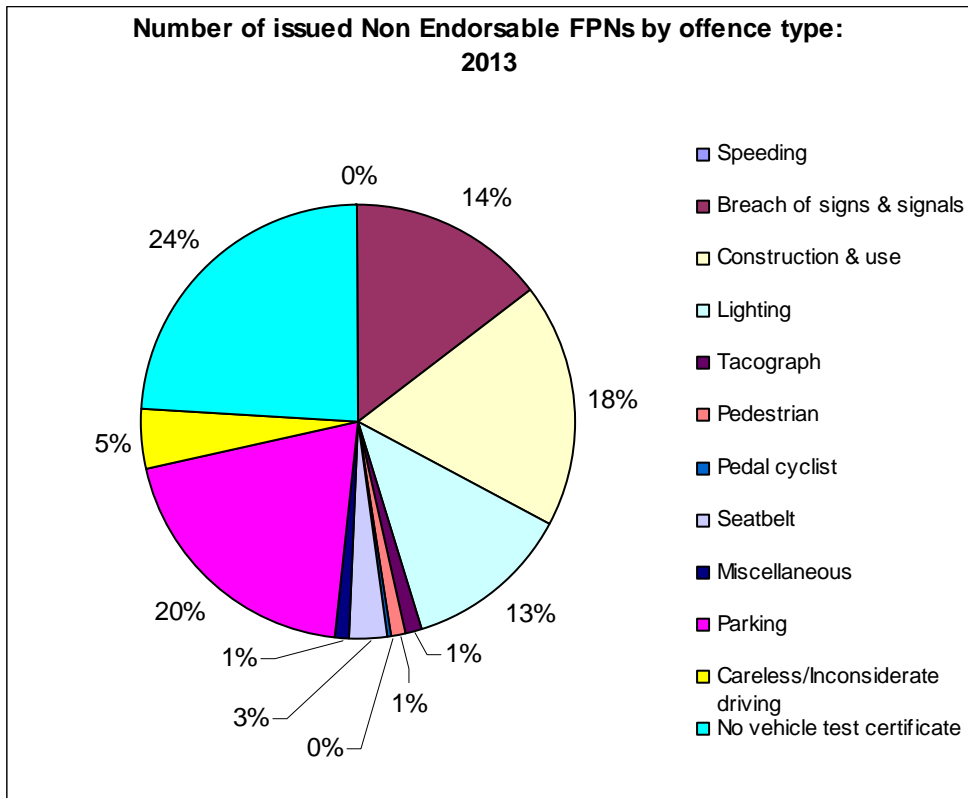
Number of issued Endorsable FPNs by offence type, gender and age: 2013

	Gender			Age						
	Female	Male	Total	< 17	17 - 24	25 - 39	40 - 54	55 - 69	70+	Total
Speeding	1246	3157	4403	1	842	1729	1521	255	55	4403
Construction & use	39	253	292	0	114	96	70	9	3	292
Seatbelt	152	671	823	1	150	307	295	57	13	823
Miscellaneous	17	89	106	0	57	28	19	2	0	106
Parking	6	14	20	0	3	12	4	1	0	20
Careless/ Inconsiderate driving	184	629	813	0	139	282	300	64	28	813
Dangerous driving	4	52	56	0	26	13	13	2	2	56
Using hand held mobile phone	1164	3540	4704	0	582	2047	1809	231	35	4704
No Insurance	176	414	590	0	119	259	195	12	5	590
Total	2988	8819	11807	2	2032	4773	4226	633	141	11807



Non Endorsable FPNs

Non Endorsable FPNs accounted for 30% (5,130) of all issued FPNs in 2013. No vehicle test certificate accounted for almost one quarter (24%) of all Non Endorsable issued FPNs, followed by parking offences (1,015, 20%).



Definitions

Discretionary Disposal

Discretionary disposals were introduced to provide a speedy, effective outcome tailored to the needs of the victim. In addition they challenge offenders to recognise the impact of their behaviour. They can be used for a specified list of low level offences and are dealt with in this way rather than reporting the case to the Public Prosecution Service. In addition, the offender must have admitted to the offence before a discretionary disposal can be considered. This method of disposal was introduced in 2011.

Speed Awareness Courses

Drivers, depending on the speed at which they were detected, may be offered an opportunity to attend a Speed Awareness Course as an alternative to penalty points. The course which is available at six locations throughout Northern Ireland and delivered and managed by an appointed contractor must be attended within a period of 120 days from the date of detection. This method of disposal was introduced in June 2010. Certain restrictions apply to who can qualify for the speed awareness course option.

Notes

This report looks at all issued FPNs – both Endorsable and non Endorsable for 2013. It does not include FPNs issued to drivers who were detected for speeding through the NI Road Safety Partnership. Figures relating to those detected through the Partnership can be accessed via following link – [NI RSP](#)

A list of fixed penalty offences can be found at – [Fixed Penalty Offence Codes](#)

Please note in previous reports the offence of No insurance and No vehicle test certificate were presented within the offence group Miscellaneous. Also the offence of 'Parking within the limits of a Pelican Crossing' has been moved from the offence group Miscellaneous to Parking.

The number of FPNs issued by Police Area has been removed from this report as it has emerged that there is a technical issue with allocating the police area location. We are looking into resolving this issue.

Additional Data

Additional figures to accompany this report are published in a spreadsheet: [Accompanying spreadsheet](#)

Further Information

Further details on Fixed Penalty Notice Statistics are available in the User Guide at: [FPN User Guide](#)

This is a reference guide regarding the issues and definitions which are key to the production of FPN statistics.

Copies of other PSNI publications are available from the PSNI Internet site: [PSNI Publications](#)

For further information or to contact the responsible statistician in PSNI about the Police Issued Fixed Penalty Notice Statistics for Traffic Offences in Northern Ireland please:

Email: statistics@psni.police.uk;

Write to:
Fixed Penalty Statistician,
Statistics Branch,
Lisnasharragh,
42 Montgomery Road,
Belfast,
BT6 9LD;

or Telephone: 02890 650222 ext 24135