

Police Service of Northern Ireland

# Police Issued Fixed Penalty Notice and Discretionary Disposal Statistics for Traffic Offences in Northern Ireland

## Monthly Report

Covering the reporting period  
1<sup>st</sup> September 2014 – 31<sup>st</sup> August 2015

Published 30<sup>th</sup> September 2015

**Contact: Traffic Offences Statistician, Statistics Branch, Operational Support Department**  
Lisnasharragh, 42 Montgomery Road, Belfast, Northern Ireland, BT6 9LD  
Web: [www.psnl.police.uk](http://www.psnl.police.uk)  
Tel: 028 9065 0222 Ext: 24135 Email: [statistics@psnl.police.uk](mailto:statistics@psnl.police.uk)



Keeping People Safe

## Police Issued Fixed Penalty Notice and Discretionary Disposal Statistics for Traffic Offences in Northern Ireland: Monthly Update to 31st August 2015

Published 30<sup>th</sup> September 2015

This bulletin presents the most recent fixed penalty notice and discretionary disposal statistics issued by the police for traffic offences for the period 1<sup>st</sup> September 2014 to the 31<sup>st</sup> August 2015 based on figures that were compiled on 25<sup>th</sup> September 2015. Figures are provisional and will be subject to change. A further breakdown of the information provided in this report can be found in the [accompanying spreadsheet](#) which is also published on the PSNI website.

### Key Findings

- There were 27,394 Fixed Penalty Notices (FPNs) and discretionary disposals issued by the police for traffic offences in Northern Ireland in the 12 months from 1<sup>st</sup> September 2014 to the 31<sup>st</sup> August 2015 compared with 26,843 issued in the previous twelve months to 31<sup>st</sup> August 2014, an increase of 551 (2.1%) (Table 1).
- Endorsable FPNs accounted for just over half (15,386, 56.2%) of all FPNs and discretionary disposals from 1<sup>st</sup> September 2014 to the 31<sup>st</sup> August 2015 (Table 1).
- FPNs and discretionary disposals issued for speeding offences (6,821) accounted for 24.9% of all those issued. This does not include drivers detected for speeding through the Northern Ireland Road Safety Partnership or those police officer detections where drivers were given the option of attending a Speed Awareness Course.
- Just over one-fifth (21.3%) of FPNs and discretionary disposals, a total of 5,846 were issued for using hand held mobile phone in the 12 months to August 2015.
- The number of FPNs and discretionary disposals in the 12 months from 1<sup>st</sup> September 2014 to the 31<sup>st</sup> August 2015 issued to males was almost three times the number issued to females. (Figure 2)

NOT PROTECTIVELY MARKED

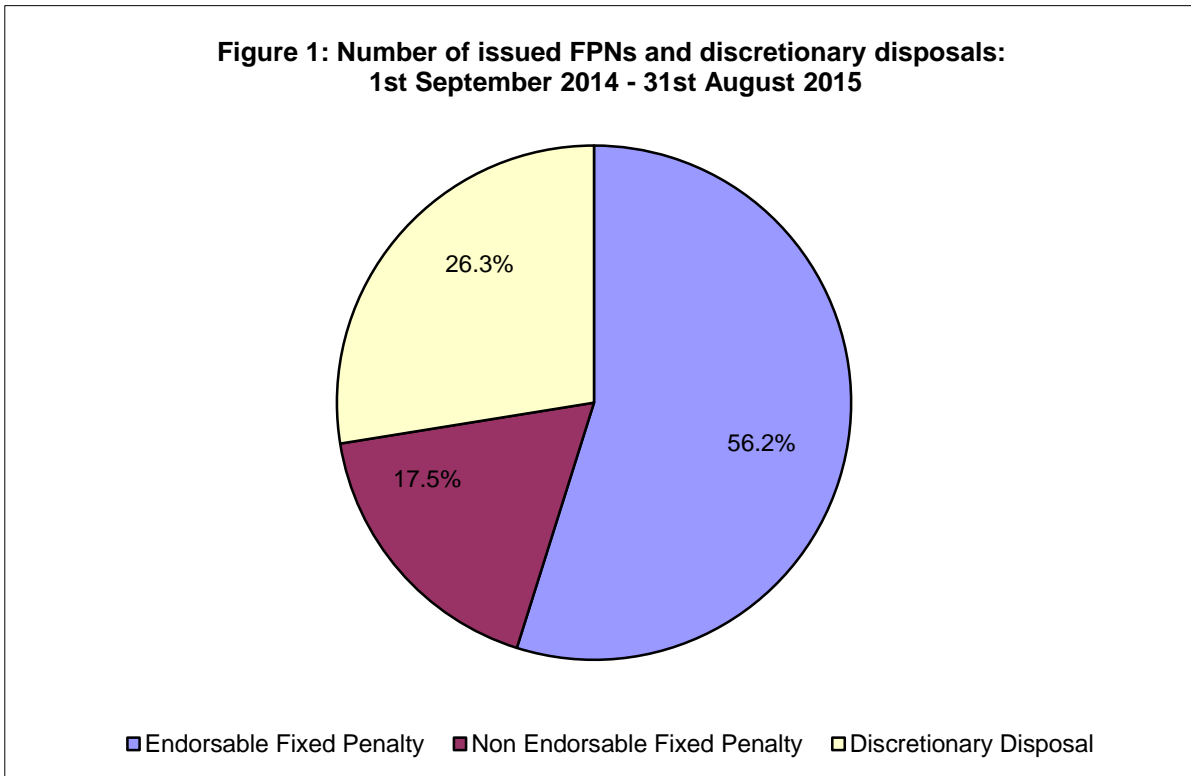
**Table 1: Number of police officer issued FPNs and discretionary disposals for Motoring Offences\***

	1st Sept 2013 – 31st Aug 2014				1st Sept 2014 – 31st Aug 2015				Change last 12 months	
	Endorsable Fixed Penalty	Non Endorsable Fixed Penalty	Discretionary Disposal	Total	Endorsable Fixed Penalty	Non Endorsable Fixed Penalty	Discretionary Disposal	Total	Number	%
Sept	1,094	390	813	<b>2,297</b>	1,676	466	419	<b>2,561</b>	264	11.5
Oct	1,241	535	842	<b>2,618</b>	1,764	481	461	<b>2,706</b>	88	3.4
Nov	982	472	766	<b>2,220</b>	1,126	410	567	<b>2,103</b>	-117	-5.3
Dec	755	487	684	<b>1,926</b>	1,169	505	1,109	<b>2,783</b>	857	44.5
Jan	860	408	769	<b>2,037</b>	1,281	523	866	<b>2,670</b>	633	31.1
Feb	1,110	537	693	<b>2,340</b>	1,264	527	584	<b>2,375</b>	35	1.5
Mar	978	499	788	<b>2,265</b>	1,470	423	524	<b>2,417</b>	152	6.7
Apr	917	410	696	<b>2,023</b>	1,269	292	570	<b>2,131</b>	108	5.3
May	930	554	636	<b>2,120</b>	1,191	311	564	<b>2,066</b>	-54	-2.5
June	898	399	742	<b>2,039</b>	1,192	284	513	<b>1,989</b>	-50	-2.5
July	1,360	418	750	<b>2,528</b>	1,117	277	521	<b>1,915</b>	-613	-24.2
Aug	1,129	390	911	<b>2,430</b>	867	297	514	<b>1,678</b>	-752	-30.9
<b>Total</b>	<b>12,254</b>	<b>5,499</b>	<b>9,090</b>	<b>26,843</b>	<b>15,386</b>	<b>4,796</b>	<b>7,212</b>	<b>27,394</b>	551	2.1

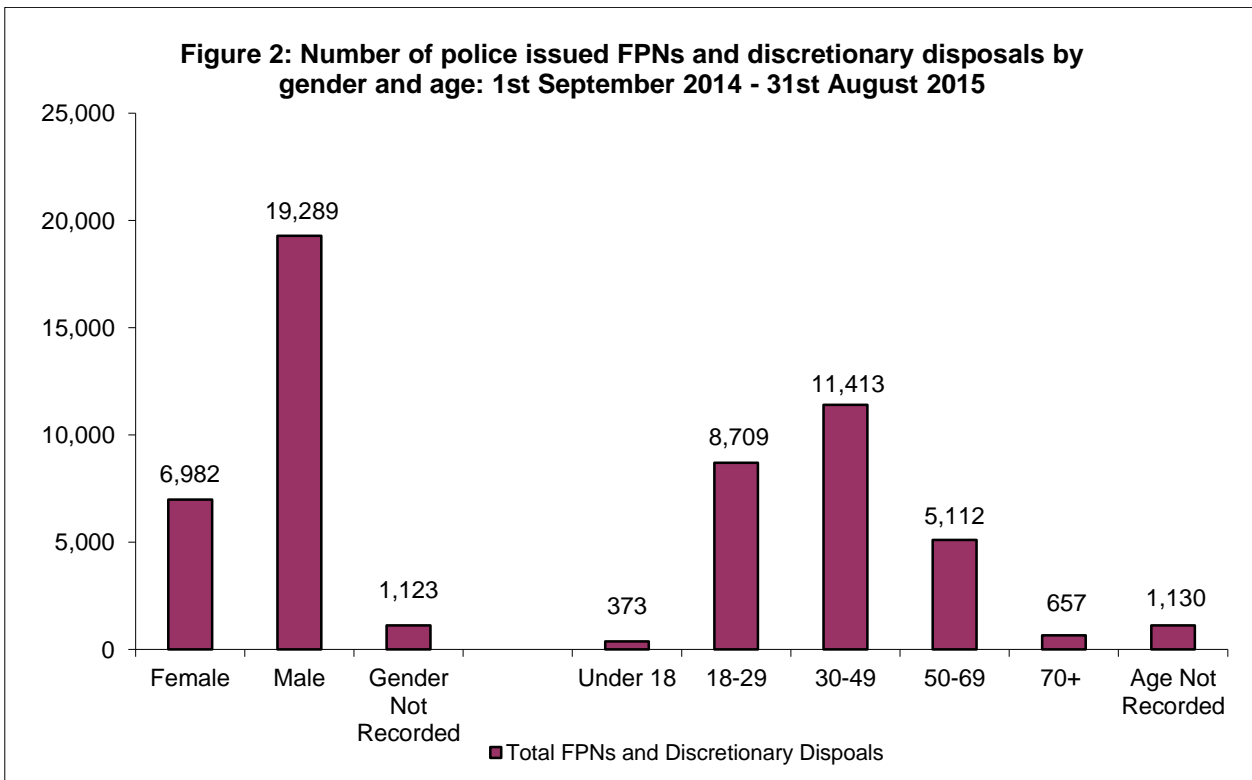
\* Figures are provisional and subject to change

Note that not all detections in the most recent few months will have been processed as yet.

**Figure 1: Number of issued FPNs and discretionary disposals:  
1st September 2014 - 31st August 2015**



**Figure 2: Number of police issued FPNs and discretionary disposals by  
gender and age: 1st September 2014 - 31st August 2015**



**Table 2: Number of police officer issued FPNs and discretionary disposals for Motoring Offences by gender, age band and offence group\* <sup>1</sup>**  
**Between 1<sup>st</sup> September 2014 and 31<sup>st</sup> August 2015**

	Gender				Age						
	Female	Male	Other / Unknown	Total	Under 18	18-29	30-49	50-69	70+	Age Unknown	Total
Breach of signs and signals	168	398	83	649	2	168	268	113	17	81	649
Careless/ Inconsiderate driving	1,453	3,469	4	4,926	101	1,623	1,888	1,020	283	11	4,926
Construction and use	648	2,365	20	3,033	64	1,508	994	412	28	27	3,033
Dangerous Driving	37	193	0	230	5	104	87	33	1	0	230
Lighting	78	508	3	589	18	292	191	80	7	1	589
Miscellaneous	234	597	5	836	48	296	261	166	58	7	836
Parking	132	233	917	1,282	1	76	226	58	8	913	1,282
Pedal cyclists	7	23	0	30	1	16	8	5	0	0	30
Pedestrian	10	78	0	88	4	57	14	9	4	0	88
Seatbelt	338	1,154	1	1,493	25	473	613	337	45	0	1,493
Speeding <sup>2</sup>	2,018	4,803	0	6,821	76	2,158	3,065	1,396	123	3	6,821
Tachograph	0	20	0	20	0	4	10	5	0	1	20
Using a hand-held mobile phone	1,477	4,369	0	5,846	13	1,454	3,072	1,236	71	0	5,846
No Insurance	170	398	0	568	8	218	265	72	5	0	568
No Vehicle Test Certificate	194	650	90	934	2	255	424	161	6	86	934
Drink or drug driving	0	0	0	0	0	0	0	0	0	0	0
Driving whilst disqualified	0	1	0	1	1	0	0	0	0	0	1
No driving licence	18	30	0	48	4	7	27	9	1	0	48
Horse Drawn Vehicles	0	0	0	0	0	0	0	0	0	0	0
<b>Total</b>	<b>6,982</b>	<b>19,289</b>	<b>1,123</b>	<b>27,394</b>	<b>373</b>	<b>8,709</b>	<b>11,413</b>	<b>5,112</b>	<b>657</b>	<b>1,130</b>	<b>27,394</b>

\* Figures are provisional and subject to change

<sup>1</sup> Please note an offence group is made up of many individual offences

<sup>2</sup> This does not include drivers detected for speeding through the Northern Ireland Road Safety Partnership or officer detections where the driver was given the option to attend Speed Awareness Course

**Table 3: Number of police officer issued FPNs and discretionary disposals for Motoring Offences by month and offence group\* <sup>1</sup>**  
**Between 1<sup>st</sup> September 2014 and 31<sup>st</sup> August 2015**

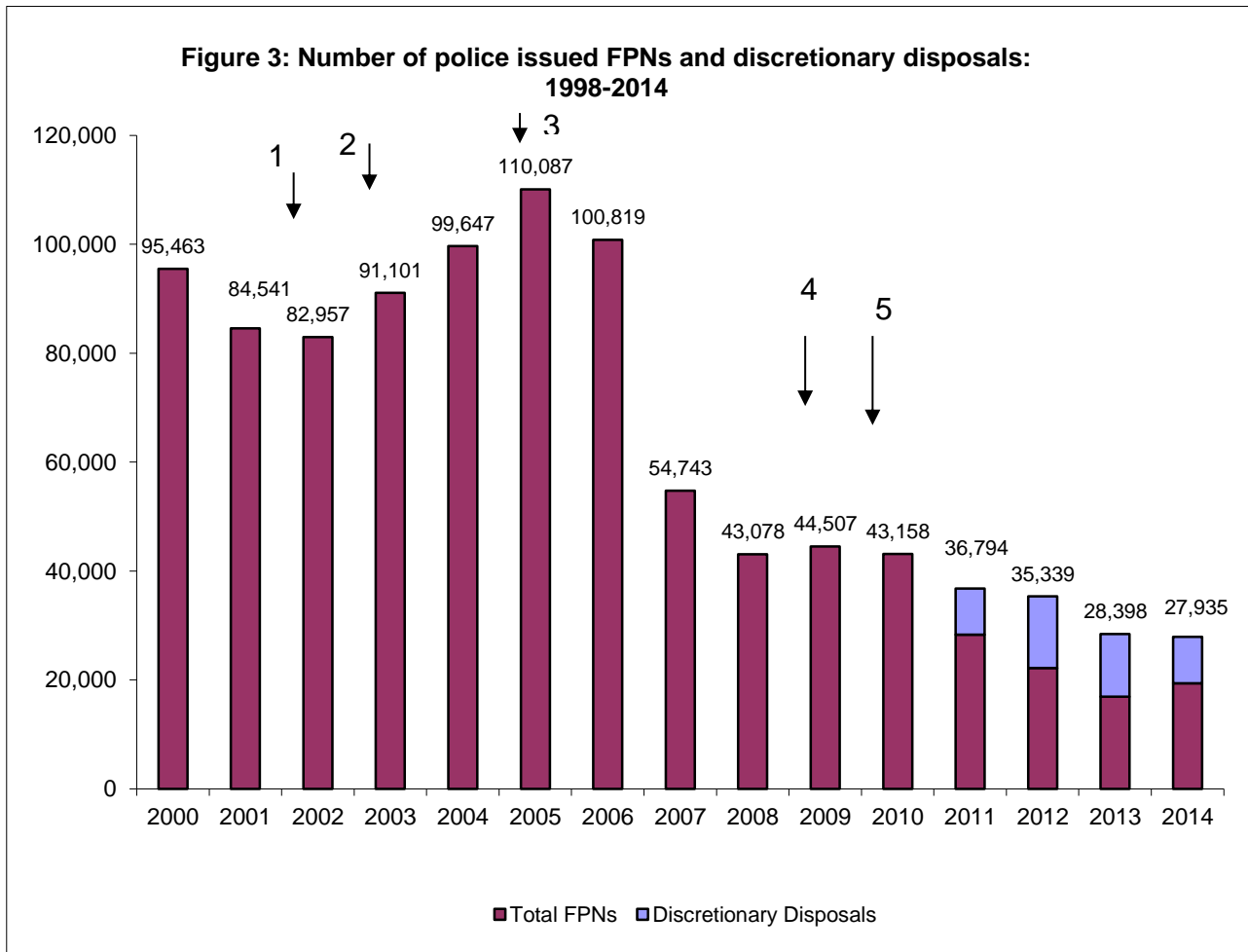
	Sept 2014	Oct 2014	Nov 2014	Dec 2014	Jan 2015	Feb 2015	Mar 2015	Apr 2015	May 2015	June 2015	July 2015	Aug 2015	Sep 2014 - Aug 2015	Sep 2013 - Aug 2014
Breach of signs and signals	71	64	64	44	43	125	77	23	31	27	39	41	649	852
Careless/ Inconsiderate driving	305	402	377	542	463	415	428	427	468	366	385	348	4,926	4,223
Construction and use	157	155	238	578	420	242	207	195	202	219	206	214	3,033	2,092
Dangerous Driving	20	15	19	28	13	21	22	16	17	28	14	17	230	252
Lighting	49	45	58	87	71	69	38	43	29	28	33	39	589	608
Miscellaneous	75	77	70	77	78	75	67	51	62	74	76	54	836	961
Parking	134	144	92	173	153	126	114	89	76	66	40	75	1,282	987
Pedal cyclists	2	4	1	4	2	1	1	2	2	2	7	2	30	48
Pedestrian	5	3	8	13	9	5	9	4	6	9	7	10	88	95
Seatbelt	191	148	86	140	114	81	155	109	119	131	121	98	1,493	1,548
Speeding <sup>2</sup>	764	855	550	530	619	560	594	600	473	454	461	361	6,821	6,659
Tachograph	1	2	3	2	3	3	2	1	1	1	1	0	20	29
Using a hand-held mobile phone	648	609	396	419	470	497	576	493	490	493	420	335	5,846	6,054
No Insurance	47	63	39	38	66	50	55	36	35	48	57	34	568	729
No Vehicle Test Certificate	89	116	98	99	139	103	68	37	53	38	48	46	934	1,650
Drink or drug driving	0	0	0	0	0	0	0	0	0	0	0	0	0	0
Driving whilst disqualified	1	0	0	0	0	0	0	0	0	0	0	0	1	3
No driving licence	2	4	4	9	7	2	4	5	2	5	0	4	48	52
Horse Drawn Vehicles	0	0	0	0	0	0	0	0	0	0	0	0	0	1
<b>Total</b>	<b>2,561</b>	<b>2,706</b>	<b>2,103</b>	<b>2,783</b>	<b>2,670</b>	<b>2,375</b>	<b>2,417</b>	<b>2,131</b>	<b>2,066</b>	<b>1,989</b>	<b>1,915</b>	<b>1,678</b>	<b>27,394</b>	<b>26,843</b>

\* Figures are provisional and subject to change

<sup>1</sup> Please note an offence group is made up of many individual offences

<sup>2</sup> This does not include drivers detected for speeding through the Northern Ireland Road Safety Partnership or officer detections where the driver was given the option to attend Speed Awareness Course

NOT PROTECTIVELY MARKED  
Trend Information



1. Legislation changed in 2003 to enforce seatbelt offences with FPNs in place of advice and warning
2. Introduction of 'Using hand held mobile phone' offence in March 2004
3. Majority of parking offences no longer enforced by PSNI from 29<sup>th</sup> Oct 2006
4. Speed awareness course introduced in June 2010 as a disposal option instead of receiving a FPN for speeding offences
5. Discretionary Disposals introduced during 2011 as an alternative disposal option for dealing with traffic offences

## Notes

Fixed Penalties originated as an administrative way to deal with simple parking offences without referring such matters to the courts. Such was its success that it was identified as an efficient way to deal with minor road traffic offences and was expanded to encompass these matters in the mid 1980s. With the introduction of penalty points for traffic offences, the scheme was expanded to incorporate Endorsable and Non-Endorsable offences.

Non-endorsable offences - meaning those which don't result in points on your licence incur a fine of £30. Fines for endorsable offences are £60 and three points. More serious offences such as driving without insurance can incur fines of up to £200 and six points. Other fixed penalty offences include No MOT (£60) or Vehicle Excise License (£60). Fine collection and revenue reporting are managed by the NI Courts Service.

Discretionary disposals were introduced to the PSNI in 2011 as an alternative method of disposal for dealing with traffic offences.

A list of fixed penalty offences can be found at – [FPN List](#)

This report looks at all FPNs issued by the police – both Endorsable and non Endorsable as well as discretionary disposals issued for Motoring Offences during the most recent twelve months. It does not include FPNs issued to drivers who were detected for speeding through the NI Road Safety Partnership. Figures relating to those detected through the Partnership can be accessed via following link – [NI RSP](#)

We are currently undertaking development work with the aim of expanding the number of disposal options we include in this report.



## Definitions

### **Non-Endorsable Fixed Penalties**

Police officers in uniform currently issue Non-Endorsable Fixed Penalties. There are over 130 offences associated with a non-endorable notice ranging from lighting offences to incorrect form of registration marking.

Non-Endorsable Fixed Penalty notices carry a fine of £30. There are no points endorsed on your driving licence.

The Traffic Management (NI) Order 2005 came into effect on 30th December 2006. The effect of this legislation was to decriminalise the vast majority of parking and waiting offences in Northern Ireland. Responsibility for enforcement of parking/waiting restrictions is carried out by Traffic Attendants and is the responsibility of DRD Road Services. National Car Parks Limited provides this service on behalf of DRD Road Services.

### **Endorsable Fixed Penalties**

Police officers (in uniform) are able to issue Endorsable Fixed Penalty Notices (EFPNs) for a variety of road traffic offences. The offences range from stopping on a motorway to defective tyres. However, the most common ones are excess speed, using a handheld mobile phone and driver failing to wear a seatbelt.

Endorsable Fixed Penalty Notices differ from non-endorable fixed penalty notices. They involve the endorsement of penalty points on a driving licence and they carry a heavier fine currently £60. Penalty Points remain on your licence for a period of 3 years.

The offence of 'Driving or causing or permitting a person to drive a motor vehicle whilst uninsured' may also be dealt with by the issue of an Endorsable Fixed Penalty Notice. The penalty for this offence is a fine of £200 and six penalty points. Your vehicle will also be seized pending the production of valid insurance and any other required driving documents.

### **Discretionary Disposal**

Discretionary disposals were introduced to provide a speedy, effective outcome tailored to the needs of the victim. In addition they challenge offenders to recognise the impact of their behaviour. They can be used for a specified list of low level offences and are dealt with in this way rather than reporting the case to the Public Prosecution Service. In addition, the offender must have admitted to the offence before a discretionary disposal can be considered.

### **Speed Awareness Courses**

Drivers, depending on the speed at which they were detected, may be offered an opportunity to attend a Speed Awareness Course as an alternative to penalty points. The course which is available at nine locations throughout Northern Ireland and delivered and managed by an appointed contractor must be attended within a period of 120 days from the date of detection. This method of disposal was introduced in June 2010. Certain restrictions apply to who can qualify for the speed awareness course option.