

Police Service of Northern Ireland

Police Issued Fixed Penalty Notice and Discretionary Disposal Statistics for Traffic Offences in Northern Ireland

Monthly Report

Covering the reporting period
1st October 2014 – 30th September 2015

Published 28th October 2015

Contact: Traffic Offences Statistician, Statistics Branch, Operational Support Department

Lisnasharragh, 42 Montgomery Road, Belfast, Northern Ireland, BT6 9LD

Web: www.psni.police.uk

Tel: 028 9065 0222 Ext: 24135 Email: statistics@psni.police.uk



Keeping People Safe

Police Issued Fixed Penalty Notice and Discretionary Disposal Statistics for Traffic Offences in Northern Ireland: Monthly Update to 30th September 2015

Published 28th October 2015

This bulletin presents the most recent fixed penalty notice and discretionary disposal statistics issued by the police for traffic offences for the period 1st October 2014 to the 30th September 2015 based on figures that were compiled on 23rd October 2015. Figures are provisional and will be subject to change. A further breakdown of the information provided in this report can be found in the [accompanying spreadsheet](#) which is also published on the PSNI website.

Key Findings

- There were 27,143 Fixed Penalty Notices (FPNs) and discretionary disposals issued by the police for traffic offences in Northern Ireland in the 12 months from 1st October 2014 to the 30th September 2015 compared with 27,107 issued in the previous twelve months to 30th September 2014, an increase of 36 (0.1%) (Table 1).
- Endorsable FPNs accounted for just over half (14,979, 55.2%) of all FPNs and discretionary disposals from 1st October 2014 to the 30th September 2015 (Table 1).
- FPNs and discretionary disposals issued for speeding offences (6,590) accounted for 24.3% of all those issued. This does not include drivers detected for speeding through the Northern Ireland Road Safety Partnership or those police officer detections where drivers were given the option of attending a Speed Awareness Course.
- Just over one-fifth (21.0%) of FPNs and discretionary disposals, a total of 5,694 were issued for using hand held mobile phone in the 12 months to September 2015.
- The number of FPNs and discretionary disposals in the 12 months from 1st October 2014 to the 30th September 2015 issued to males was almost three times the number issued to females, similar to previous years. (Figure 2)

NOT PROTECTIVELY MARKED

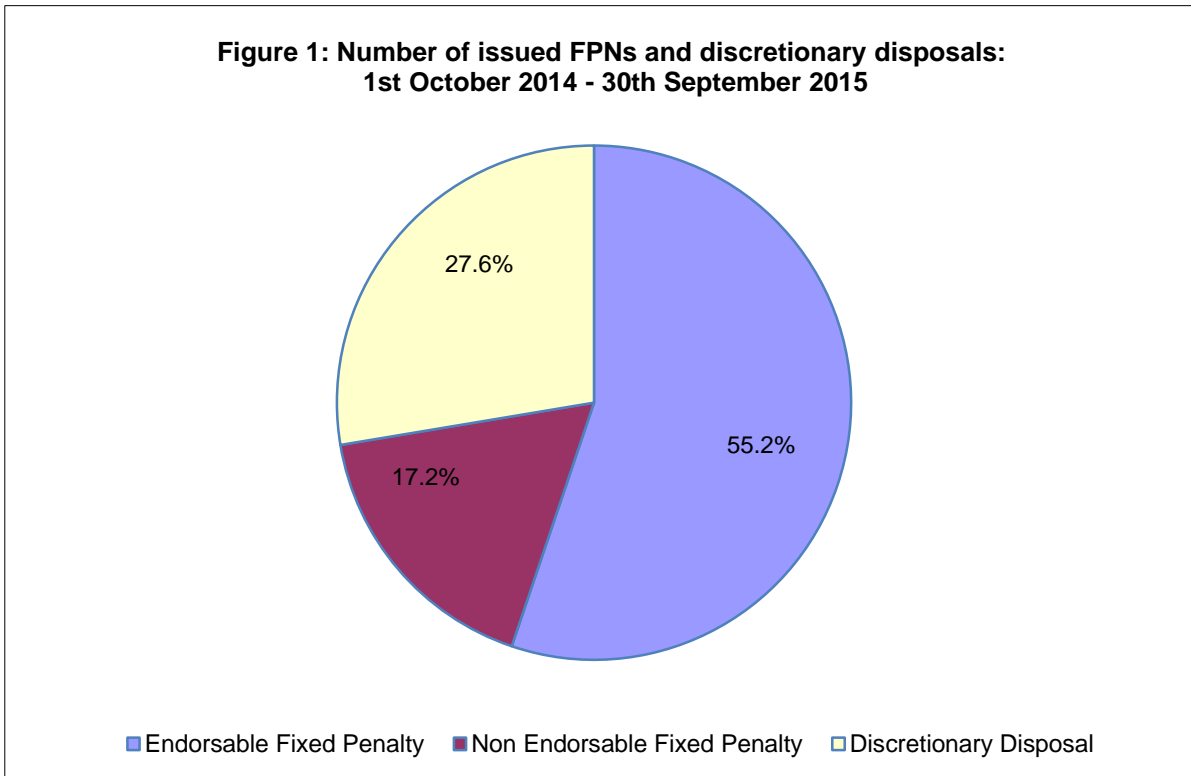
Table 1: Number of police officer issued FPNs and discretionary disposals for Motoring Offences*

	1st Oct 2013 – 30 th Sept 2014					1st Oct 2014 – 30 th Sept 2015					Change last 12 months	
	Endorsable Fixed Penalty	Non Endorsable Fixed Penalty	Total FPNs	Discretionary Disposal	Total	Endorsable Fixed Penalty	Non Endorsable Fixed Penalty	Total FPNs	Discretionary Disposal	Total	Number	%
Oct	1,241	535	1,776	842	2,618	1,764	481	2,245	461	2,706	88	3.4
Nov	982	472	1,454	766	2,220	1,126	410	1,536	567	2,103	-117	-5.3
Dec	755	487	1,242	684	1,926	1,169	505	1,674	1,109	2,783	857	44.5
Jan	860	408	1,268	769	2,037	1,282	522	1,804	866	2,670	633	31.1
Feb	1,110	537	1,647	693	2,340	1,264	524	1,788	585	2,373	33	1.4
Mar	978	499	1,477	788	2,265	1,471	424	1,895	524	2,419	154	6.8
Apr	917	410	1,327	696	2,023	1,272	294	1,566	570	2,136	113	5.6
May	930	554	1,484	636	2,120	1,195	311	1,506	571	2,077	-43	-2.0
June	898	399	1,297	742	2,039	1,208	281	1,489	519	2,008	-31	-1.5
July	1,360	418	1,778	750	2,528	1,161	263	1,424	538	1,962	-566	-22.4
Aug	1,129	390	1,519	911	2,430	1,001	327	1,328	537	1,865	-565	-23.3
Sept	1,676	466	2,142	419	2,561	1,066	322	1,388	653	2,041	-520	-20.3
Total	12,836	5,575	18,411	8,696	27,107	14,979	4,664	19,643	7,500	27,143	36	0.1

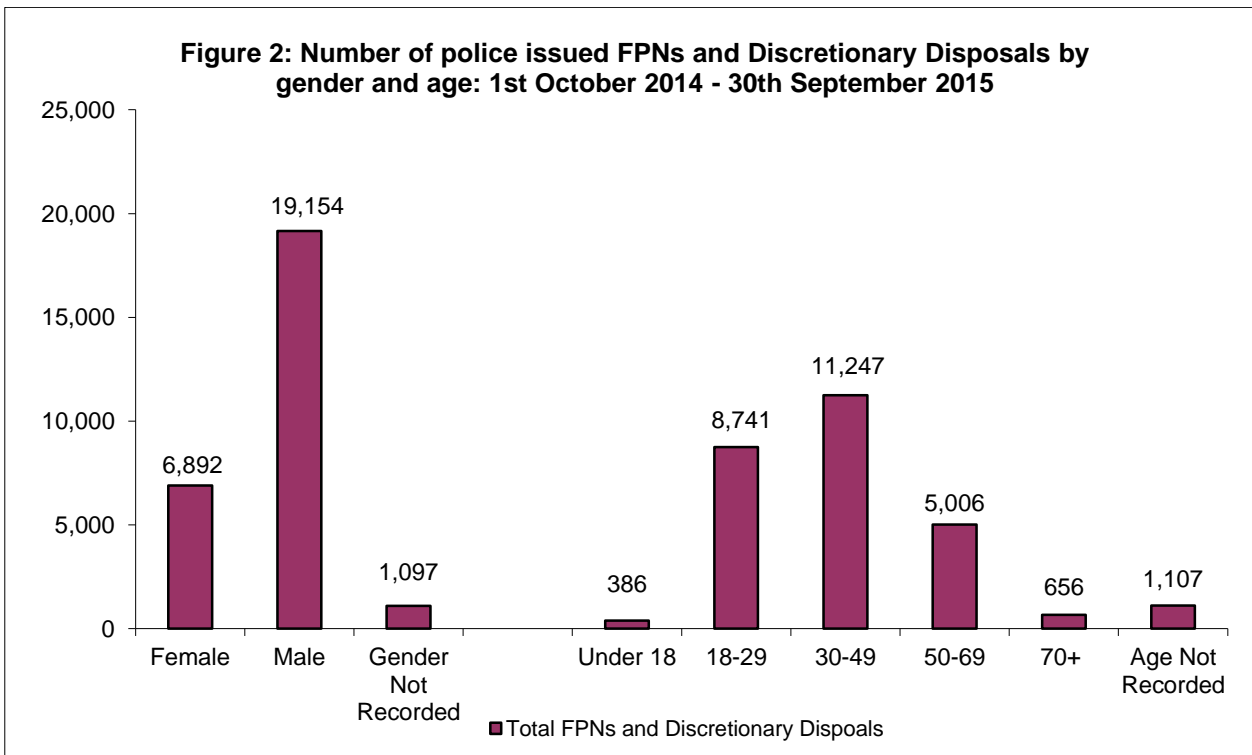
* Figures are provisional and subject to change

Note that not all detections in the most recent few months will have been processed as yet.

**Figure 1: Number of issued FPNs and discretionary disposals:
1st October 2014 - 30th September 2015**



**Figure 2: Number of police issued FPNs and Discretionary Disposals by
gender and age: 1st October 2014 - 30th September 2015**



NOT PROTECTIVELY MARKED

Table 2: Number of police officer issued FPNs and discretionary disposals for Motoring Offences by gender, age band and offence group* ¹ Between 1st October 2014 and 30th September 2015

	Gender				Age						
	Female	Male	Other / Unknown	Total	Under 18	18-29	30-49	50-69	70+	Age Unknown	Total
Breach of signs and signals	159	375	71	605	2	161	251	106	16	69	605
Careless/ Inconsiderate driving	1,506	3,545	4	5,055	104	1,667	1,934	1,051	289	10	5,055
Construction and use	664	2,480	20	3,164	66	1,574	1,048	417	32	27	3,164
Dangerous Driving	33	193	0	226	6	103	85	31	1	0	226
Lighting	78	504	3	585	19	296	180	81	8	1	585
Miscellaneous	241	587	5	833	45	290	270	163	58	7	833
Parking	143	254	910	1,307	1	92	236	65	5	908	1,307
Pedal cyclists	7	27	0	34	0	19	10	5	0	0	34
Pedestrian	11	81	0	92	5	56	17	10	4	0	92
Seatbelt	331	1,095	0	1,426	24	467	584	310	41	0	1,426
Speeding ²	1,952	4,638	0	6,590	84	2,127	2,937	1,316	123	3	6,590
Tachograph	0	19	0	19	0	4	9	5	0	1	19
Using a hand-held mobile phone	1,400	4,294	0	5,694	14	1,414	2,990	1,209	67	0	5,694
No Insurance	167	407	0	574	9	215	268	79	3	0	574
No Vehicle Test Certificate	182	621	84	887	3	245	402	148	8	81	887
Drink or drug driving	0	1	0	1	0	1	0	0	0	0	1
Driving whilst disqualified	0	0	0	0	0	0	0	0	0	0	0
No driving licence	18	33	0	51	4	10	26	10	1	0	51
Horse Drawn Vehicles	0	0	0	0	0	0	0	0	0	0	0
Total	6,892	19,154	1,097	27,143	386	8,741	11,247	5,006	656	1,107	27,143

* Figures are provisional and subject to change

¹ Please note an offence group is made up of many individual offences

² This does not include drivers detected for speeding through the Northern Ireland Road Safety Partnership or officer detections where the driver was given the option to attend Speed Awareness Course

Table 3: Number of police officer issued FPNs and discretionary disposals for Motoring Offences by month and offence group* ¹
Between 1st October 2014 and 30th September 2015

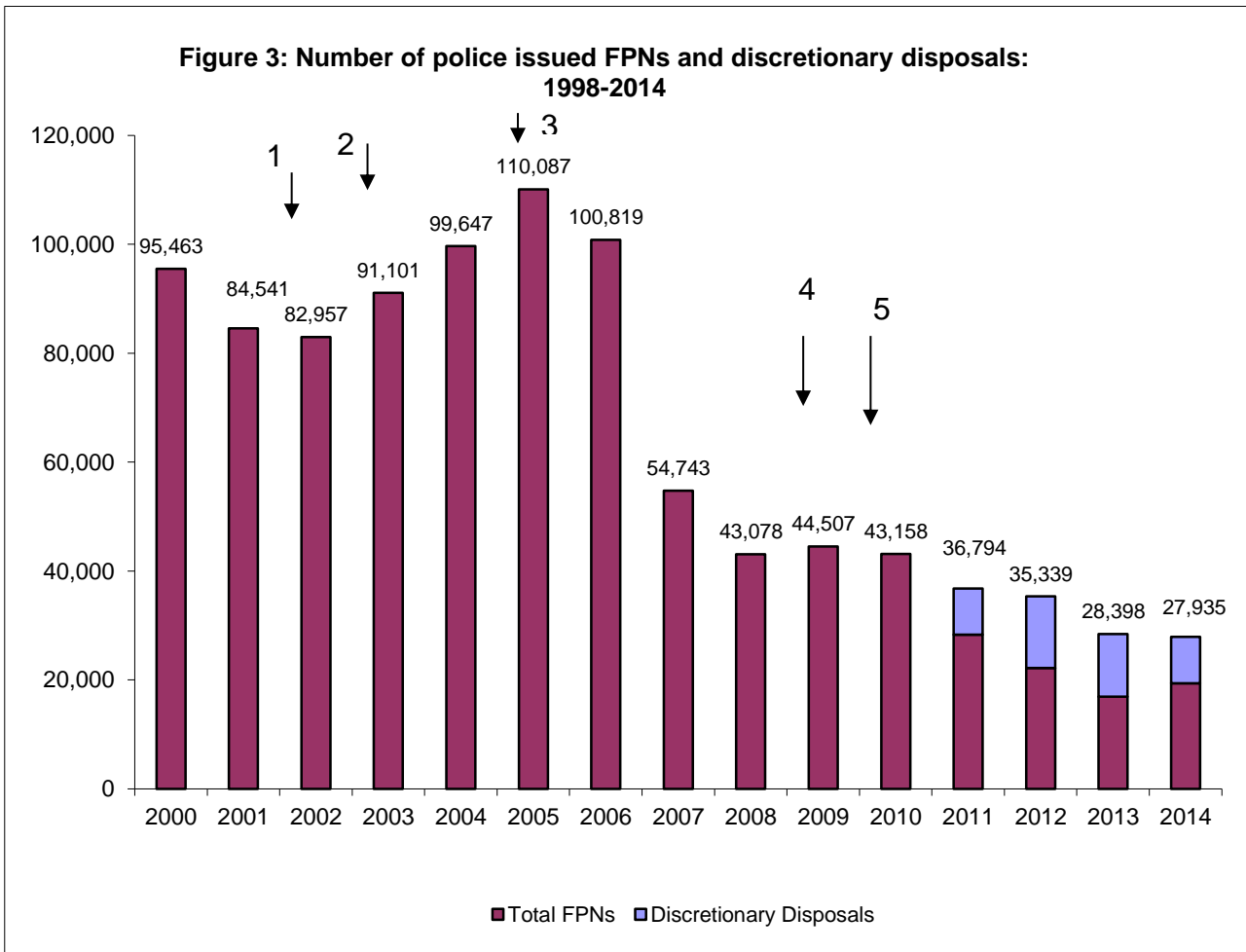
	Oct 2014	Nov 2014	Dec 2014	Jan 2015	Feb 2015	Mar 2015	Apr 2015	May 2015	June 2015	July 2015	Aug 2015	Sept 2015	Oct 2014 - Sep 2015	Oct 2013 - Sep 2014
Breach of signs and signals	64	64	44	42	125	77	23	31	26	34	41	34	605	886
Careless/ Inconsiderate driving	402	377	542	463	416	428	427	470	367	396	371	396	5,055	4,148
Construction and use	155	238	578	420	242	207	195	204	220	206	230	269	3,164	2,056
Dangerous Driving	15	19	28	13	21	22	16	17	28	15	18	14	226	250
Lighting	45	58	87	71	69	38	43	29	28	33	49	35	585	614
Miscellaneous	77	70	77	78	75	67	51	65	79	83	56	55	833	962
Parking	144	92	173	153	123	116	89	76	65	35	74	167	1,307	1,046
Pedal cyclists	4	1	4	2	1	1	2	2	2	7	3	5	34	45
Pedestrian	3	8	13	9	5	9	4	6	9	7	14	5	92	91
Seatbelt	148	86	140	114	81	155	109	119	133	126	108	107	1,426	1,548
Speeding ²	855	550	530	619	560	595	601	475	462	476	416	451	6,590	6,873
Tachograph	2	3	2	3	3	2	1	1	1	1	0	0	19	26
Using a hand-held mobile phone	609	396	419	471	497	576	495	490	498	438	385	420	5,694	6,137
No Insurance	63	39	38	66	50	55	36	37	47	61	42	40	574	722
No Vehicle Test Certificate	116	98	99	139	103	67	39	53	38	44	54	37	887	1,644
Drink or drug driving	0	0	0	0	0	0	0	0	0	0	0	1	1	0
Driving whilst disqualified	0	0	0	0	0	0	0	0	0	0	0	0	0	4
No driving licence	4	4	9	7	2	4	5	2	5	0	4	5	51	54
Horse Drawn Vehicles	0	0	0	0	0	0	0	0	0	0	0	0	0	1
Total	2,706	2,103	2,783	2,670	2,373	2,419	2,136	2,077	2,008	1,962	1,865	2,041	27,143	27,107

* Figures are provisional and subject to change

¹ Please note an offence group is made up of many individual offences

² This does not include drivers detected for speeding through the Northern Ireland Road Safety Partnership or officer detections where the driver was given the option to attend Speed Awareness Course

NOT PROTECTIVELY MARKED
Trend Information



1. Legislation changed in 2003 to enforce seatbelt offences with FPNs in place of advice and warning
2. Introduction of 'Using hand held mobile phone' offence in March 2004
3. Majority of parking offences no longer enforced by PSNI from 29th Oct 2006
4. Speed awareness course introduced in June 2010 as a disposal option instead of receiving a FPN for speeding offences
5. Discretionary Disposals introduced during 2011 as an alternative disposal option for dealing with traffic offences

Notes

Fixed Penalties originated as an administrative way to deal with simple parking offences without referring such matters to the courts. Such was its success that it was identified as an efficient way to deal with minor road traffic offences and was expanded to encompass these matters in the mid 1980s. With the introduction of penalty points for traffic offences, the scheme was expanded to incorporate Endorsable and Non-Endorsable offences.

Non-endorsable offences - meaning those which don't result in points on your licence incur a fine of £30. Fines for endorsable offences are £60 and three points. More serious offences such as driving without insurance can incur fines of up to £200 and six points. Other fixed penalty offences include No MOT (£60) or Vehicle Excise License (£60). Fine collection and revenue reporting are managed by the NI Courts Service.

Discretionary disposals were introduced to the PSNI in 2011 as an alternative method of disposal for dealing with traffic offences.

A list of fixed penalty offences can be found at – [FPN List](#)

This report looks at all FPNs issued by the police – both Endorsable and non Endorsable as well as discretionary disposals issued for Motoring Offences during the most recent twelve months. It does not include FPNs issued to drivers who were detected for speeding through the NI Road Safety Partnership. Figures relating to those detected through the Partnership can be accessed via following link – [NI RSP](#)

We are currently undertaking development work with the aim of expanding the number of disposal options we include in this report.

Definitions

Non-Endorsable Fixed Penalties

Police officers in uniform currently issue Non-Endorsable Fixed Penalties. There are over 130 offences associated with a non-endorable notice ranging from lighting offences to incorrect form of registration marking.

Non-Endorsable Fixed Penalty notices carry a fine of £30. There are no points endorsed on your driving licence.

The Traffic Management (NI) Order 2005 came into effect on 30th December 2006. The effect of this legislation was to decriminalise the vast majority of parking and waiting offences in Northern Ireland. Responsibility for enforcement of parking/waiting restrictions is carried out by Traffic Attendants and is the responsibility of DRD Road Services. National Car Parks Limited provides this service on behalf of DRD Road Services.

Endorsable Fixed Penalties

Police officers (in uniform) are able to issue Endorsable Fixed Penalty Notices (EFPNs) for a variety of road traffic offences. The offences range from stopping on a motorway to defective tyres. However, the most common ones are excess speed, using a handheld mobile phone and driver failing to wear a seatbelt.

Endorsable Fixed Penalty Notices differ from non-endorable fixed penalty notices. They involve the endorsement of penalty points on a driving licence and they carry a heavier fine currently £60. Penalty Points remain on your licence for a period of 3 years.

The offence of 'Driving or causing or permitting a person to drive a motor vehicle whilst uninsured' may also be dealt with by the issue of an Endorsable Fixed Penalty Notice. The penalty for this offence is a fine of £200 and six penalty points. Your vehicle will also be seized pending the production of valid insurance and any other required driving documents.

Discretionary Disposal

Discretionary disposals were introduced to provide a speedy, effective outcome tailored to the needs of the victim. In addition they challenge offenders to recognise the impact of their behaviour. They can be used for a specified list of low level offences and are dealt with in this way rather than reporting the case to the Public Prosecution Service. In addition, the offender must have admitted to the offence before a discretionary disposal can be considered.

Speed Awareness Courses

Drivers, depending on the speed at which they were detected, may be offered an opportunity to attend a Speed Awareness Course as an alternative to penalty points. The course which is available at nine locations throughout Northern Ireland and delivered and managed by an appointed contractor must be attended within a period of 120 days from the date of detection. This method of disposal was introduced in June 2010. Certain restrictions apply to who can qualify for the speed awareness course option.