

Police Service of Northern Ireland

Police Issued Fixed Penalty Notice and Discretionary Disposal Statistics for Traffic Offences in Northern Ireland

Monthly Report

Covering the reporting period
1st December 2014 – 30th November 2015

Published 16th December 2015

Contact: Traffic Offences Statistician, Statistics Branch, Operational Support Department
Lisnasharragh, 42 Montgomery Road, Belfast, Northern Ireland, BT6 9LD
Web: www.psnl.police.uk
Tel: 028 9065 0222 Ext: 24135 Email: statistics@psnl.police.uk



Keeping People Safe

Police Issued Fixed Penalty Notice and Discretionary Disposal Statistics for Traffic Offences in Northern Ireland: Monthly Update to 30th November 2015

Published 16th December 2015

This bulletin presents the most recent fixed penalty notice and discretionary disposal statistics issued by the police for traffic offences for the period 1st December 2014 to the 30th November 2015 based on figures that were compiled on 10th December 2015. Figures are provisional and will be subject to change. A further breakdown of the information provided in this report can be found in the [accompanying spreadsheet](#) which is also published on the PSNI website.

Key Findings

- There were 26,338 Fixed Penalty Notices (FPNs) and discretionary disposals issued by the police for traffic offences in Northern Ireland in the 12 months from 1st December 2014 to the 30th November 2015 compared with 27,078 issued in the previous twelve months to 30th November 2014, a decrease of 740 (-2.7%) (Table 1).
- As in previous months, Endorsable FPNs accounted for just over half (14,098, 53.5%) of all FPNs and discretionary disposals issued from 1st December 2014 to the 30th November 2015 (Table 1).
- FPNs and discretionary disposals issued for speeding offences (5,963) accounted for 22.6% of all those issued. This does not include drivers detected for speeding by the Northern Ireland Road Safety Partnership or those police officer detections where drivers were given the option of attending a Speed Awareness Course.
- Just over one-fifth (21.0%) of FPNs and discretionary disposals, a total of 5,518, were issued to drivers for using a hand held mobile phone in the 12 months to 30th November 2015.
- The number of FPNs and discretionary disposals in the 12 months from 1st December 2014 to the 30th November 2015 issued to males was almost three times the number issued to females, similar to previous years. (Figure 2)

NOT PROTECTIVELY MARKED

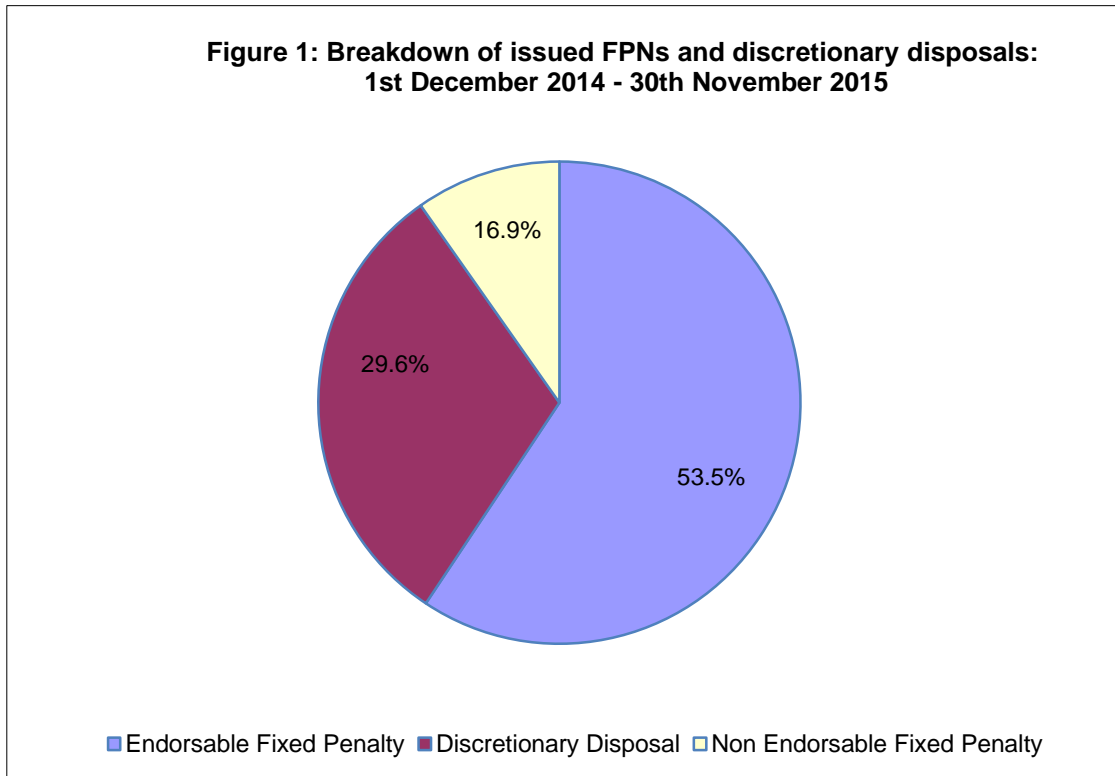
Table 1: Number of police officer issued FPNs and discretionary disposals for Motoring Offences*

	1 st Dec 2013 – 30 th Nov 2014					1 st Dec 2014 – 30 th Nov 2015					Change last 12 months	
	Endorsable Fixed Penalty	Non Endorsable Fixed Penalty	Total FPNs	Discretionary Disposal	Total	Endorsable Fixed Penalty	Non Endorsable Fixed Penalty	Total FPNs	Discretionary Disposal	Total	Number	%
Dec	755	487	1,242	684	1,926	1,169	505	1,674	1,109	2,783	857	44.5
Jan	860	408	1,268	769	2,037	1,282	522	1,804	866	2,670	633	31.1
Feb	1,110	537	1,647	693	2,340	1,264	524	1,788	585	2,373	33	1.4
Mar	978	499	1,477	788	2,265	1,473	424	1,897	525	2,422	157	6.9
Apr	917	410	1,327	696	2,023	1,271	294	1,565	570	2,135	112	5.5
May	930	554	1,484	636	2,120	1,200	311	1,511	577	2,088	-32	-1.5
June	898	399	1,297	742	2,039	1,221	283	1,504	525	2,029	-10	-0.5
July	1,360	418	1,778	750	2,528	1,192	274	1,466	551	2,017	-511	-20.2
Aug	1,129	390	1,519	911	2,430	1,068	328	1,396	557	1,953	-477	-19.6
Sept	1,676	466	2,142	419	2,561	1,278	319	1,597	690	2,287	-274	-10.7
Oct	1,764	481	2,245	461	2,706	1,016	400	1,416	660	2,076	-630	-23.3
Nov	1,126	410	1,536	567	2,103	664	268	932	573	1,505	-598	-28.4
Total	13,503	5,459	18,962	8,116	27,078	14,098	4,452	18,550	7,788	26,338	-740	-2.7

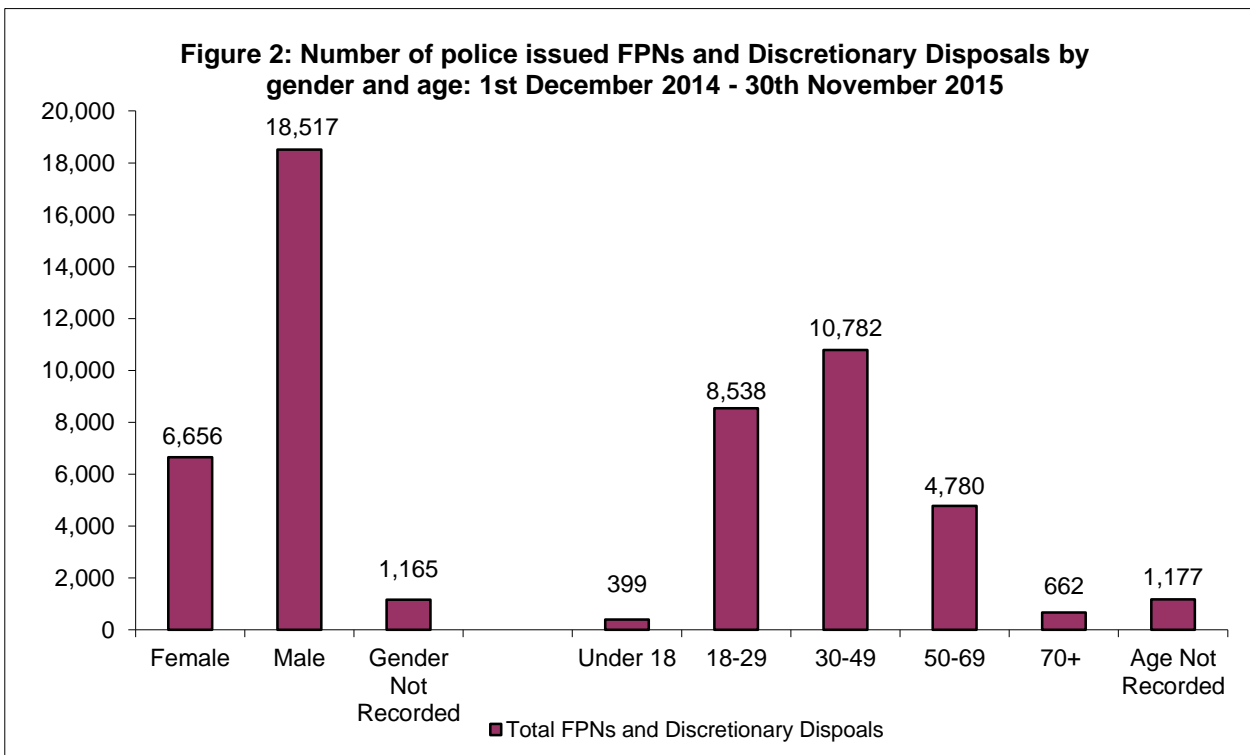
* Figures are provisional and subject to change

Note that not all detections in the most recent few months will have been processed as yet.

**Figure 1: Breakdown of issued FPNs and discretionary disposals:
1st December 2014 - 30th November 2015**



**Figure 2: Number of police issued FPNs and Discretionary Disposals by
gender and age: 1st December 2014 - 30th November 2015**



NOT PROTECTIVELY MARKED

Table 2: Number of police officer issued FPNs and discretionary disposals for Motoring Offences by gender, age band and offence group* ¹ Between 1st December 2014 and 30th November 2015

	Gender				Age						
	Female	Male	Other / Unknown	Total	Under 18	18-29	30-49	50-69	70+	Age Unknown	Total
Breach of signs and signals	138	323	68	529	3	133	229	85	11	68	529
Careless/ Inconsiderate driving	1,551	3,722	3	5,276	109	1,754	2,004	1,089	312	8	5,276
Construction and use	692	2,486	20	3,198	72	1,581	1,052	434	33	26	3,198
Dangerous Driving	30	186	0	216	6	92	87	30	1	0	216
Lighting	73	473	2	548	17	281	167	70	12	1	548
Miscellaneous	239	591	2	832	51	288	265	168	59	1	832
Parking	144	261	993	1,398	1	92	241	67	3	994	1,398
Pedal cyclists	8	27	0	35	0	20	10	5	0	0	35
Pedestrian	12	86	0	98	6	60	18	9	5	0	98
Seatbelt	312	1,022	0	1,334	21	438	546	295	34	0	1,334
Speeding ²	1,738	4,225	0	5,963	83	1,983	2,613	1,167	114	3	5,963
Tachograph	0	14	0	14	0	3	8	3	0	0	14
Using a hand-held mobile phone	1,375	4,143	0	5,518	14	1,360	2,915	1,162	67	0	5,518
No Insurance	171	400	0	571	9	227	266	67	2	0	571
No Vehicle Test Certificate	154	527	77	758	3	215	336	120	8	76	758
Drink or drug driving	0	1	0	1	0	1	0	0	0	0	1
Driving whilst disqualified	0	0	0	0	0	0	0	0	0	0	0
No driving licence	18	30	0	48	4	9	25	9	1	0	48
Horse Drawn Vehicles	1	0	0	1	0	1	0	0	0	0	1
Total	6,656	18,517	1,165	26,338	399	8,538	10,782	4,780	662	1,177	26,338

* Figures are provisional and subject to change

¹ Please note an offence group is made up of many individual offences

² This does not include drivers detected for speeding by the Northern Ireland Road Safety Partnership or officer detections where the driver was given the option to attend Speed Awareness Course

Table 3: Number of police officer issued FPNs and discretionary disposals for Motoring Offences by month and offence group* ¹
Between 1st December 2014 and 30th November 2015

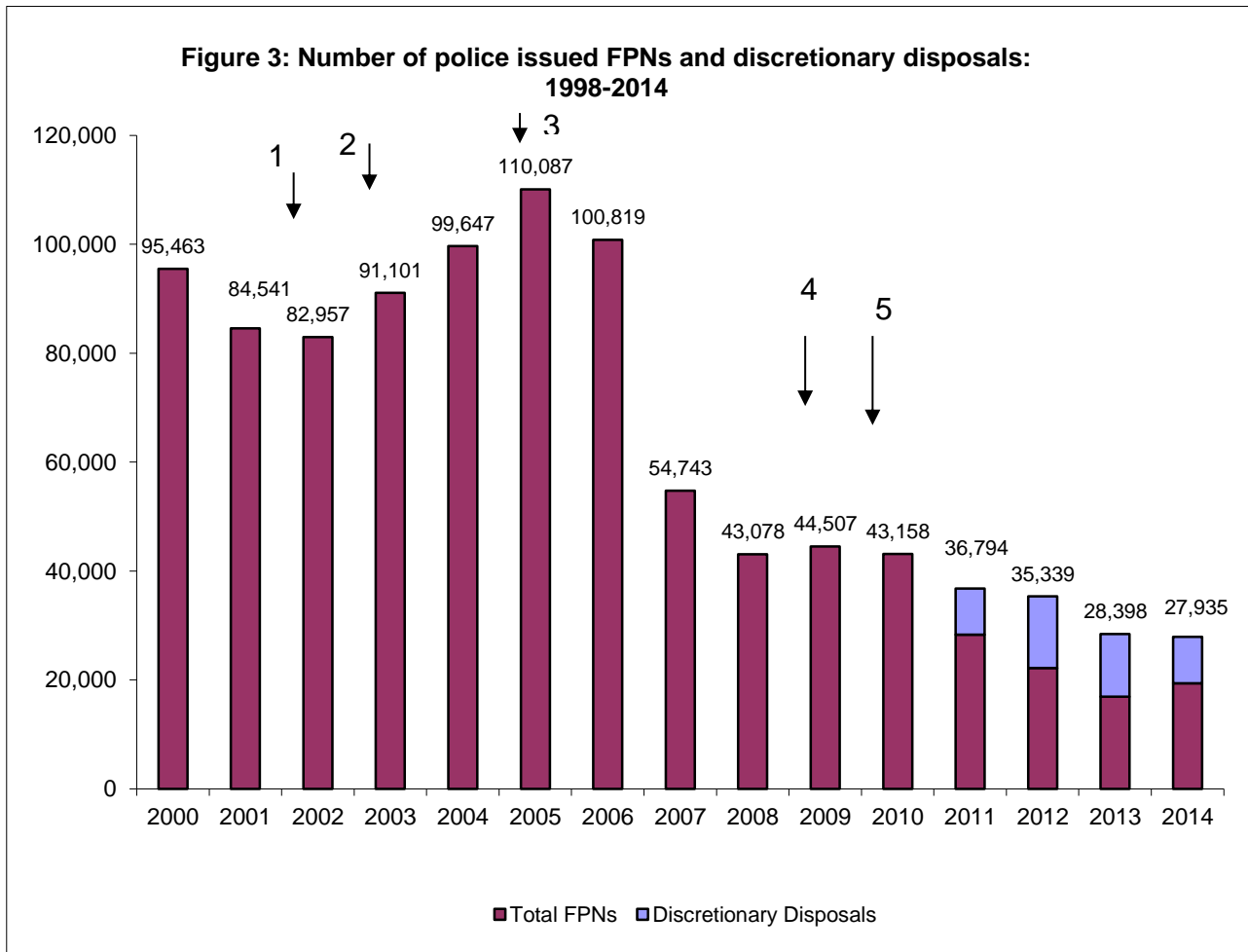
	Dec 2014	Jan 2015	Feb 2015	Mar 2015	Apr 2015	May 2015	June 2015	July 2015	Aug 2015	Sept 2015	Oct 2015	Nov 2015	Dec 2014 - Nov 2015	Dec 2013 - Nov 2014
Breach of signs and signals	44	42	125	77	23	31	27	39	42	35	28	16	529	866
Careless/ Inconsiderate driving	542	463	416	429	427	476	374	409	386	440	463	451	5,276	4,176
Construction and use	578	420	242	207	195	204	221	207	232	283	232	177	3,198	2,079
Dangerous Driving	28	13	21	22	16	17	28	15	18	14	13	11	216	229
Lighting	87	71	69	38	43	29	27	33	49	33	33	36	548	613
Miscellaneous	77	78	75	67	51	65	79	85	62	61	84	48	832	966
Parking	173	153	123	116	89	76	66	38	74	152	219	119	1,398	1,007
Pedal cyclists	4	2	1	1	2	2	2	7	3	6	2	3	35	36
Pedestrian	13	9	5	9	4	6	9	7	14	5	10	7	98	88
Seatbelt	140	114	81	155	109	119	133	128	113	118	77	47	1,334	1,525
Speeding ²	530	619	560	596	601	480	467	491	446	531	409	233	5,963	7,076
Tachograph	2	3	3	2	1	1	1	1	0	0	0	0	14	19
Using a hand-held mobile phone	419	471	497	577	494	490	503	449	409	507	409	293	5,518	6,052
No Insurance	38	66	50	55	36	37	49	61	49	55	46	29	571	693
No Vehicle Test Certificate	99	139	103	67	39	53	38	47	52	41	48	32	758	1,596
Drink or drug driving	0	0	0	0	0	0	0	0	0	1	0	0	1	0
Driving whilst disqualified	0	0	0	0	0	0	0	0	0	0	0	0	0	4
No driving licence	9	7	2	4	5	2	5	0	4	5	2	3	48	52
Horse Drawn Vehicles	0	0	0	0	0	0	0	0	0	0	1	0	1	1
Total	2,783	2,670	2,373	2,422	2,135	2,088	2,029	2,017	1,953	2,287	2,076	1,505	26,338	27,078

* Figures are provisional and subject to change

¹ Please note an offence group is made up of many individual offences

² This does not include drivers detected for speeding through the Northern Ireland Road Safety Partnership or officer detections where the driver was given the option to attend Speed Awareness Course

NOT PROTECTIVELY MARKED
Trend Information



1. Legislation changed in 2003 to enforce seatbelt offences with FPNs in place of advice and warning
2. Introduction of 'Using hand held mobile phone' offence in March 2004
3. Majority of parking offences no longer enforced by PSNI from 29th Oct 2006
4. Speed awareness course introduced in June 2010 as a disposal option instead of receiving a FPN for speeding offences
5. Discretionary Disposals introduced during 2011 as an alternative disposal option for dealing with traffic offences

Notes

Fixed Penalties originated as an administrative way to deal with simple parking offences without referring such matters to the courts. Such was its success that it was identified as an efficient way to deal with minor road traffic offences and was expanded to encompass these matters in the mid 1980s. With the introduction of penalty points for traffic offences, the scheme was expanded to incorporate Endorsable and Non-Endorsable offences.

Non-endorsable offences - meaning those which don't result in points on your licence incur a fine of £30. Fines for endorsable offences are £60 and three points. More serious offences such as driving without insurance can incur fines of up to £200 and six points. Other fixed penalty offences include No MOT (£60) or Vehicle Excise License (£60). Fine collection and revenue reporting are managed by the NI Courts Service.

Discretionary disposals were introduced to the PSNI in 2011 as an alternative method of disposal for dealing with traffic offences.

A list of fixed penalty offences can be found at – [FPN List](#)

This report looks at all FPNs issued by the police – both Endorsable and non Endorsable as well as discretionary disposals issued for Motoring Offences during the most recent twelve months. It does not include FPNs issued to drivers who were detected for speeding through the NI Road Safety Partnership. Figures relating to those detected through the Partnership can be accessed via following link – [NI RSP](#)

We are currently undertaking development work with the aim of expanding the number of disposal options we include in this report.

Definitions

Non-Endorsable Fixed Penalties

Police officers in uniform currently issue Non-Endorsable Fixed Penalties. There are over 130 offences associated with a non-endorable notice ranging from lighting offences to incorrect form of registration marking.

Non-Endorsable Fixed Penalty notices carry a fine of £30. There are no points endorsed on your driving licence.

The Traffic Management (NI) Order 2005 came into effect on 30th December 2006. The effect of this legislation was to decriminalise the vast majority of parking and waiting offences in Northern Ireland. Responsibility for enforcement of parking/waiting restrictions is carried out by Traffic Attendants and is the responsibility of DRD Road Services. National Car Parks Limited provides this service on behalf of DRD Road Services.

Endorsable Fixed Penalties

Police officers (in uniform) are able to issue Endorsable Fixed Penalty Notices (EFPNs) for a variety of road traffic offences. The offences range from stopping on a motorway to defective tyres. However, the most common ones are excess speed, using a handheld mobile phone and driver failing to wear a seatbelt.

Endorsable Fixed Penalty Notices differ from non-endorable fixed penalty notices. They involve the endorsement of penalty points on a driving licence and they carry a heavier fine currently £60. Penalty Points remain on your licence for a period of 3 years.

The offence of 'Driving or causing or permitting a person to drive a motor vehicle whilst uninsured' may also be dealt with by the issue of an Endorsable Fixed Penalty Notice. The penalty for this offence is a fine of £200 and six penalty points. Your vehicle will also be seized pending the production of valid insurance and any other required driving documents.

Discretionary Disposal

Discretionary disposals were introduced to provide a speedy, effective outcome tailored to the needs of the victim. In addition they challenge offenders to recognise the impact of their behaviour. They can be used for a specified list of low level offences and are dealt with in this way rather than reporting the case to the Public Prosecution Service. In addition, the offender must have admitted to the offence before a discretionary disposal can be considered.

Speed Awareness Courses

Drivers, depending on the speed at which they were detected, may be offered an opportunity to attend a Speed Awareness Course as an alternative to penalty points. The course which is available at nine locations throughout Northern Ireland and delivered and managed by an appointed contractor must be attended within a period of 120 days from the date of detection. This method of disposal was introduced in June 2010. Certain restrictions apply to who can qualify for the speed awareness course option.