

Incidents and Crimes with a Hate Motivation Recorded by the Police in Northern Ireland

Update to 31 December 2020

Date of Publication:

25 February 2021


Frequency of Publication:

Quarterly

Issued by:

PSNI Statistics Branch
Lisnasharragh
42 Montgomery Road
Belfast
BT6 9LD

 statistics@psni.police.uk

 028 9065 0222 Ext. 24135

Web [PSNI Statistics](#)

In 12 months from 1st January 2020 to 31st December 2020:

- There were 46 fewer racist incidents and 35 fewer racist crimes recorded when compared with the previous 12 months.
- There was a decrease of 34 sectarian incidents when compared with the previous 12 months, while the number of crimes fell by 41. Levels of sectarian incidents and crimes during the latest 12 months are among the lowest 12 month periods recorded since the start of the data series in 2005/06.
- Homophobic incidents and crimes saw the largest increases across all hate motivation strands with 85 more incidents and 53 more crimes.
- Disability incidents decreased from 97 to 93 and crimes fell from 66 to 65.
- Faith/religion incidents fell from 42 to 34 and crimes decreased from 22 to 19.
- Transphobic incidents increased by 14 and crimes rose by 4.



Northern Ireland
Statistics and Research Agency

Keeping People Safe



	Page
1. Things you need to know about this release	2
2. Levels of hate motivated incidents and crimes – overall summary	4
Racist Motivation	
3. What is happening to levels of racist incidents and crimes over the longer term?	5
4. What has been happening to levels of racist incidents and crimes more recently?	6
5. Racist incidents and crimes - what has been happening in policing districts?	8
6. What are the ethnicities and nationalities of racist crime victims?	9
Homophobic Motivation	
7. What is happening to levels of homophobic incidents and crimes over the longer term?	10
8. What has been happening to levels of homophobic incidents and crimes more recently?	11
9. Homophobic incidents and crimes - what has been happening in policing districts?	13
Sectarian Motivation	
10. What is happening to levels of sectarian incidents and crimes over the longer term?	14
11. What has been happening to levels of sectarian incidents and crimes more recently?	15
12. Sectarian incidents and crimes - what has been happening in policing districts?	17
13. Attacks on symbolic premises	18
14. Background and Data Quality	19

We welcome comment and feedback on these statistics. If you would like to forward your views, receive notification of new publications or be kept informed of developments relating to PSNI statistics, please email your contact details using the email address provided on the cover page.

1. Things you need to know about this release

Coverage

This release is produced in accordance with the pillars and principles set out in the Code of Practice for Statistics.

The Police Service of Northern Ireland (PSNI) publishes figures on the levels and trends in police recorded incidents and crimes with a hate motivation. As these figures only relate to those hate motivated incidents reported to the police, they only provide an indication of the true extent of hate motivations. The statistics are collated and produced by statisticians seconded to the Police Service of Northern Ireland (PSNI) from the Northern Ireland Statistics and Research Agency (NISRA). Collation of this data started in 2004/05.

This release presents statistics relating to hate motivated incidents and crimes recorded by the police to 31 December 2020. Figures were compiled on 19 February 2021. Changes can be expected to in-year figures each time they are published, as all records from 1st April 2020 are subject to ongoing validation and quality assurance processes until publication in May 2021.

All tables and charts in the bulletin, along with supplementary data, are available from the PSNI website in the accompanying [spreadsheet](#).

The next update covering the 12 months to 31 March 2021 will be published in May 2021. A full [publication schedule](#) is available on the PSNI website.

What is a hate motivated incident or hate motivated crime as recorded by the police?

Hate crime is defined as any criminal offence which is perceived, by the victim or any other person, to be motivated by hostility or prejudice towards someone based on a personal characteristic. PSNI also use the principles of this definition to record non-crime hate incidents (see 'Hate Incident or Hate Crime' below).

Hate Incident or Hate Crime?

Police recorded crime data is a victim oriented approach to crime recording. A crime will be recorded as having a hate motivation where it meets the relevant definition provided above. Not all hate motivated incidents will result in the recording of a crime, as what has occurred in the incident may not be of the level of severity that would result in a crime being recorded. Where crimes with a hate abuse motivation are recorded, they are classified according to the Home Office Counting Rules and form a subset of the overall police recorded crime statistics.

Further details of the background and recording practice in relation to police recorded crime statistics are available in the [User Guide to Police Recorded Crime Statistics](#). An explanation of what constitutes an incident and a crime is provided in Section 2.1 of this guide, while reference to hate motivated incidents and crimes is available in Section 6. These recording practices, methods of counting outcomes and allocation of crime types apply equally to crimes with a hate motivation.

The victim of the hate crime will be recorded as the person to whom the hostility or prejudice is displayed, even if they do not have the personal characteristic targeted but are connected to someone who has, for example a parent who is harassed because they have a child with a disability. In some cases the personal characteristic may be incorrectly perceived by the person displaying the hostility or prejudice.

Within PSNI there are six strands of hate motivation that are monitored; Race, Homophobia (sexual orientation), Sectarianism, Faith/religion (non-sectarian), Disability and Transphobia. The definition for each of these motivations is provided on the next page, while an explanation of the perception test is provided below.

The Perception Test

Evidence is not the test when reporting a hate incident; when an incident or crime has been reported to police by the victim or by any other person and they perceive it as being motivated by prejudice or hate, it will be recorded and investigated as a hate incident or crime. The perception of the victim, or any other person is the defining factor in determining whether an incident is a hate incident, or in recognising the hostility element of a hate crime. Perception-based recording refers to the perception of the victim, or any other person. It would not be appropriate to record a crime or incident as a hate crime or hate incident if it was based on the perception of a person or group who had no knowledge of the victim, crime or the area, and who may be responding to media or internet stories or who are reporting for a political or similar motive. The other person could, however, be one of a number of people, including: police officers or staff; witnesses; family members; civil society organisations who know details of the victim, the crime or hate crimes in the locality, such as a third-party reporting charity; a carer or other professional who supports the victim; someone who has knowledge of hate crime in the area – this could include many professionals and experts such as the manager of an education centre used by people with learning disabilities who regularly receives reports of abuse from students; a person from within the group targeted with the hostility, eg, a Traveller who witnessed racist damage in a local park.

Definitions

Race

A racial group can be defined as a group of persons defined by reference to race, colour, nationality or ethnic or national origins (this includes UK National origins i.e. Scottish, English, Welsh and Irish) and references to a person's racial group refer to any racial group into which he/she falls. Racial group includes the Irish Traveller community.

Homophobia (sexual orientation)

Homophobia can be defined as a fear or dislike directed towards lesbian, gay or bisexual people, or a fear or dislike directed towards their perceived lifestyle, culture or characteristics. Sexual orientation can be defined as an individual's preference for a particular sex (be it the opposite or the same), or an individual's view of their own sexuality.

Sectarianism

The term 'sectarian', whilst not clearly defined, is a term almost exclusively used in Northern Ireland to describe incidents of bigoted dislike or hatred of members of a different religious or political group. It is broadly accepted that within the Northern Ireland context an individual or group must be perceived to be Catholic or Protestant, Nationalist or Unionist, or Loyalist or Republican. However sectarianism can also relate to other religious denominations, for example, Sunni and Shi'ite in Islam.

Faith/Religion (non-sectarian)

A faith or religious group can be defined as a group of persons defined by reference to religious belief or lack of religious belief. This would include Christians, Muslims, Hindus, Sikhs and different sects within a religion. It also includes people who hold no religious belief at all.

Disability (or Disablist)

Any disability including physical or sensory disability, learning disability, long-term illness and mental health.

Transphobia

Includes people who are trans and those who hold the gender recognition certificate under the Gender Recognition Act 2004.

Points to note in this bulletin

In-year figures are provisional: changes can be expected to in-year figures each time they are published, as records from 1st April 2020 are subject to ongoing validation and quality assurance processes until publication in May 2021. Revisions to figures for previous financial years are applied on an annual basis in May.

Incidents and multiple motivations: A small number of incidents will have more than one type of hate motivation attributed to the incident. Due to this potential for double counting, the six hate motivation strands should not be added together and presented as overall hate incidents and crimes.

Crimes: As there may be more than one crime recorded within an individual incident, it is possible for the number of crimes with a particular hate motivation to be higher than the number of incidents with that motivation.

Incidents and Crimes: Hate-motivated crimes and hate-motivated incidents should not be added together as crimes for each motivation strand are included in the incident count for each hate motivation strand.

Malicious communications: Recording of this crime, which is classified to harassment (within violence against the person), started on 1st April 2017. This should be considered in relation to any changes in the overall violence against the person classification.

Disclosure control has been applied to some tables in line with the requirements of the Code of Practice for Official Statistics. Where this applies cells have been merged or suppressed in order to ensure the identity of individuals/organisations or any private information relating to them is not revealed. "*" indicates a cell has been suppressed.

2. Levels of hate motivated incidents and crimes – overall summary

In 12 months from 1st January 2020 to 31st December 2020:

- The number of incidents recorded fell across four of the six hate motivations (racist, sectarian, disability and faith/religion) when compared with the previous 12 months.
- The number of crimes recorded increased across two of the six motivations (homophobic and transphobic) when compared with the previous 12 months.
- Incidents with a racist motivation and crimes with a sectarian motivation showed the largest falls (46 incidents and 41 crimes respectively).
- Incidents and crimes with a homophobic motivation showed the largest overall increase (85 incidents and 53 crimes).
- Lockdown measures in relation to Covid-19 were first introduced on 23rd March 2020:
 - Levels of hate incidents and crimes were broadly lower across all hate motivation strands during the months of April and May 2020 compared with the same months in 2019. In June 2020, the number of hate motivated incidents and crimes across all strands exceeded levels for June 2019.
- Throughout 2020, most of the hate motivation strands have shown little change in crime levels compared with 2019. This is with the exception of incidents and crimes with a homophobic motivation, and to a lesser extent those with a transphobic motivation, where levels have been higher in most months during 2020. Changes in hate crime levels should be seen in the context of overall police recorded crime, which has shown a lower weekly average since 23rd March 2020. [[Police Recorded Crime Monthly Update to 31 January 2021](#) – Section 5]

Table 1 Overall summary of hate motivated incidents and crimes

Motivation	Total number of incidents recorded			Total number of crimes recorded		
	Jan'19 to Dec'19	Jan'20 to Dec'20	change	Jan'19 to Dec'19	Jan'20 to Dec'20	change
Racist	985	939	-46	662	627	-35
Homophobic	275	360	85	192	245	53
Sectarian	918	884	-34	674	633	-41
Disability	97	94	-3	66	65	-1
Faith/Religion	42	34	-8	22	19	-3
Transphobic	60	74	14	30	34	4

The rest of this bulletin looks in more detail at racist, homophobic and sectarian motivations, with further tables on these strands of hate motivation available in the accompanying [spreadsheet](#).

Additional figures on disability, faith/religion and transphobic motivations are available in the accompanying [spreadsheet](#) Table 1 and Table 21.

A more detailed analysis of all hate motivation strands is available through the publication [Trends in Hate Motivated Incidents and Crimes Recorded by the Police in Northern Ireland 2004/05 to 2019/20](#).

3. What is happening to levels of racist incidents and crimes over the longer term?

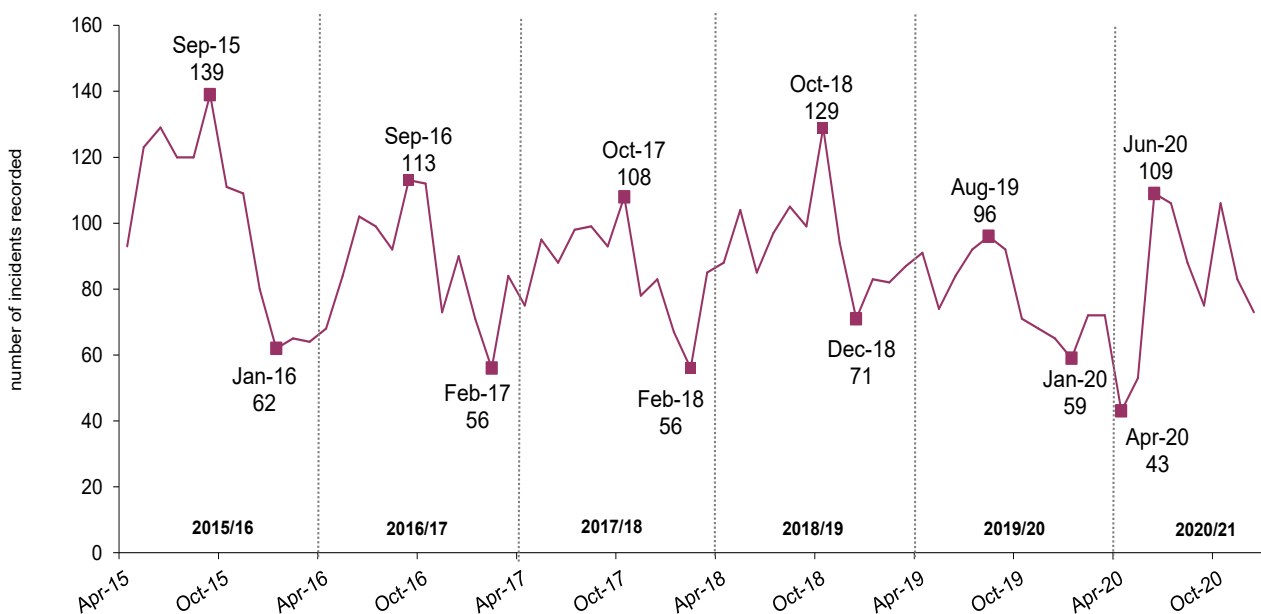
Following a decline in levels of racist incidents and crimes between 2009/10 and 2011/12 they increased each year between 2011/12 and 2014/15 (the highest recorded in the series). With the exception of 2018/19 levels have fallen in each of the years since then. The levels of both incidents and crimes recorded in 2019/20 are the fifth lowest in the data series.

Figure 1 Trends in racist incidents and crimes recorded by the police since 2004/05



Since 2015/16 racist incidents have tended to reach their highest levels around September or October each year, with the lowest levels recorded between December and March; August 2019 and June 2020 are an exception to this pattern. Figure 2 shows the pattern of racist incidents over the last five financial years and the emerging pattern in the current financial year 2020/21.

Figure 2 Police recorded racist incidents each month April 2015 to December 2020, showing highest and lowest levels in each financial year



4. What has been happening to levels of racist incidents and crimes more recently?

In 12 months from 1st January 2020 to 31st December 2020:

- There were lower levels of both racist incidents and crimes recorded when compared with the previous 12 months. [Table 2]
- There were 939 racist incidents recorded by the police in Northern Ireland, 46 fewer than for the previous 12 months. [Table 2]
- The number of racist crimes recorded by the police was 627, a decrease of 35 on the previous 12 months. [Table 2]
- There were 5 racist incidents and 3 racist crimes per 10,000 population¹; both rates show no change when compared with the previous 12 months.
- Racist crimes represented 0.7% of all police recorded crime.
- Offences of theft, burglary and criminal damage increased by 16. There was a decrease of 39 in violence against the person offences, and all other offences fell by 12. [Table 2]

Figure 3 Racist incidents recorded by the police January 2019 to December 2020

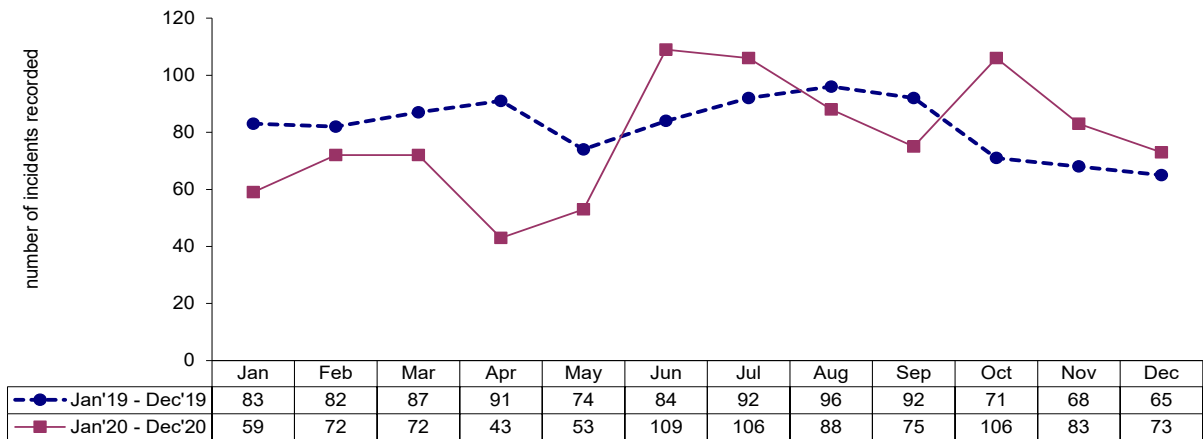
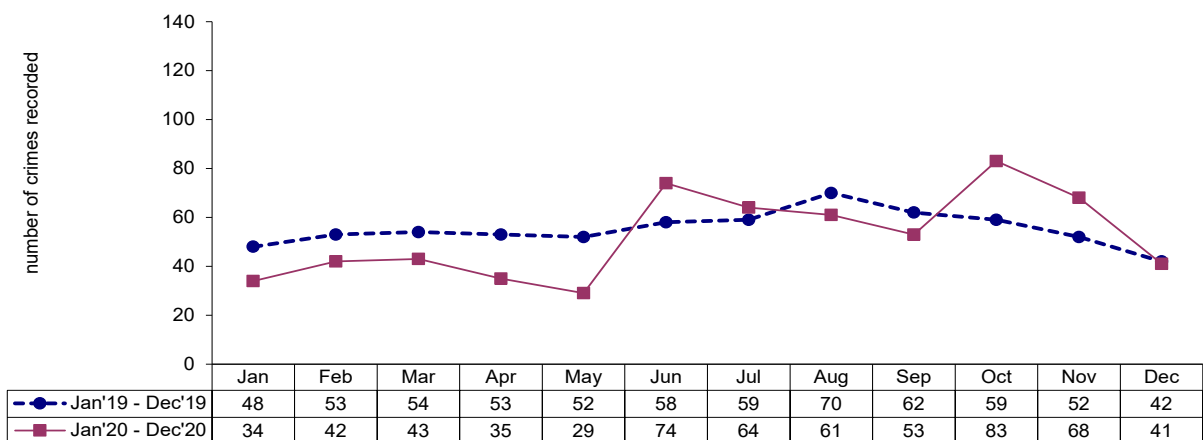


Figure 4 Racist crimes recorded by the police January 2019 to December 2020



¹ Crime per 10,000 population based on mid-year population estimate of 1,893,667 for 2019, the latest mid-year estimate available at time of compilation. Mid-year population estimates are available from the [NISRA website](#).

Table 2 Racist incidents and crimes recorded by the police

		Numbers		
		Jan'19 to Dec'19	Jan'20 to Dec'20	change
Incidents		985	939	-46
Crimes	Violence against the person offences	376	337	-39
	Theft (including burglary) & criminal damage	265	281	16
	All other offences	21	9	-12
	Total crimes (racist motivation)	662	627	-35

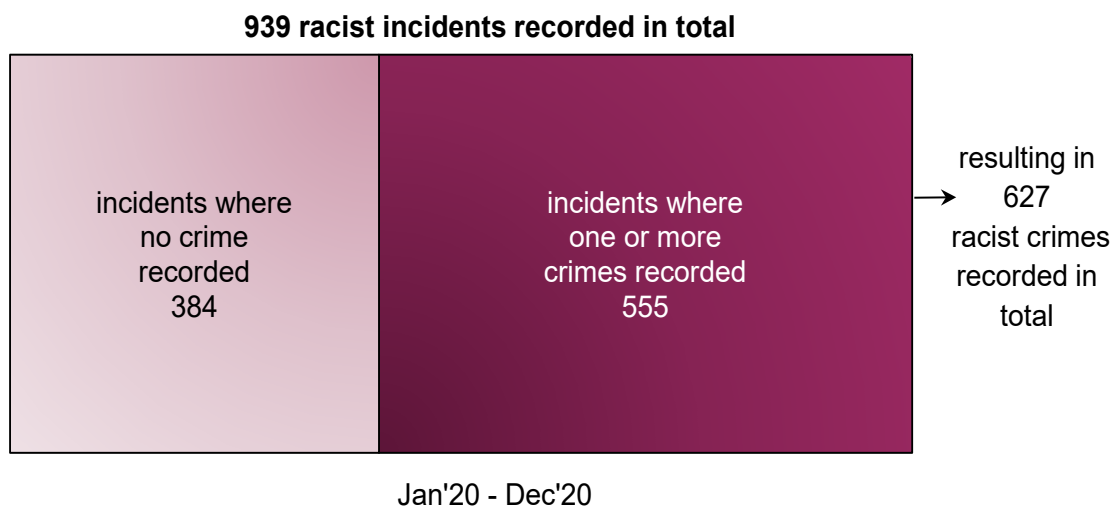
What is the difference between a racist incident and racist crime recorded by the police?

Not all racist incidents will result in the recording of a crime, as what has occurred in the incident may not be of the level of severity that would result in a racist crime being recorded. Some racist incidents will result in multiple crimes being recorded. **Racist crimes are included in the incident count and the two should not be added together.**

Figure 5 shows how racist incidents are broken down into those with and without crimes.

In the twelve months to 31 December 2020 there were 939 incidents recorded by the police where there was a racist motivation. Of these, there were 384 incidents which did not involve a crime (i.e. incidents where the circumstances did not amount to an offence being committed). The remaining 555 incidents involved one or more crimes (amounting to 627 racist crimes in total). Around two in five incidents recorded in this time period did not result in a crime being recorded.

Figure 5 Racist incidents and crimes



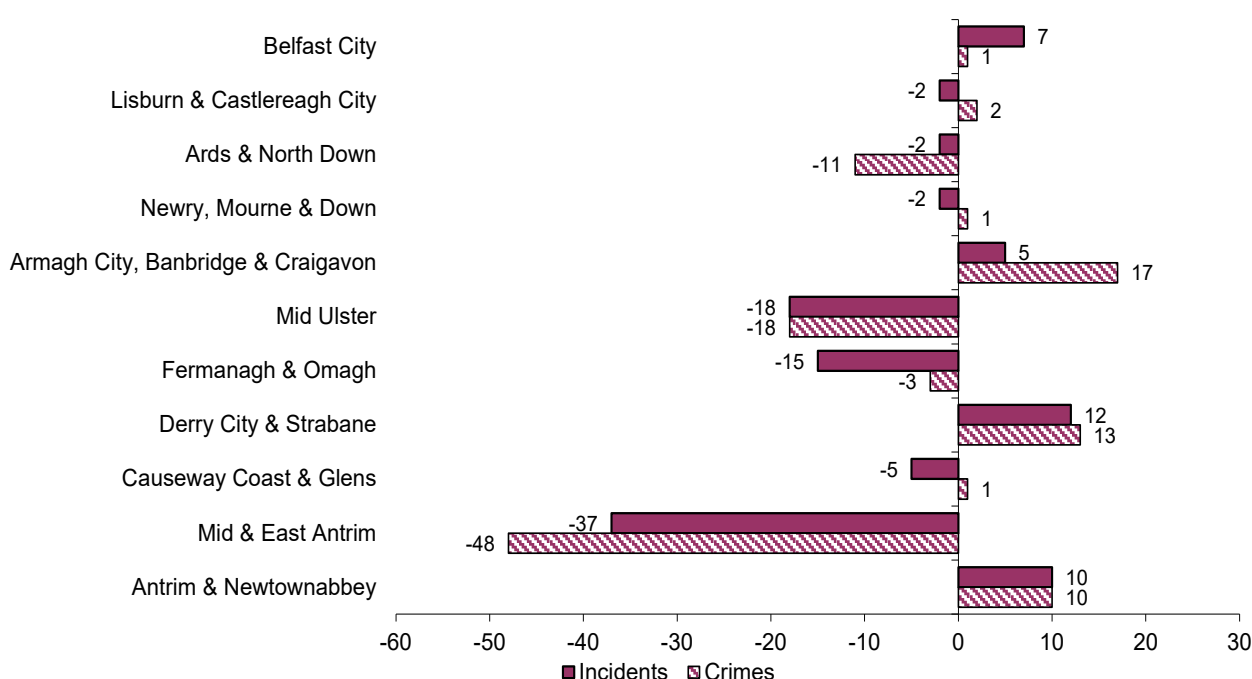
5. Racist incidents and crimes - what has been happening in policing districts?

When comparing the current and previous 12 months, seven policing districts showed a decrease in the number of racist incidents, with four showing a decrease in the number of racist crimes. Belfast City policing district, which accounts for around two out of five racist incidents and crimes recorded in Northern Ireland, showed an increase in both incidents (7) and crimes (1). [Table 3]

Table 3 Racist incidents and crimes recorded by police, by policing district

	Numbers					
	Racist Incidents			Racist Crimes		
	Jan'19 to Dec'19	Jan'20 to Dec'20	change	Jan'19 to Dec'19	Jan'20 to Dec'20	change
Belfast City	409	416	7	262	263	1
Lisburn & Castlereagh City	45	43	-2	28	30	2
Ards & North Down	54	52	-2	30	19	-11
Newry, Mourne & Down	47	45	-2	33	34	1
Armagh City, Banbridge & Craigavon	88	93	5	58	75	17
Mid Ulster	59	41	-18	44	26	-18
Fermanagh & Omagh	37	22	-15	24	21	-3
Derry City & Strabane	54	66	12	34	47	13
Causeway Coast & Glens	50	45	-5	28	29	1
Mid & East Antrim	78	41	-37	76	28	-48
Antrim & Newtownabbey	64	74	10	45	55	10
No Area Assigned	0	1	1	0	0	0
Northern Ireland	985	939	-46	662	627	-35

Figure 6 Change in police recorded racist incidents and crimes by policing district, 12 months to December 2020 compared with the previous 12 months



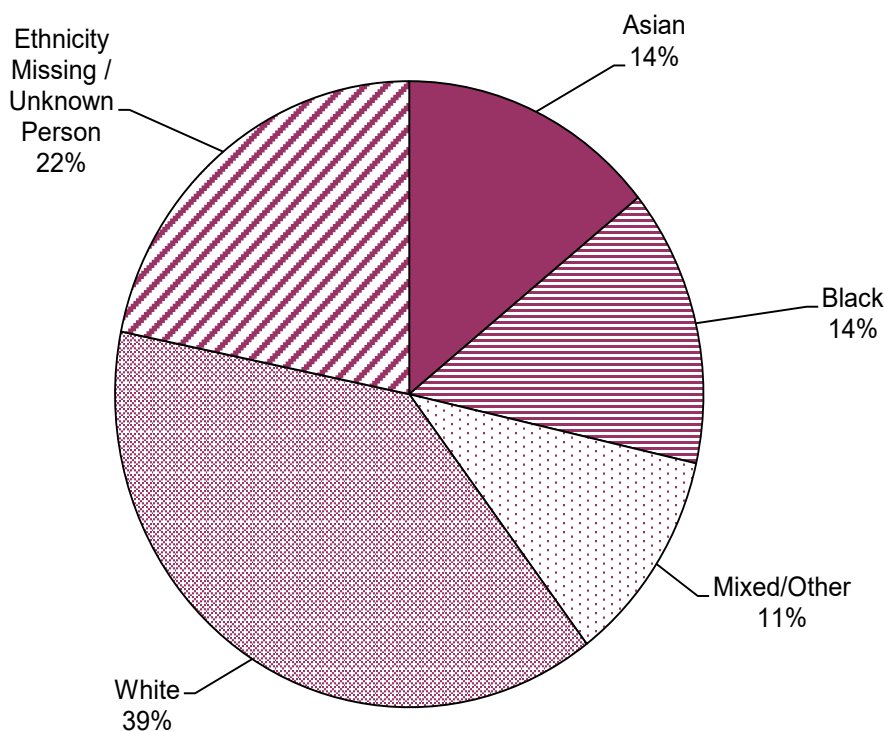
6. What are the ethnicities and nationalities of racist crime victims?

Ethnicity: Different ethnicity classifications have been used within the PSNI crime recording systems since 2007/08. Table 12 in the accompanying [spreadsheet](#) reflects racist crimes by the ethnicity of the victim grouped by Asian, Black, Mixed/Other and White ethnicities. The historic classifications that are no longer available for selection on the NICHE system are separately identified. These may still be identified in the data where the victim details were recorded while the historic classifications were in use.

Nationality: Table 13 in the accompanying [spreadsheet](#) shows the nationalities of victims of racist crime. These figures are based on nationality only and do not take into account the victim's ethnicity.

Ethnicity and Nationality combined: Not all victims of the same nationality have the same ethnicity. This is particularly evident for those victims of racist crimes who identify their nationality as UK and Ireland. Table 14 in the accompanying [spreadsheet](#) shows the most frequently recorded victim nationalities for each ethnicity. This makes it possible to see, for example, the number of victims with UK and Ireland nationality who have Asian, Black or White ethnicity. This can also be seen in relation to a number of other nationalities.

Figure 7 Ethnicity of victims of racist crimes, January 2020 to December 2020

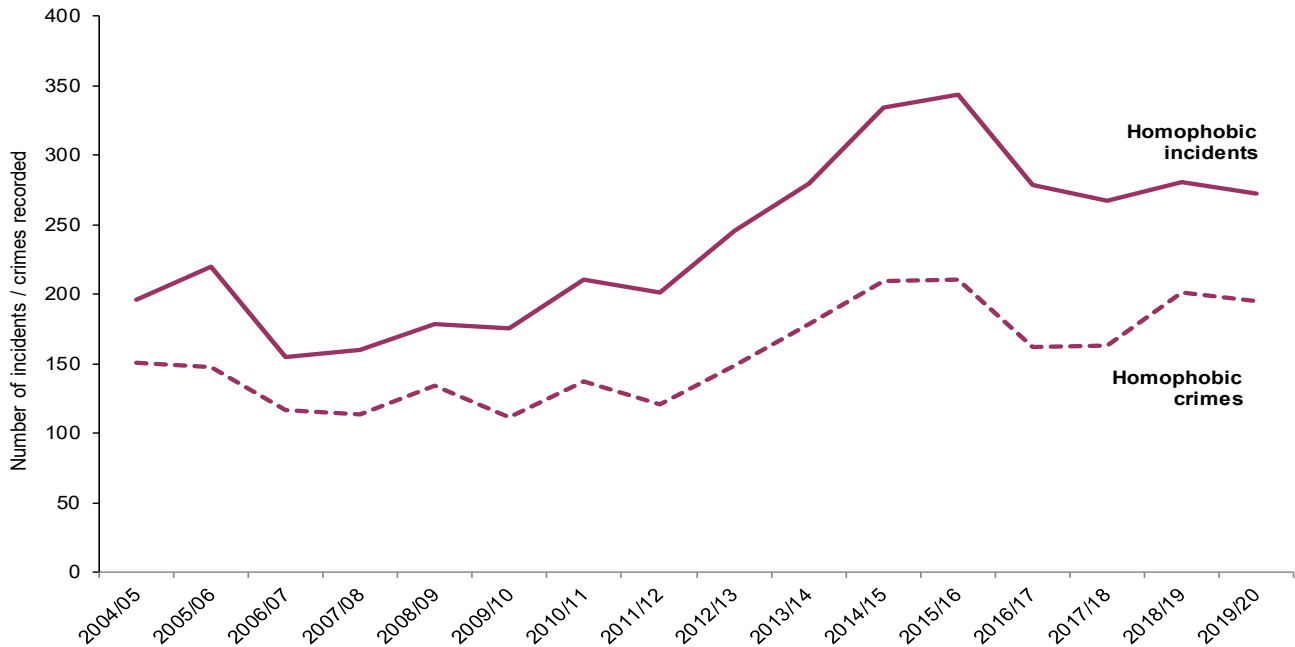


The ethnicity and nationality of victims of racist crimes is available in at least 78 per cent of records.

7. What is happening to levels of homophobic incidents and crimes over the longer term?

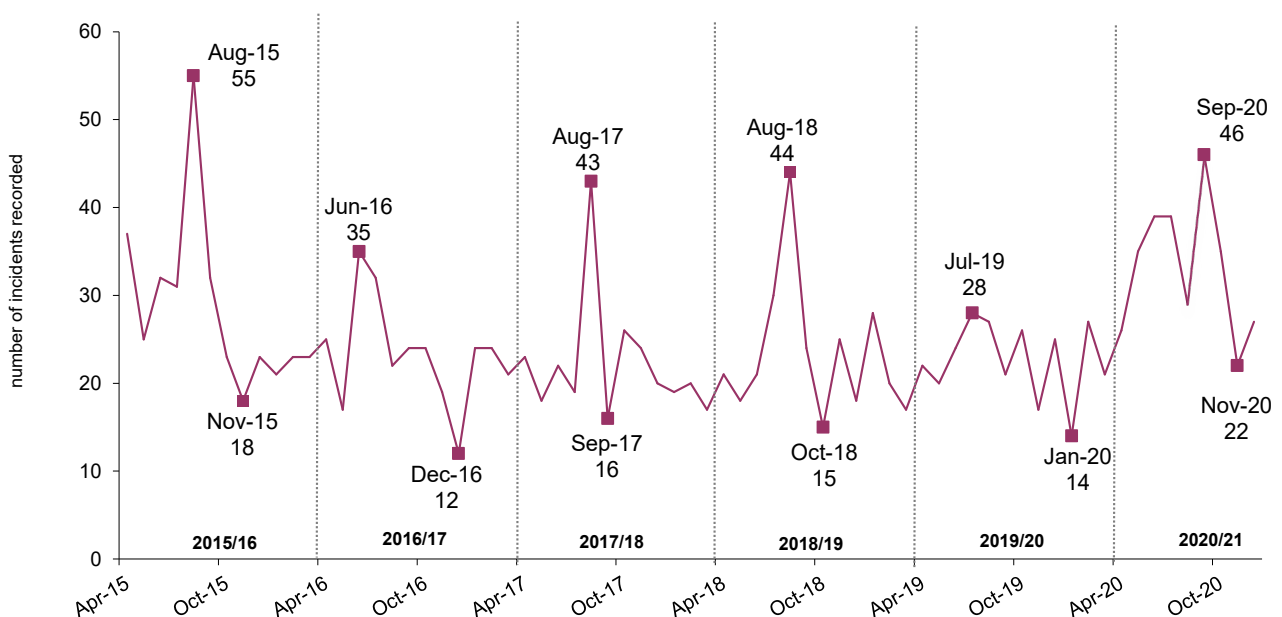
Homophobic motivated incidents and crimes generally increased between 2006/07 and 2015/16 to reach the highest level recorded since the data series began in 2004/05. While there has been more fluctuation in crime levels, they increased year on year between 2011/12 and 2015/16 (the highest number of homophobic crimes recorded since the data series began). Since 2016/17 number of incidents has fallen to a level previously seen in 2013/14. The number of homophobic crimes recorded in 2019/20 is the fourth highest in the data series.

Figure 8 Trends in homophobic incidents and crimes recorded by the police since 2004/05



Homophobic incidents tend to reach a peak between June and September while the lowest levels tend to be seen between September and December. Figure 9 shows the pattern of homophobic incidents over the last five financial years and the emerging pattern in the current financial year 2020/21.

Figure 9 Police recorded homophobic incidents each month April 2015 to December 2020, showing highest and lowest levels in each financial year



8. What has been happening to levels of homophobic incidents and crimes more recently?

In 12 months from 1st January 2020 to 31st December 2020:

- There were 360 homophobic incidents recorded by the police in Northern Ireland, 85 more than the previous 12 months. [Table 4]
- The number of homophobic crimes recorded by the police was 245, an increase of 53 on the previous 12 months. [Table 4]
- There were 2 homophobic incidents and 1 homophobic crime per 10,000 population², compared with 1 homophobic incident and 1 homophobic crime per 10,000 population recorded in the previous 12 months.
- Homophobic crimes represented 0.3% of all police recorded crime.
- The number of violence against the person offences rose by 45. Theft, burglary & Criminal Damage offences increased by 6, and all other offences rose by 2. [Table 4]

Figure 10 Homophobic incidents recorded by the police January 2019 to December 2020

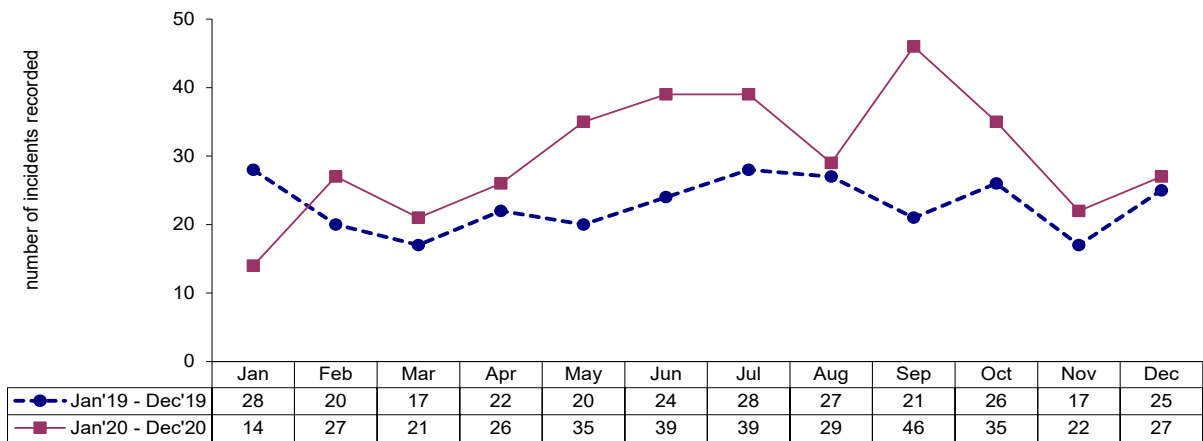
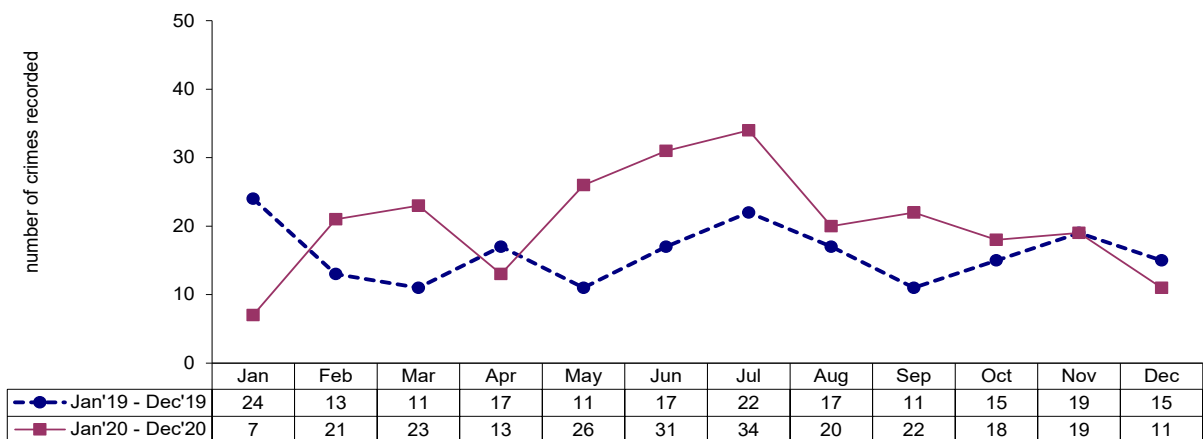


Figure 11 Homophobic crimes recorded by the police January 2019 to December 2020



² Crime per 10,000 population based on mid-year population estimate of 1,893,667 for 2019, the latest mid-year estimate available at time of compilation. Mid-year population estimates are available from the [NISRA website](#).

Table 4 Homophobic incidents and crimes recorded by the police

		Numbers		
		Jan'19 to Dec'19	Jan'20 to Dec'20	change
Incidents		275	360	85
Crimes	Violence against the person offences	151	196	45
	Theft (including burglary) & criminal damage	38	44	6
	All other offences	3	5	2
	Total crimes (homophobic motivation)	192	245	53

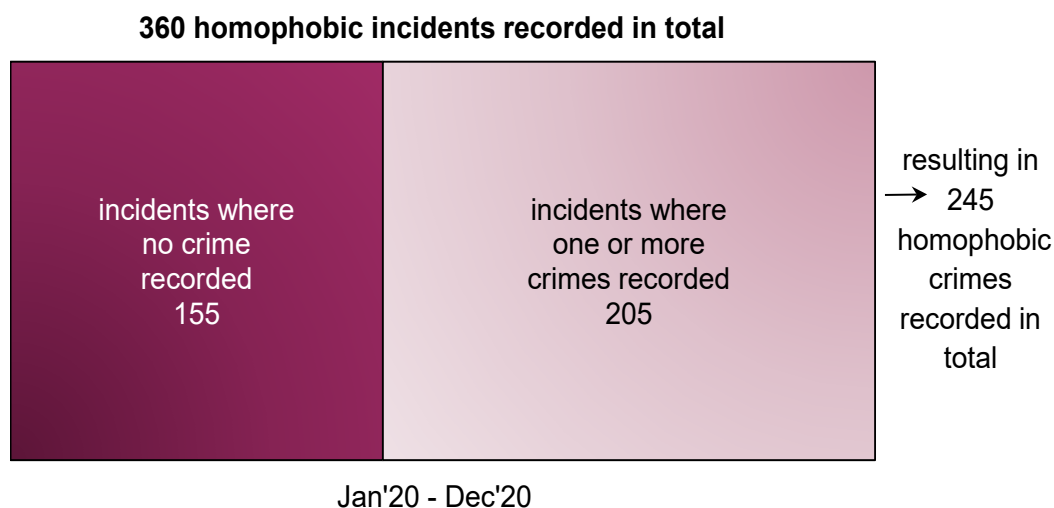
What is the difference between a homophobic incident and homophobic crime recorded by the police?

Not all homophobic incidents will result in the recording of a crime, as what has occurred in the incident may not be of the level of severity that would result in a homophobic crime being recorded. Some homophobic incidents will result in multiple crimes being recorded. **Homophobic crimes are included in the incident count and the two should not be added together.**

Figure 12 shows how homophobic incidents are broken down into those with and without crimes.

In the twelve months to 31 December 2020 there were 360 incidents recorded by the police where there was a homophobic motivation. Of these, there were 155 incidents which did not involve a crime (i.e. incidents where the circumstances did not amount to an offence being committed). The remaining 205 incidents involved one or more crimes (amounting to 245 homophobic crimes in total). Around two out of every five incidents recorded in this time period did not result in a crime being recorded.

Figure 12 Homophobic incidents and crimes



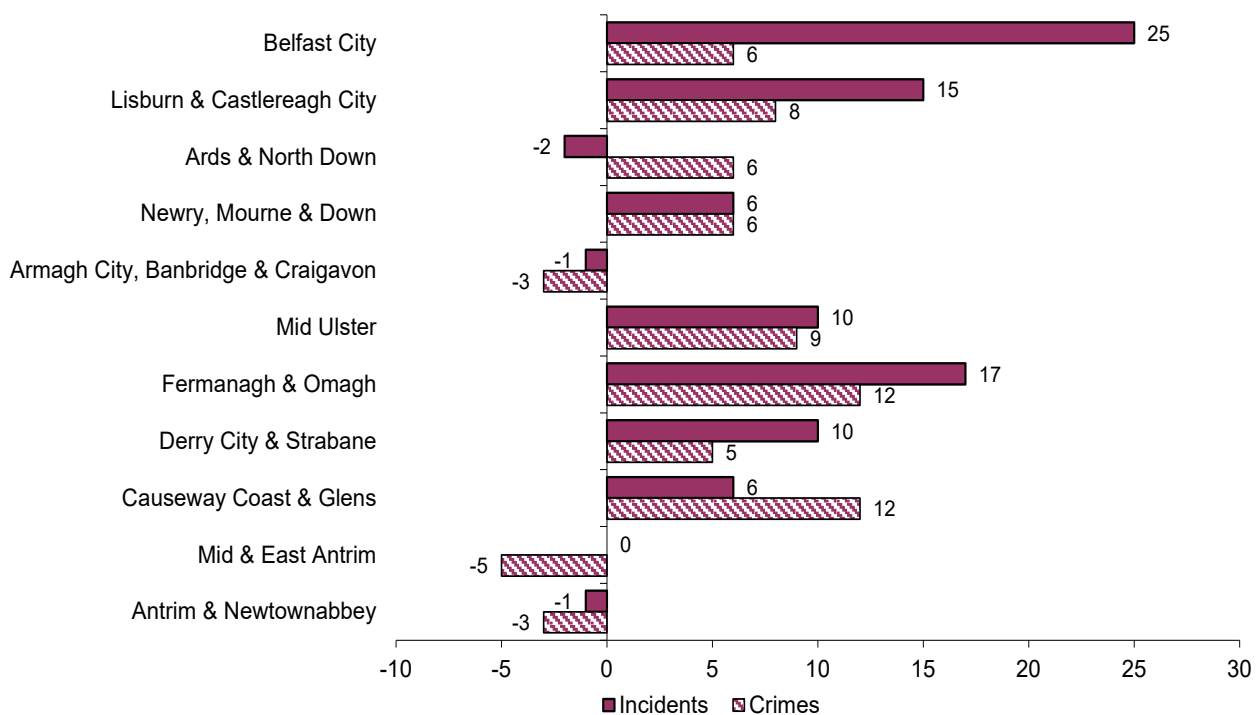
9. Homophobic incidents and crimes - what has been happening in policing districts?

When comparing the current and previous 12 months, three policing districts showed a decrease in the number of homophobic incidents and seven showed an increase. Eight policing districts showed an increase in homophobic crimes. Belfast City policing district, which accounts for around two in five homophobic incidents and one in three homophobic crimes recorded in Northern Ireland in the current 12 months, showed an increase of 25 incidents and 6 crimes. [Table 5]

Table 5 Homophobic incidents and crimes recorded by police, by policing district

	Numbers					
	Homophobic Incidents			Homophobic Crimes		
	Jan'19 to Dec'19	Jan'20 to Dec'20	change	Jan'19 to Dec'19	Jan'20 to Dec'20	change
Belfast City	126	151	25	82	88	6
Lisburn & Castlereagh City	8	23	15	5	13	8
Ards & North Down	15	13	-2	3	9	6
Newry, Mourne & Down	20	26	6	16	22	6
Armagh City, Banbridge & Craigavon	36	35	-1	27	24	-3
Mid Ulster	7	17	10	5	14	9
Fermanagh & Omagh	3	20	17	2	14	12
Derry City & Strabane	30	40	10	26	31	5
Causeway Coast & Glens	8	14	6	6	18	12
Mid & East Antrim	9	9	0	9	4	-5
Antrim & Newtownabbey	13	12	-1	11	8	-3
No Area Assigned	0	0	0	0	0	0
Northern Ireland	275	360	85	192	245	53

Figure 13 Change in police recorded homophobic incidents and crimes by policing district, 12 months to December 2020 compared with the previous 12 months



10. What is happening to levels of sectarian incidents and crimes over the longer term?

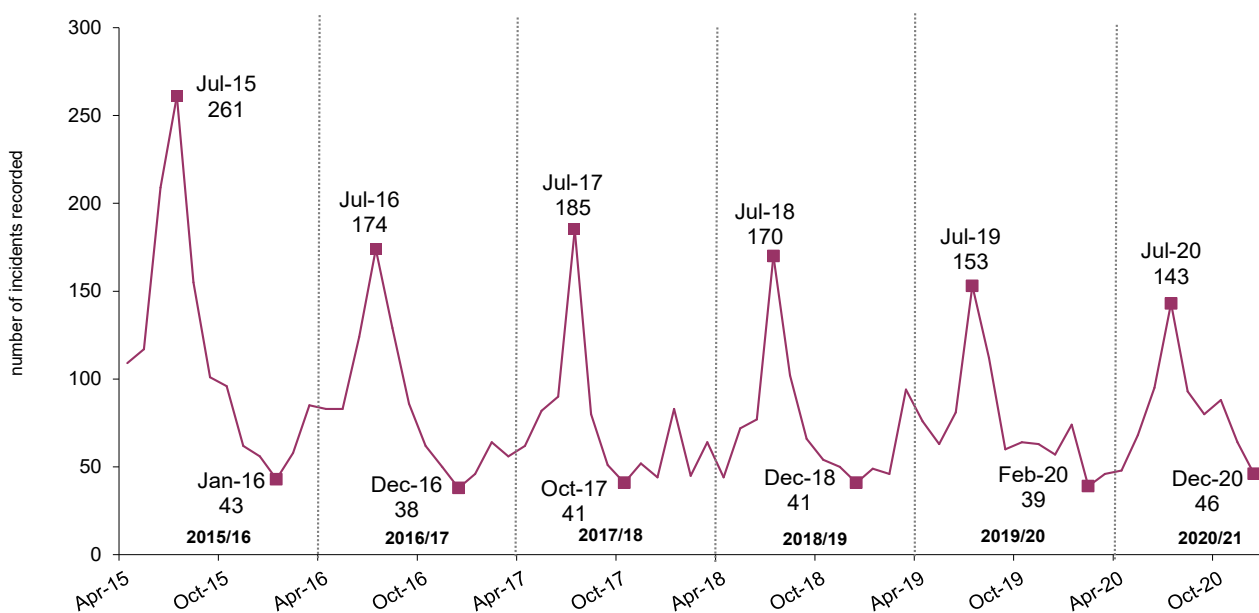
The number of sectarian incidents was at its highest level in 2009/10 with 1,840 incidents recorded. Levels have generally fallen since then, with 2018/19 the lowest in the data series and less than half of the peak level recorded in 2009/10. The number of sectarian crimes recorded in 2019/20 is the third lowest in the data series, showing a fall of 56 per cent when compared with the highest level which was recorded in 2005/06.

Figure 14 Trends in sectarian incidents and crimes recorded by the police since 2005/06



Sectarian incidents tend to peak in July of each year and such levels may be closely linked to unrest during this period. The lowest levels tend to be recorded between October and February. Figure 15 shows the pattern of sectarian incidents over the last five financial years and the emerging pattern in the current financial year 2020/21.

Figure 15 Police recorded sectarian incidents each month April 2015 to December 2020, showing highest and lowest levels in each financial year



11. What has been happening to levels of sectarian incidents and crimes more recently?

In 12 months from 1st January 2020 to 31st December 2020:

- There were 884 sectarian incidents recorded by the police in Northern Ireland. With a decrease of -34 incidents on the previous 12 months, it remains one of the lowest 12 month periods recorded since the start of the data series in 2005/06. [Figure 14 and Table 6]
- The number of sectarian crimes recorded by the police fell to 633, a decrease of 41 on the previous 12 months. [Figure 14 and Table 6]
- There were 5 sectarian incidents and 4 sectarian crimes per 10,000 population³, compared with 5 sectarian incidents and 3 sectarian crimes per 10,000 population recorded in the previous 12 months.
- Sectarian crimes represented 0.7% of all police recorded crime.
- An increase was seen in violence against the person offences (18 offences higher). Offences of theft, burglary and criminal damage, and all other offences fell by 48 and 11 respectively. [Table 6]

Figure 16 Sectarian incidents recorded by the police January 2019 to December 2020

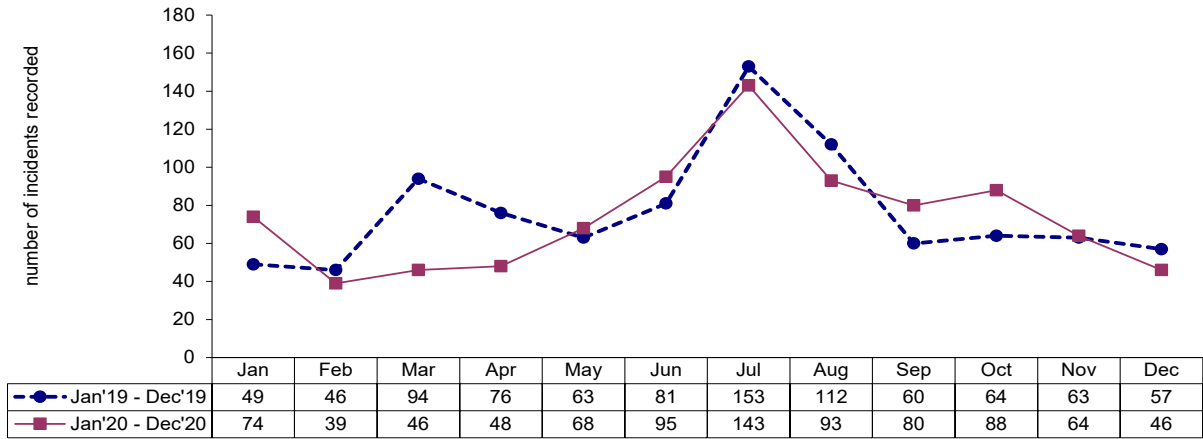
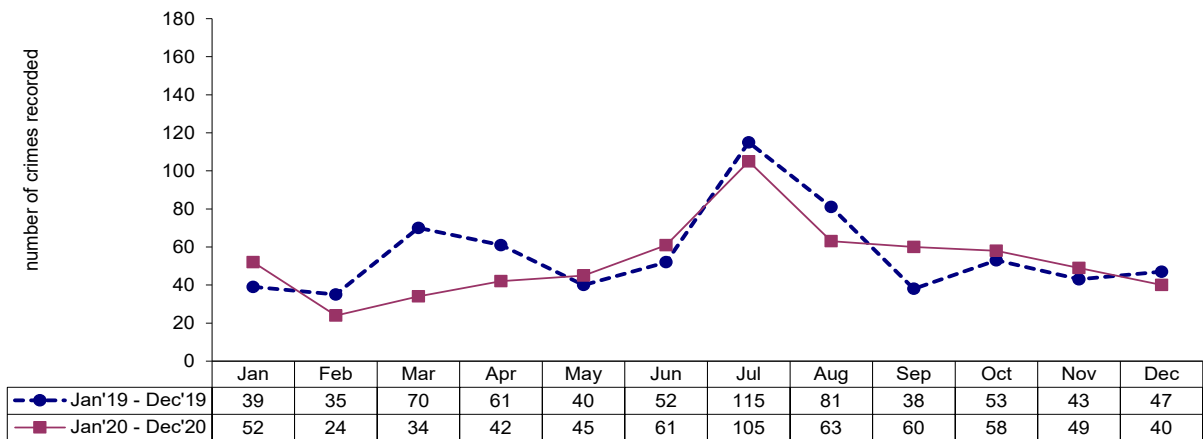


Figure 17 Sectarian crimes recorded by the police January 2019 to December 2020



³ Crime per 10,000 population based on mid-year population estimate of 1,893,667 for 2019, the latest mid-year estimate available at time of compilation. Mid-year population estimates are available from the [NISRA website](#).

Table 6 Sectarian incidents and crimes recorded by the police

		Numbers		
		Jan'19 to Dec'19	Jan'20 to Dec'20	change
Incidents		918	884	-34
Crimes	Violence against the person offences	330	348	18
	Theft (including burglary) & criminal damage	311	263	-48
	All other offences	33	22	-11
	Total crimes (sectarian motivation)	674	633	-41

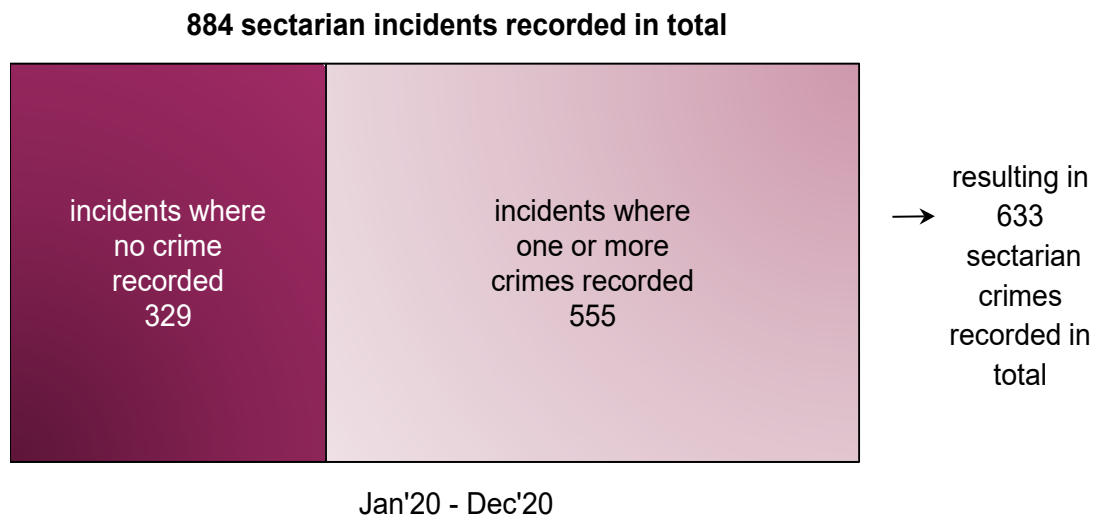
What is the difference between a sectarian incident and sectarian crime recorded by the police?

Not all sectarian incidents will result in the recording of a crime, as what has occurred in the incident may not be of the level of severity that would result in a sectarian crime being recorded. Some sectarian incidents will result in multiple crimes being recorded. **Sectarian crimes are included in the incident count and the two should not be added together.**

Figure 18 shows how sectarian incidents are broken down into those with and without crimes.

In the twelve months to 31st December 2020 there were 884 incidents recorded by the police where there was a sectarian motivation. Of these, there were 329 incidents which did not involve a crime (i.e. incidents where the circumstances did not amount to an offence being committed). The remaining 555 incidents involved one or more crimes (amounting to 633 sectarian crimes in total). Just less than two fifths of incidents recorded in this time period did not result in a crime being recorded.

Figure 18 Sectarian incidents and crimes



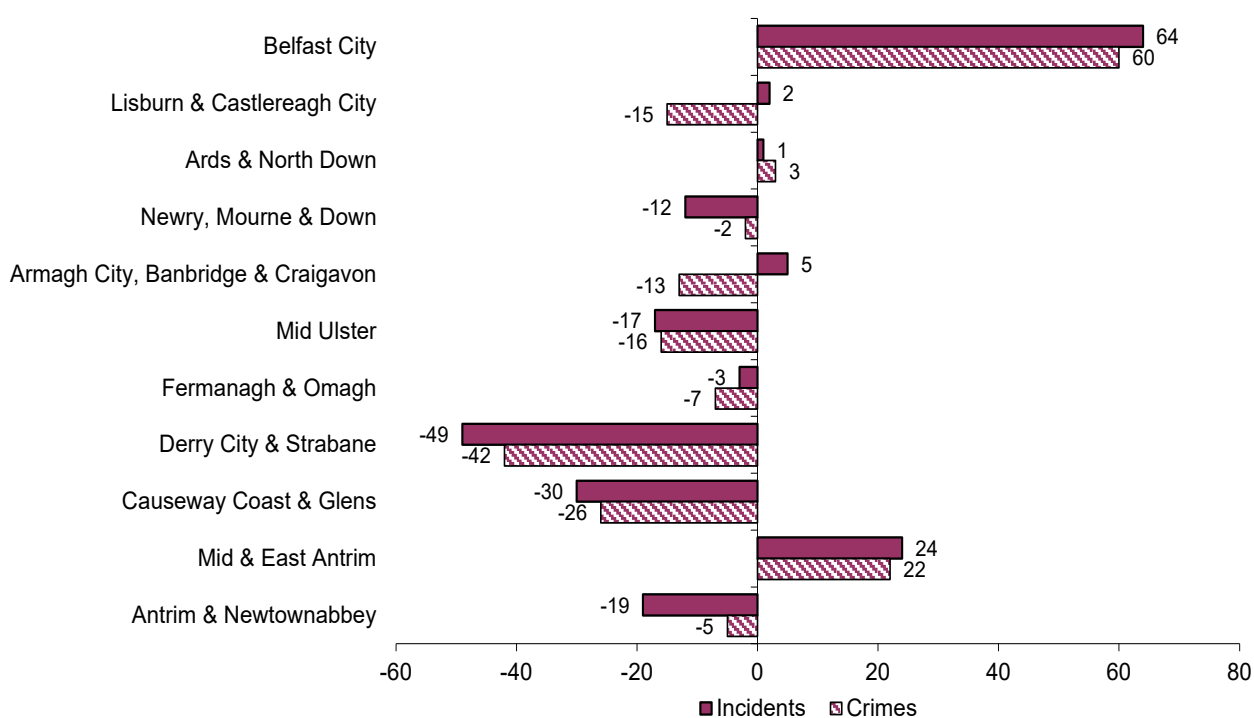
12. Sectarian incidents and crimes - what has been happening in policing districts?

When comparing the current and previous 12 months, five policing districts showed an increase in the number of sectarian incidents and three showed an increase in sectarian crimes. Belfast City policing district, which accounts for nearly two fifths of all sectarian incidents and crimes recorded in Northern Ireland in the current period, recorded 64 more incidents and 60 more crimes. [Table 7]

Table 7 Sectarian incidents and crimes recorded by police, by policing district

	Numbers					
	Sectarian Incidents			Sectarian Crimes		
	Jan'19 to Dec'19	Jan'20 to Dec'20	change	Jan'19 to Dec'19	Jan'20 to Dec'20	change
Belfast City	291	355	64	195	255	60
Lisburn & Castlereagh City	49	51	2	46	31	-15
Ards & North Down	26	27	1	14	17	3
Newry, Mourne & Down	45	33	-12	28	26	-2
Armagh City, Banbridge & Craigavon	79	84	5	65	52	-13
Mid Ulster	68	51	-17	56	40	-16
Fermanagh & Omagh	40	37	-3	30	23	-7
Derry City & Strabane	141	92	-49	112	70	-42
Causeway Coast & Glens	82	52	-30	61	35	-26
Mid & East Antrim	44	68	24	30	52	22
Antrim & Newtownabbey	53	34	-19	37	32	-5
No Area Assigned	0	0	0	0	0	0
Northern Ireland	918	884	-34	674	633	-41

Figure 19 Change in police recorded sectarian incidents and crimes by policing district, 12 months to September 2020 compared with the previous 12 months



13. Attacks on symbolic premises

Attacks on symbolic premises are recorded where a crime has a sectarian motivation, where the premises is the intended target of the attack, and where the premises are one of the following; a church or chapel, a GAA or Ancient Order of Hibernians Hall, an Orange Hall or Apprentice Boys Hall, or a school. These figures are a subset of sectarian motivated crimes.

Table 8 Attacks on symbolic premises

Type of symbolic premises	Numbers	
	Jan'19 to Dec'19	Jan'20 to Dec'20
Church or Chapel	8	9
GAA or Ancient Order of Hibernians Hall	*	*
Orange or Apprentice Boys Hall	12	17
School	*	*

* Cell suppression has been applied to ensure that the identity of individuals/organisations or any private information relating to them is not revealed.

14. Background and Data Quality

Data collection and data accuracy

The identification of a hate motivation is derived from a motivation 'tick box' on the system used by PSNI to record crime. The motivation is identified and completed by a police officer or member of police staff for each such reported incident or crime. The correct application of a hate motivation for all such incidents/crimes is not quality assured by the PSNI's Statistics Branch, but audits and data quality checks are routinely conducted in an attempt to ensure that any under or over-recording is corrected. Crimes with a hate motivation are included within the police recorded crime statistics for Northern Ireland and these crimes are recorded in compliance with the Home Office Counting Rules. A comprehensive validation and quality assurance process has been set in place to ensure that the numbers and types of crimes being recorded meet the standards set down in these rules. Details of the data quality checks and processes that PSNI has in place are available in section 4 of the [User Guide to Police Recorded Crime Statistics in Northern Ireland](#).

Annual Revisions: Revisions to previously published annual data in respect of hate motivated crimes were applied for the first time to financial year figures released in May 2018. The revisions to 2015/16 and 2016/17 were to take account of crime cancellation or identification of a sanction outcome which occurred after the figures were initially published. Revisions of this nature will next be applied in May 2021. Further guidance on crime cancellation can be found in the [Home Office Counting Rules for Recorded Crime](#).

How the data is used

Hate motivation statistics have been collated by PSNI in their current format since 2004/05. They are used widely within PSNI as management information and to inform policy and performance. The figures are also used by government departments and other voluntary and statutory agencies to inform debate and policy development regarding hate crime in Northern Ireland.

Additional data available to accompany this release

This release provides an overview of hate motivated incidents and crimes recorded by the police in the 12 months to December 2020. Additional Tables are available on the PSNI website to supplement the information contained in this bulletin. The data is available in both [excel spreadsheet](#) and [open document spreadsheet](#) formats.

Web links to other information you may be interested in

Further details on Police Recorded Crime statistics, including those with a hate motivation, are available in the [User Guide to Police Recorded Crime Statistics in Northern Ireland](#). This is a reference guide with explanatory notes regarding the issues and classifications which are key to the production and presentation of police recorded crime statistics.

Hate Motivation Annual Trends in Northern Ireland: Annual figures on incidents and crimes with a hate motivation recorded by the police from 2004/05 to 2019/20 are available in the publication [Trends in Hate Motivated Incidents and Crimes Recorded by the Police in Northern Ireland 2004/05 to 2019/20](#).

Police Recorded Crime Statistics: These statistics are updated on a monthly basis; an annual trends bulletin is also published. The latest publications, along with those that have been archived, can be accessed through: <https://www.psni.police.uk/inside-psni/Statistics/police-recorded-crime-statistics/>

Crime Outcomes: The latest publication presenting the wider outcomes framework within PSNI and summarising the outcomes that have been assigned to crimes recorded by the police between 2015/16 and 2018/19 was published on 27 November 2020. The publication includes a section on outcomes relating to hate motivated crimes and can be accessed through: <https://www.psni.police.uk/inside-psni/Statistics/police-recorded-crime-statistics/>

NINIS: Access to a range of geographic areas for hate motivated incidents and crimes recorded by the police (annual totals only) is available through the [Northern Ireland Neighbourhood Information System \(NINIS\)](#)

Hate Crime in England & Wales: [Hate Crime in England & Wales 2019-20](#) is published by the Home Office. There are some key differences in presentation of hate crime within England & Wales compared with Northern Ireland that should be considered. Further details are provided in Section 9 of the Annual Trends bulletin (see link above).

Copies of other PSNI publications are available from the PSNI website: <https://www.psni.police.uk/inside-psni/Statistics/>