

Police Service of Northern Ireland

Police Issued Fixed Penalty Notice and Discretionary Disposal Statistics for Traffic Offences in Northern Ireland

Annual Report 2014

Covering the reporting period
1st January 2014 – 31st December 2014

Published 27th March 2015

Contact: Fixed Penalty Statistician, Statistics Branch, Operational Support Department

Lisnasharragh, 42 Montgomery Road, Belfast, Northern Ireland, BT6 9LD

Web: www.psni.police.uk

Tel: 02890 650222 Ext: 24135 Email: statistics@psni.police.uk

Police Issued Fixed Penalty Notice and Discretionary Disposal Statistics for Traffic Offences in Northern Ireland: Annual Report 2014

Published 27th March 2015

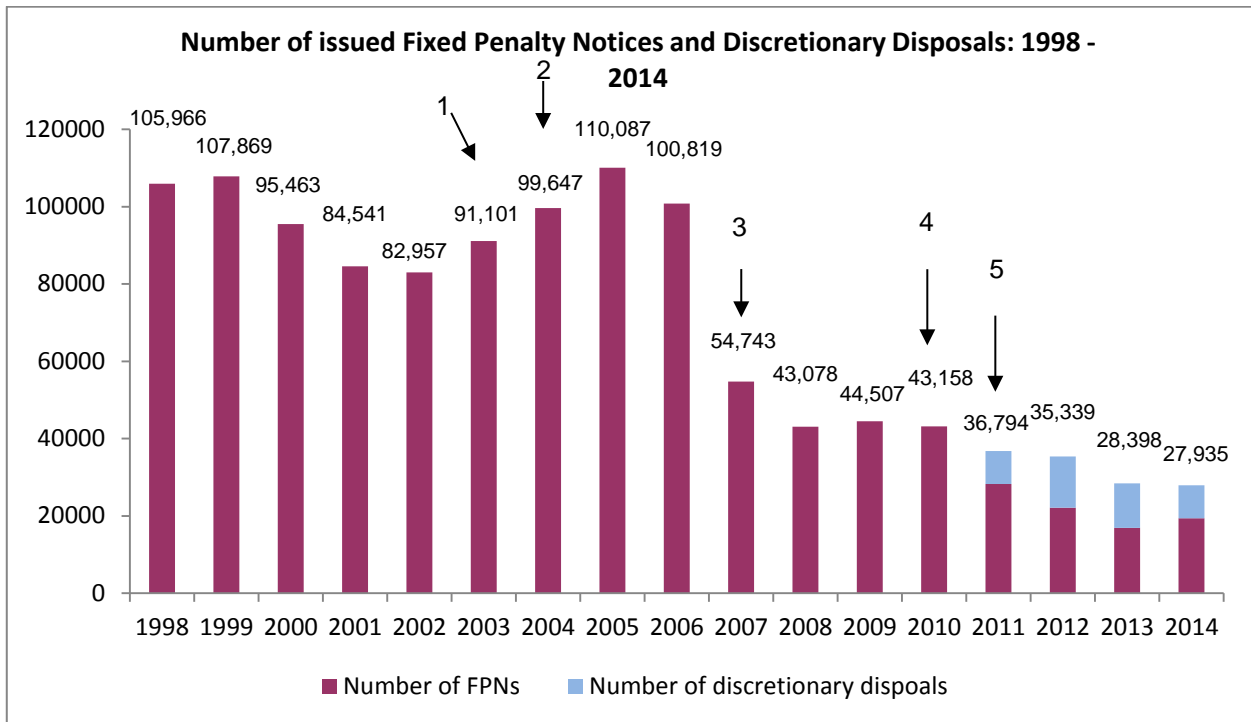
This report presents statistics on the fixed penalty notices (FPN) and discretionary disposals (DD) issued by the police for traffic offences the period 1st January 2014 to the 31st December 2014. It excludes those persons detected by the Northern Ireland Road Safety Partnership. Further information on context and background is provided in the Notes section of this report and in the [User Guide](#) on the [PSNI website](#). A further breakdown of the information provided in this report can be found in the accompanying [spreadsheet](#) which is also published on the PSNI website. FPNs and DDs are only two of a number of disposals available to police officers when dealing with traffic offences. Statistics on the other disposal types are currently not readily available.

Key Results 2014

- In 2014, there were 27,935 Fixed Penalty Notices (FPNs) and Discretionary Disposals (DDs) issued by the Police in Northern Ireland for traffic offences, compared with 28,398 issued in 2013, a decrease of 463 (1.6%).
- Just over one quarter (26%) of all FPNs and DDs were issued for speeding offences (7,284). This figure excludes those drivers detected by the police for speeding and who have since completed a Speed Awareness Course (1,789¹) and it also excludes those caught by the Northern Ireland Road Safety Partnership, which is managed and reported independently of the PSNI.
- Just over one fifth (22%) of all FPNs and DDs issued were for mobile phone offences (6,049). This is a decrease of 10% on the number issued for the same offence in 2013.
- In response to an increase in road traffic collision fatalities the PSNI introduced a zero tolerance approach to speeding, mobile phone and seatbelt offences in September 2014. People caught for these offences after that date were to be issued with a Fixed Penalty Notice and wouldn't be eligible for a Discretionary Disposal. This change in approach is reflected by the increased number of FPNs issued during the last 4 months of 2014.
- Over the last 17 years the number of FPNs (and DDs since 2011) issued by the police has decreased by 74%. This is largely due to the decriminalisation of the majority of parking and waiting offences in late 2006 and also the introduction of the Speed Awareness Course.

¹ 1,789 drivers detected for speeding offences by police officers in 2014 have completed a Speed Awareness Course. This figure is provisional and subject to change

Trend Information



1. Legislation changed in 2003 to enforce seatbelt offences with FPNs in place of advice and warning
2. Introduction of 'Using hand held mobile phone' offence in March 2004
3. Majority of parking offences no longer enforced by PSNI from 29th Oct 2006
4. Speed awareness course introduced in June 2010 as a method of disposal instead of receiving a FPN for speeding offences
5. Discretionary Disposals introduced during 2011 as an alternative method of disposal for dealing with traffic offences

The number of FPNs (and DDs since 2011) issued has decreased from 105,966 in 1998 to 27,935 in 2014 (a decrease of 74%). A large proportion of the decrease is due to the introduction of the Traffic Management (NI) Order 2005 which came into effect on 30th October 2006. This legislation decriminalised the vast majority of parking and waiting offences in Northern Ireland. Enforcement of parking/waiting restrictions is now the responsibility of Traffic Attendants employed by National Car Parks Limited on behalf of Transport NI.

Number of issued FPNs and DDs by offence group² and month: 2014

2014	Jan	Feb	Mar	Apr	May	Jun	July	Aug	Sep	Oct	Nov	Dec	Total
Breach of signs and signals	70	47	181	61	101	60	61	57	71	64	64	44	881
Careless/ Inconsiderate driving	374	377	395	316	281	325	302	363	305	402	377	542	4,359
Construction and use **	175	192	215	146	156	136	145	164	157	155	238	578	2,457
Dangerous Driving	14	16	28	17	27	21	16	17	20	15	19	28	238
Lighting	79	104	49	43	35	16	28	43	49	45	58	87	636
Miscellaneous	77	73	95	90	76	66	89	108	75	77	70	77	973
Parking	68	87	61	92	84	56	42	52	134	144	92	173	1,085
Pedal cyclists	3	1	3	3	3	3	3	5	2	4	1	4	35
Pedestrian	4	8	4	5	5	9	5	17	5	3	8	13	86
Seatbelt	91	105	103	168	109	112	168	165	191	148	86	140	1,586
Speeding *	490	493	481	453	489	570	854	755	764	855	550	530	7,284
Tachograph	0	2	0	1	0	1	4	3	1	2	3	2	19
Using a hand-held mobile phone	435	540	497	470	471	442	608	514	648	609	396	419	6,049
No Insurance	52	95	51	51	57	58	49	52	47	63	39	38	652
No Vehicle Test Certificate	100	192	96	104	223	158	151	105	89	116	98	99	1,531
Driving whilst disqualified	0	2	0	1	0	0	0	0	1	0	0	0	4
No driving licence	4	6	6	2	3	6	3	10	2	4	4	9	59
Horse Drawn Vehicles	1	0	0	0	0	0	0	0	0	0	0	0	1
Total	2,037	2,340	2,265	2,023	2,120	2,039	2,528	2,430	2,561	2,706	2,103	2,783	27,935

*A further 1,789 drivers detected for speeding offences by police officers completed a Speed Awareness Course instead of receiving an FPN. Please note this does not include any figures for drivers detected for speeding offences through the Northern Ireland Road Safety Partnership.

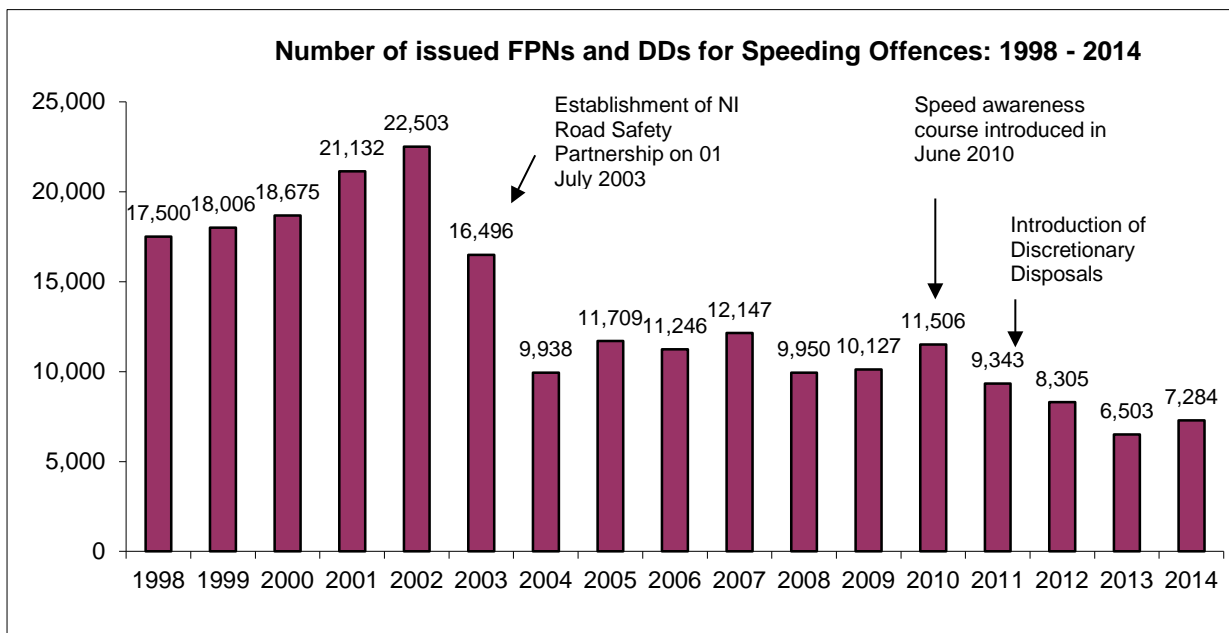
**Construction & Use offences include defective tyre, defective exhaust, excess noise, incorrect form of registration mark and no number plate

² Please note an offence group can be made up of many individual offences. A list of the individual offences within each group is available in the FPN User Guide on the PSNI website.

Speeding Offences

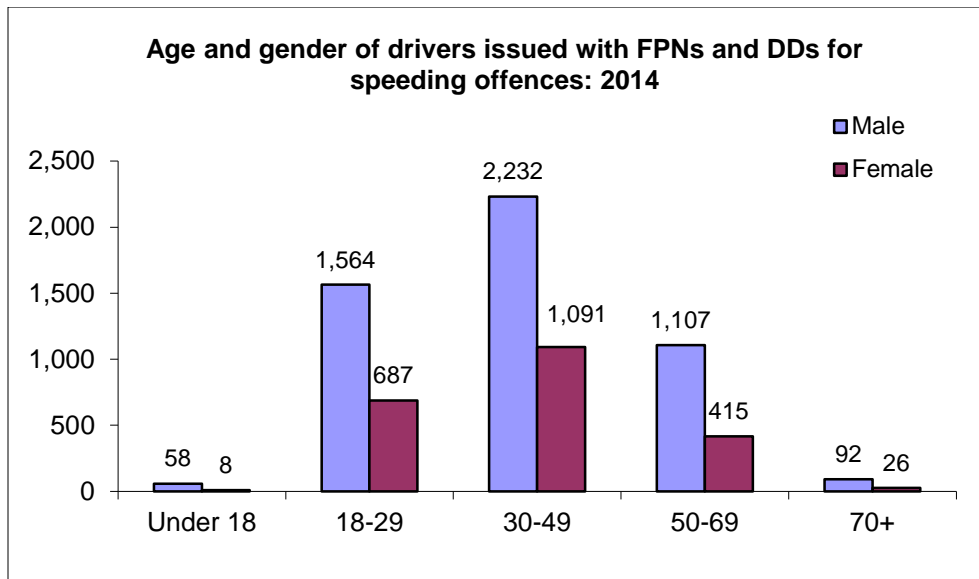
The number of FPNs (and DDs since 2011) issued for speeding offences has decreased from 17,500 in 1998 to 7,284 in 2014 (a decrease of 58%). A large proportion of this decrease can be explained by the establishment of the NI Road Safety Partnership which was introduced on 1st July 2003 and then the introduction in June 2010 of the option of attendance at a speed awareness course.

More than one in four (26%) FPNs and DDs in 2014 were issued for speeding offences. 30% were issued at the weekend (Saturday or Sunday) while over one fifth (22%) of all speeding FPNs and DDs were issued between 9am and midday. Males accounted for 69% of all drivers issued with a FPN or DD for speeding offences.



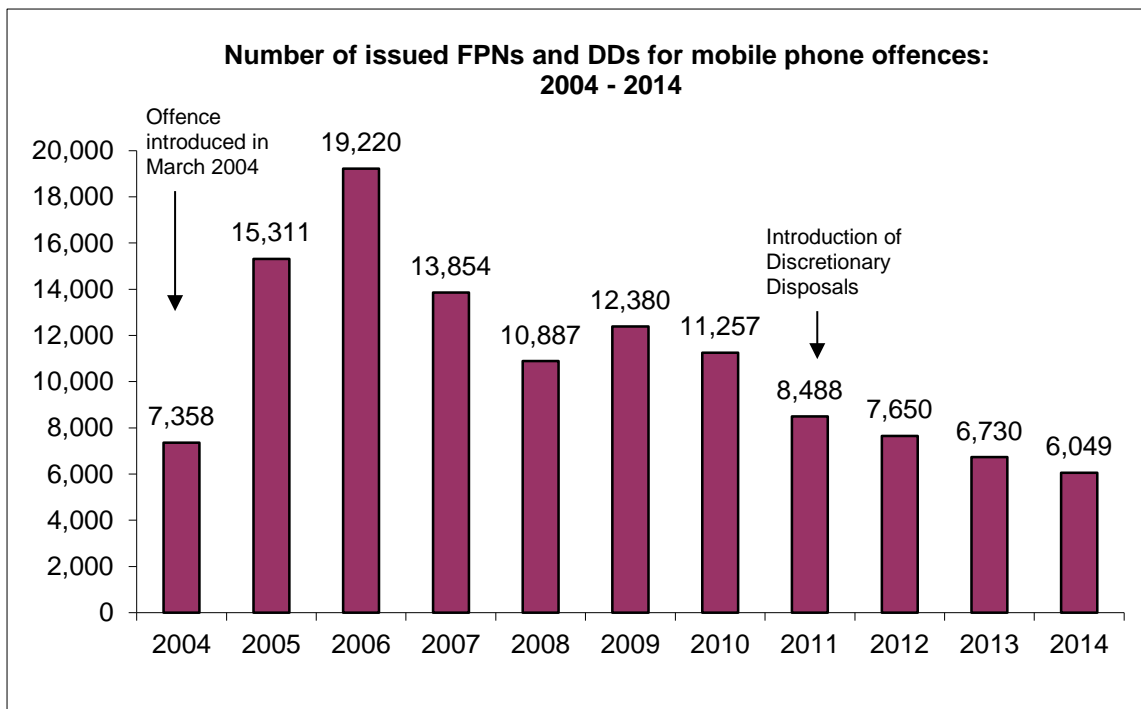
Number of issued FPNs and DDs for speeding offences by time of day and day of week: 2014

	0000-0259	0300-0559	0600-0859	0900-1159	1200-1459	1500-1759	1800-2059	2100-2359	Unknown	Total
Sunday	66	9	30	255	151	174	123	111	171	1,090
Monday	20	6	53	199	126	143	84	76	181	888
Tuesday	22	5	48	213	159	138	92	64	175	916
Wednesday	17	3	49	209	169	224	112	76	192	1,051
Thursday	15	17	30	285	206	183	142	75	196	1,149
Friday	22	5	46	270	238	152	79	117	154	1,083
Saturday	82	4	46	202	123	140	149	149	212	1,107
Total	244	49	302	1,633	1,172	1,154	781	668	1,281	7,284



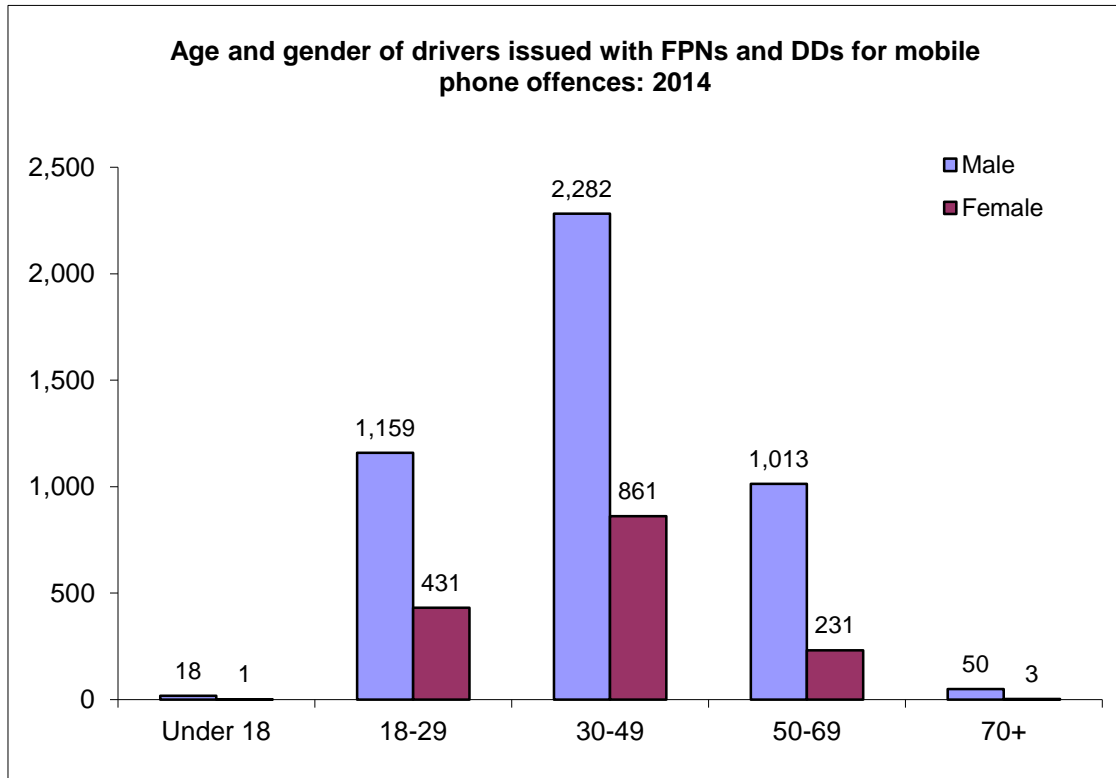
Mobile Phone Offences

The number of FPNs (and DDs since 2011) issued for mobile phone offences has decreased from 7,358 in 2004 to 6,049 in 2014 (a decrease of 18%). Mobile phone offences accounted for more than one fifth (22%) of all FPNs and DDs in 2014. Almost one in five FPNs and DDs for this offence (18%) were issued on a Thursday, while over one quarter (26%) was issued between 9am and midday. Males accounted for 75% of all drivers issued with a FPN and DD mobile phone offences.



Number of issued FPNs and DDs for mobile phone offences by time of day and day of week: 2014

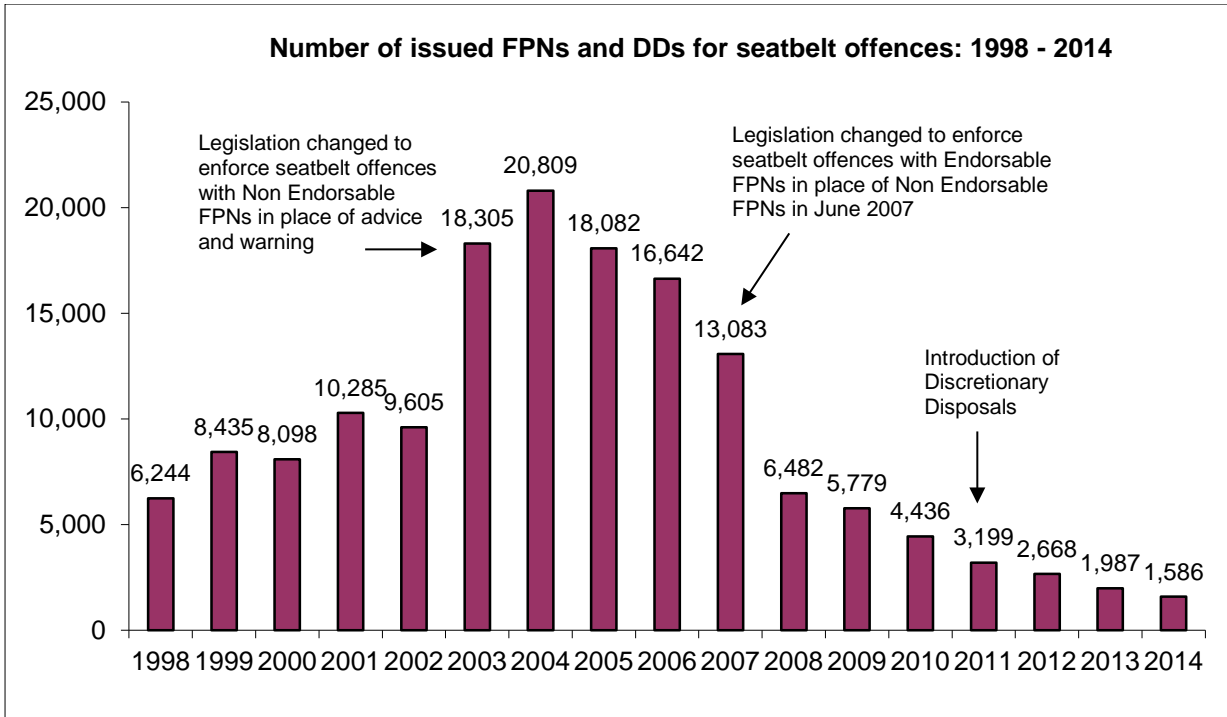
	0000-0259	0300-0559	0600-0859	0900-1159	1200-1459	1500-1759	1800-2059	2100-2359	Unknown	Total
Sunday	14	4	3	70	81	73	34	11	69	359
Monday	3	1	35	248	196	207	46	16	158	910
Tuesday	3	0	26	237	216	258	79	17	203	1,039
Wednesday	2	0	19	249	212	223	61	14	184	964
Thursday	1	0	30	312	247	260	63	21	177	1,111
Friday	4	1	29	299	274	208	74	24	168	1,081
Saturday	12	0	11	154	118	96	55	20	119	585
Total	39	6	153	1,569	1,344	1,325	412	123	1,078	6,049



Seatbelt Offences

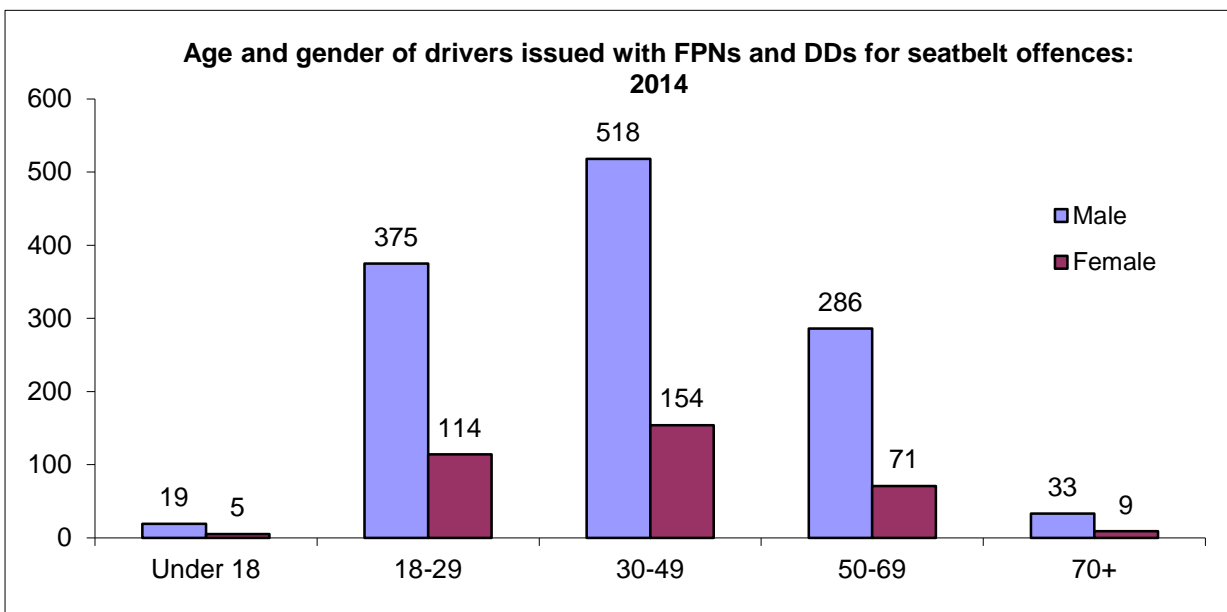
The number of FPNs (and DDs since 2011) issued for seatbelt offences has decreased from 6,244 in 1998 to 1,586 in 2014 with a high of 20,809 being issued in 2004. A large proportion of the increase from 2002 to 2003 can be explained by a change in legislation coming in at that time which changed the type of enforcement for seatbelt offences from advice and warning to the issuing of a fixed penalty notice.

Seatbelt offences accounted for 6% of all FPNs and DDs issued in 2014. Almost one in six (17%) were issued on a Monday. The month of September saw the highest number of FPNs and DDs issued for seatbelt offences. Males accounted for over three quarters (78%) of FPNs and DDs issued for this offence group and also persons aged 30-49 years of age accounted for over two fifths (42%) of FPNs and DDs issued for seatbelt offences.



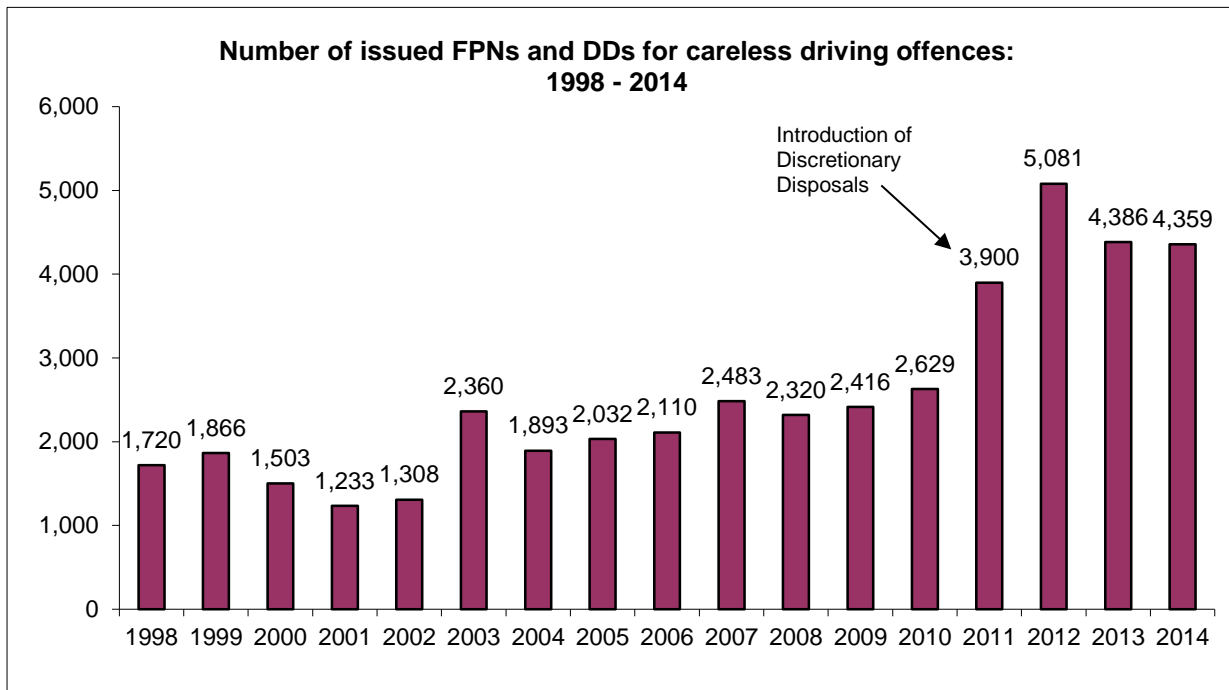
Number of issued FPNs and DDs for seatbelt offences by time of day and day of week: 2014

	0000-0259	0300-0559	0600-0859	0900-1159	1200-1459	1500-1759	1800-2059	2100-2359	Unknown	Total
Sunday	14	3	1	20	26	19	14	4	51	152
Monday	1	1	8	63	39	44	25	6	82	269
Tuesday	6	0	5	61	51	32	16	11	85	267
Wednesday	0	1	12	46	35	31	17	12	57	211
Thursday	7	1	2	56	41	47	11	9	62	236
Friday	3	0	13	60	47	36	16	9	59	243
Saturday	6	2	2	34	33	26	20	12	73	208
Total	37	8	43	340	272	235	119	63	469	1,586



Careless Driving Offences

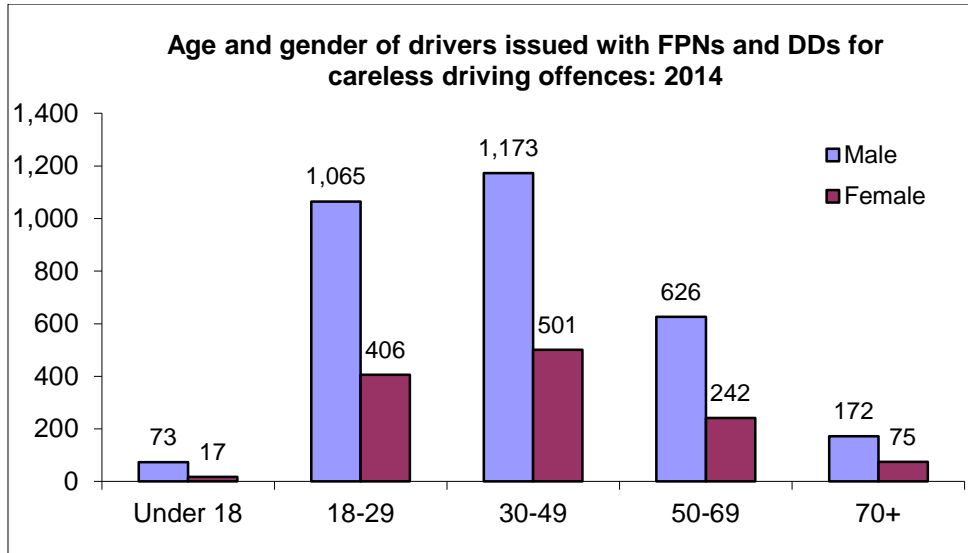
The number of FPNs (and DDs since 2011) issued for careless driving offences has increased from 1,720 in 1998 to 4,359 in 2014 (an increase of 153%). FPNs and DDs for careless driving offences accounted for one in six (16%) of all FPNs and DDs issued in 2014. One in six (16%) were issued on a Thursday. Males accounted for 71% of careless driving FPNs and DDs issued and 30-49 year olds accounted for over almost two fifths (38%) of FPNs and DDs issued for this offence group.



Number of issued FPNs for careless driving offences by time of day and day of week: 2014

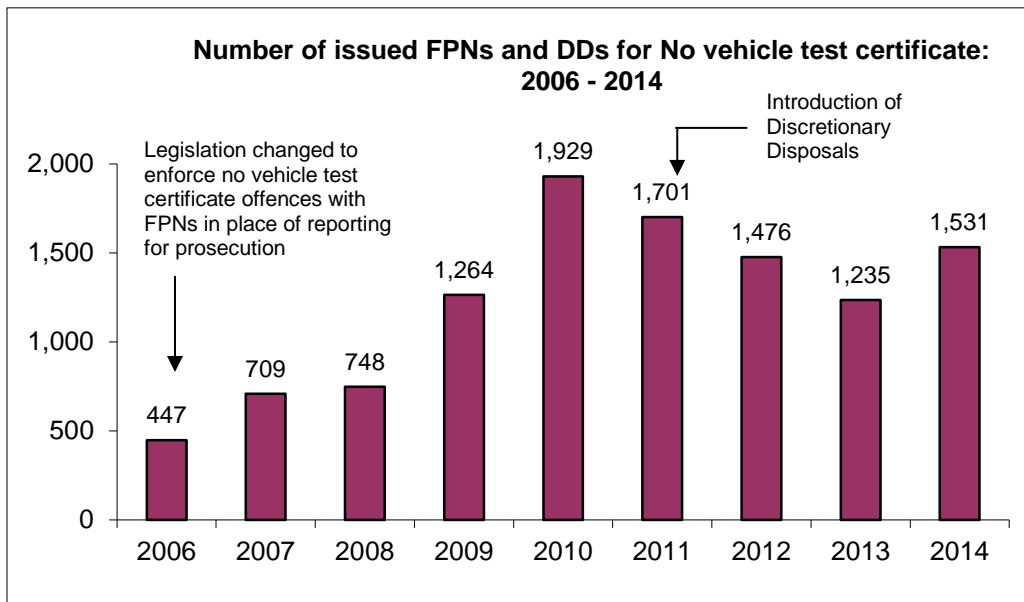
	0000-0259	0300-0559	0600-0859	0900-1159	1200-1459	1500-1759	1800-2059	2100-2359	Unknown	Total
Sunday	23	1	7	18	24	36	28	21	354	512
Monday	5	2	11	34	29	32	15	8	424	560
Tuesday	5	2	14	30	33	35	16	21	478	634
Wednesday	9	2	14	31	26	50	18	13	499	662
Thursday	7	1	10	48	29	41	16	27	542	721
Friday	5	1	18	37	44	41	26	25	484	681
Saturday	28	1	6	26	19	29	29	27	424	589
Total	82	10	80	224	204	264	148	142	3,205	4,359

NOT PROTECTIVELY MARKED



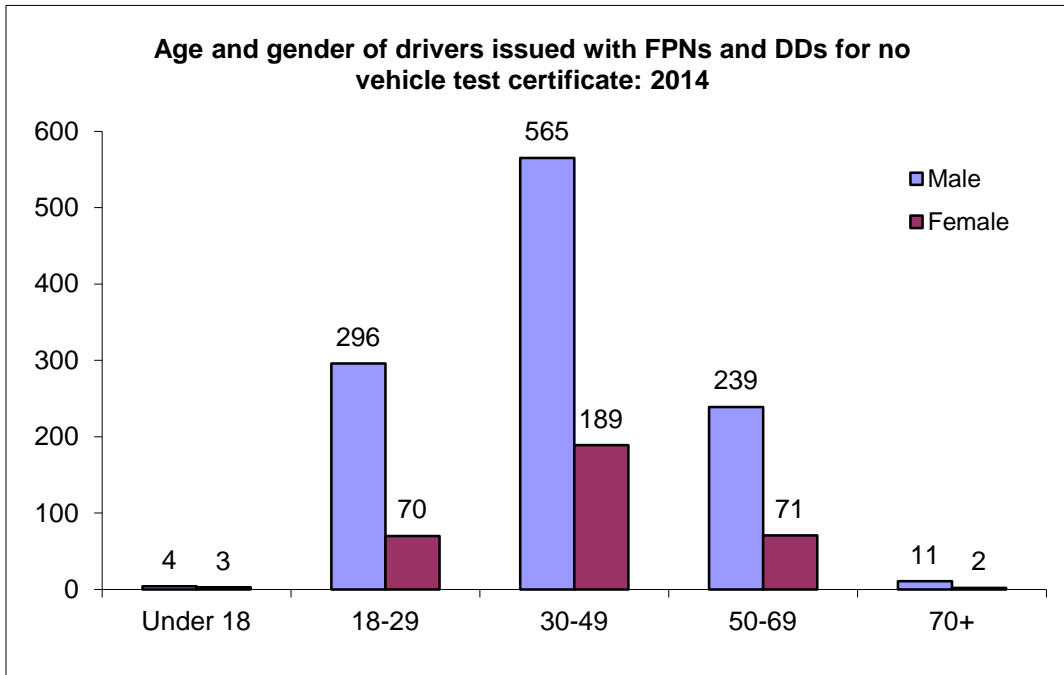
No Vehicle Test Certificate Offences

The number of FPNs (and DDs since 2011) issued for no vehicle test certificate has increased from 447 in 2006 to 1,531 in 2014. FPNs and DDs for no vehicle test certificate offences accounted for 5% of all FPNs and DDs issued in 2014. Over one quarter (26%) were issued between 9am and midday while 16% were issued on a Friday. Males accounted for almost three quarters (73%) of FPNs and DDs issued for no vehicle test certificate and 30-49 year olds accounted for almost half (49%) of FPNs and DDs issued for this offence group.



Number of issued FPNs and DDs for no vehicle test certificate by time of day and day of week: 2014

	0000-0259	0300-0559	0600-0859	0900-1159	1200-1459	1500-1759	1800-2059	2100-2359	Unknown	Total
Sunday	19	2	10	51	34	44	25	18	0	203
Monday	14	2	11	52	37	35	32	18	0	201
Tuesday	11	2	5	49	45	40	24	34	0	210
Wednesday	16	9	8	59	42	57	27	17	0	235
Thursday	13	3	9	84	35	39	29	17	1	230
Friday	5	5	10	75	36	32	48	41	0	252
Saturday	20	3	12	32	31	27	35	40	0	200
Total	98	26	65	402	260	274	220	185	1	1,531



Disposal Types

FPNs originated as an administrative way to deal with simple parking offences without referring such matters to the courts. The scheme was then expanded to cover minor road traffic offences in the mid 1980s and was again further expanded to incorporate Endorsable and Non Endorsable offences with the introduction of penalty points in October 1997.

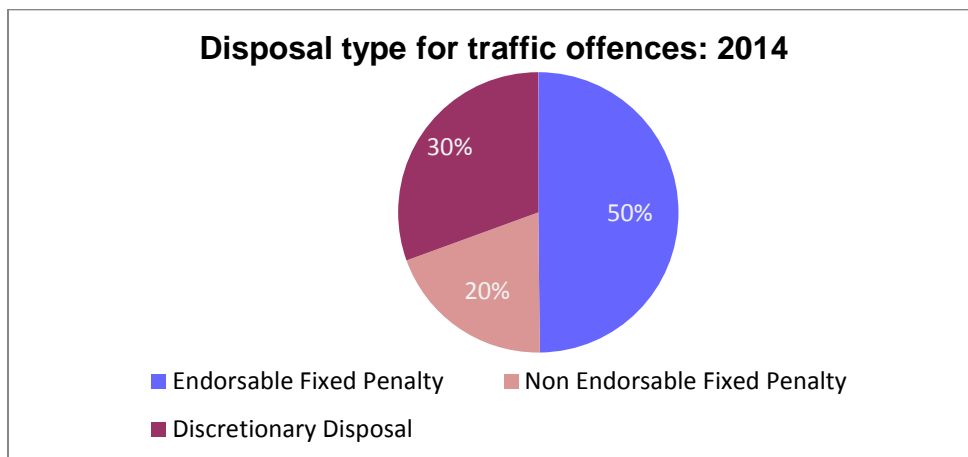
Non Endorsable offences are those which don't result in penalty points on your licence and which incur a fine of £30. The standard fine for Endorsable offences is £60 along with three penalty points. More serious offences such as driving without insurance can incur fines of up to £200 and six points. Fine collection and revenue reporting are managed by NI Court Service.

Discretionary disposals were introduced in 2011 to provide a speedy, effective outcome tailored to the needs of the victim. In addition they challenge offenders to recognise the impact of their behaviour. They can be used as an alternative method of disposal for dealing with traffic offences

Half of those FPNs and DDs issued in 2014 were Endorsable fixed penalty offences (13,917), with one fifth Non Endorsable FPN offences (5,477) while the remaining 30% were dealt with by discretionary disposal (8,541).

Number of issued FPNs and DDs by disposal type and month: 2013 and 2014

	2013				2014				Change	
	Endorsable Fixed Penalty	Non Endorsable Fixed Penalty	Discretionary Disposal	Total	Endorsable Fixed Penalty	Non Endorsable Fixed Penalty	Discretionary Disposal	Total	Number	%
Jan	638	433	947	2,018	860	408	769	2,037	19	0.9
Feb	1,011	424	943	2,378	1,110	537	693	2,340	-38	-1.6
Mar	1,109	545	1,079	2,733	978	499	788	2,265	-468	-17.1
Apr	1,169	513	1,243	2,925	917	410	696	2,023	-902	-30.8
May	1,155	482	1,320	2,957	930	554	636	2,120	-837	-28.3
Jun	786	269	919	1,974	898	399	742	2,039	65	3.3
July	882	268	902	2,052	1,360	418	750	2,528	476	23.2
Aug	985	312	1,003	2,300	1,129	390	911	2,430	130	5.7
Sep	1,094	390	813	2,297	1,676	466	419	2,561	264	11.5
Oct	1,241	535	842	2,618	1,764	481	461	2,706	88	3.4
Nov	982	472	766	2,220	1,126	410	567	2,103	-117	-5.3
Dec	755	487	684	1,926	1,169	505	1,109	2,783	857	44.5
Total	11,807	5,130	11,461	28,398	13,917	5,477	8,541	27,935	-463	-1.6

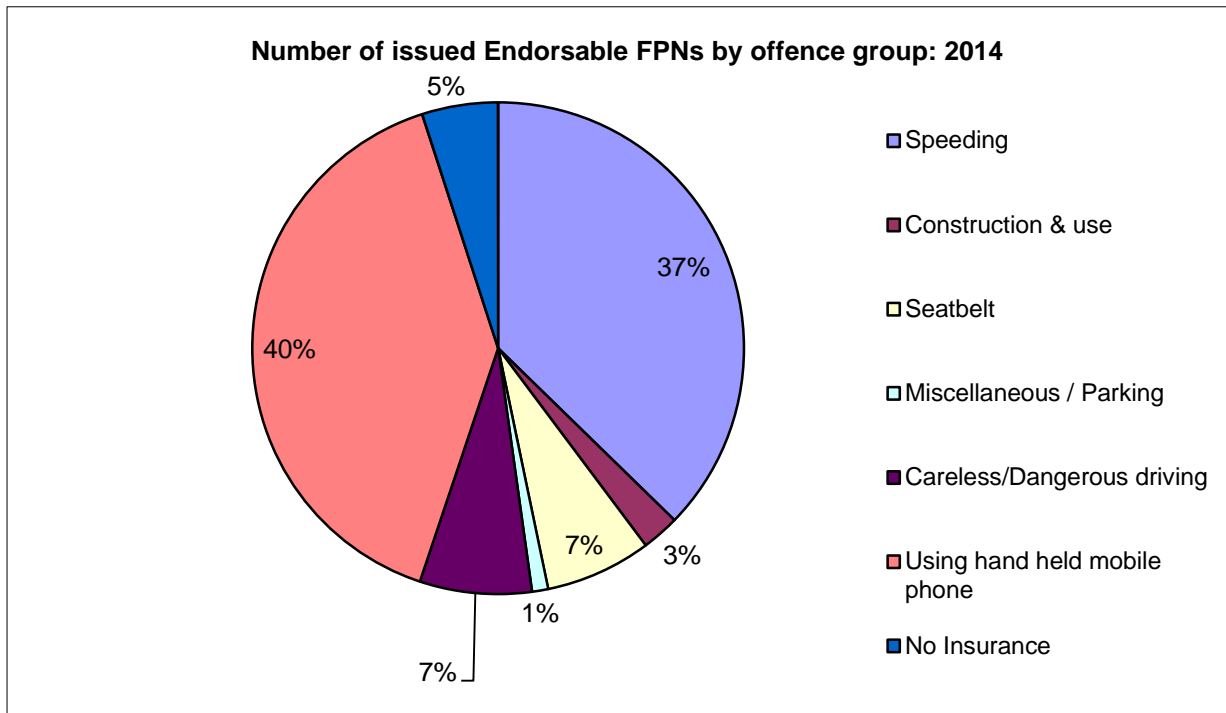


Endorsable FPNs

Endorsable FPNs accounted for half (13,917, 50%) of all issued FPNs and DDs in 2014. Persons aged 30-49 represent almost half (47%) of those issued with an Endorsable FPN, followed by persons aged 18-29 (30%). Females accounted for just over one quarter (26%) of all issued Endorsable FPNs, while males accounted for 74%. Speeding offences was the most common offence group that Endorsable FPNs were issued for amongst females and males (accounting for 49% of all Endorsable FPNs issued to females and 41% issued to males).

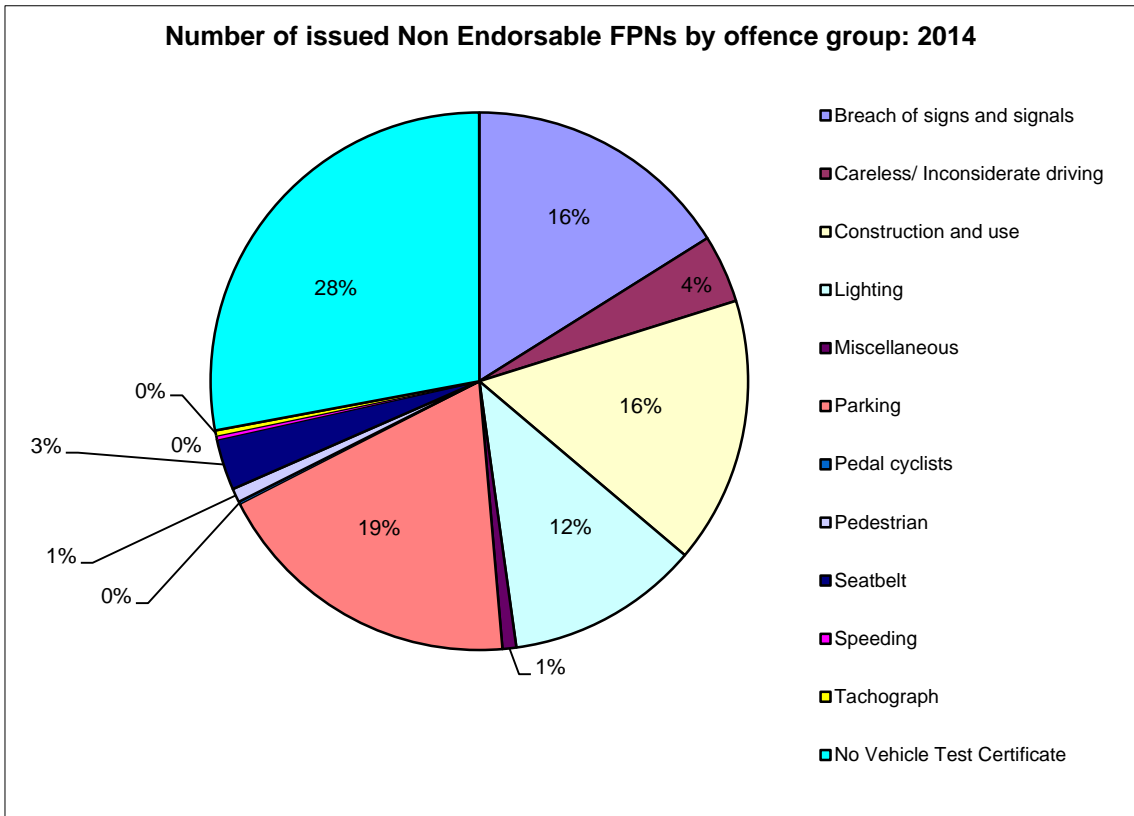
Number of issued Endorsable FPNs by offence type, gender and age: 2014

2014	Gender			Age					
	Female	Male	Total	Under 18	18 - 29	30 - 49	50 - 69	70+	Total
Careless/ Inconsiderate driving	206	725	931	12	288	389	220	22	931
Construction and use	54	247	301	8	147	104	39	3	301
Dangerous Driving	3	53	56	2	37	11	5	1	56
Miscellaneous	13	96	109	16	59	19	12	3	109
Parking	1	7	8	0	2	4	2	0	8
Seatbelt	195	754	949	7	273	425	217	27	949
Speeding	1,810	4,180	5,990	52	1,876	2,746	1,236	80	5,990
Using a hand-held mobile phone	1,203	3,768	4,971	13	1,318	2,582	1,017	41	4,971
No Insurance	173	429	602	2	211	284	98	7	602
Total	3,658	10,259	13,917	112	4,211	6,564	2,846	184	13,917



Non Endorsable FPNs

Non Endorsable FPNs accounted for one fifth (5,477) of all issued FPNs in 2014. No vehicle test certificate accounted for over one quarter (28%) of all Non Endorsable issued FPNs, followed by parking offences (1,032, 19%).



Discretionary Disposals

Discretionary Disposals accounted for 30% (8,541) of all issued FPNs and DDs in 2014. Persons aged 30-49 represent two fifths (40%) of those issued with a discretionary disposal, followed by persons aged 18-29 (33%). Females accounted for 30% of all issued discretionary disposals, while males accounted for 70%. Careless driving was the most common offence group that discretionary disposals were issued for.

Number of issued discretionary disposals by offence group, gender and age: 2014

2014	Gender				Age						
	Female	Male	Unknown	Total	Under 18	18 - 29	30 - 49	50 - 69	70+	Unknown	Total
Careless/ Inconsiderate driving	987	2,217	1	3,205	76	1,093	1,193	615	222	6	3,205
Construction and use	383	895	0	1,278	13	536	489	218	17	5	1,278
Dangerous Driving	44	138	0	182	0	80	72	27	3	0	182
Miscellaneous	242	576	0	818	38	275	278	161	63	3	818
Parking	12	33	0	45	1	10	19	14	1	0	45
Pedal cyclists	4	24	0	28	4	10	11	3	0	0	28
Pedestrian	12	28	0	40	5	19	11	4	0	1	40
Seatbelt	123	346	0	469	6	127	200	122	14	0	469
Speeding	412	868	1	1,281	14	371	570	285	38	3	1,281
Tachograph	0	2	0	2	0	0	0	1	0	1	2
Using a hand-held mobile phone	324	754	0	1,078	6	272	561	227	12	0	1,078
No Insurance	14	36	0	50	12	17	12	7	2	0	50
No Vehicle Test Certificate	0	1	0	1	0	0	1	0	0	0	1
Driving whilst disqualified	0	4	0	4	3	0	1	0	0	0	4
No driving licence	17	42	0	59	17	9	24	6	2	1	59
Horse Drawn Vehicles	1	0	0	1	0	1	0	0	0	0	1
Total	2,575	5,964	2	8,541	195	2,820	3,442	1,690	374	20	8,541

Definitions

Discretionary Disposal

Discretionary disposals were introduced to provide a speedy, effective outcome tailored to the needs of the victim. In addition they challenge offenders to recognise the impact of their behaviour. They can be used for a specified list of low level offences and are dealt with in this way rather than reporting the case to the Public Prosecution Service. In addition, the offender must have admitted to the offence before a discretionary disposal can be considered. This method of disposal was introduced in 2011.

Speed Awareness Courses

Drivers, depending on the speed at which they were detected, may be offered an opportunity to attend a Speed Awareness Course as an alternative to penalty points. The course which is available at nine locations throughout Northern Ireland and delivered and managed by an appointed contractor must be attended within a period of 120 days from the date of detection. This method of disposal was introduced in June 2010. Certain restrictions apply to who can qualify for the speed awareness course option.

Notes

This report looks at all issued FPNs – both Endorsable and non Endorsable for 2014. It does not include FPNs issued to drivers who were detected for speeding through the NI Road Safety Partnership. Figures relating to those detected through the Partnership can be accessed via following link – [NI RSP](#)

A list of fixed penalty offences can be found at – [Fixed Penalty Offence Codes](#)

Please note in previous reports the offence of No insurance and No vehicle test certificate were presented within the offence group Miscellaneous. Also the offence of 'Parking within the limits of a Pelican Crossing' has been moved from the offence group Miscellaneous to Parking.

The number of FPNs issued by Police Area has been removed from this report as it has emerged that there is a technical issue with allocating the police area location. We are looking into resolving this issue.

Additional Data

Additional figures to accompany this report are published in a spreadsheet: [Accompanying spreadsheet](#)

Further Information

Further details on Fixed Penalty Notice Statistics are available in the User Guide at: [FPN User Guide](#)

This is a reference guide regarding the issues and definitions which are key to the production of FPN statistics.

Copies of other PSNI publications are available from the PSNI Internet site: [PSNI Publications](#)

For further information or to contact the responsible statistician in PSNI about the Police Issued Fixed Penalty Notice and Discretionary Disposal Statistics for Traffic Offences in Northern Ireland please:

Email: statistics@psni.police.uk;

Write to:
Fixed Penalty Statistician,
Statistics Branch,
Lisnasharragh,
42 Montgomery Road,
Belfast,
BT6 9LD;

or Telephone: 02890 650222 ext 24135