

# Police Recorded Security Situation Statistics

1 September 2018 to 31 August 2019

## Key Statistics

### Date of Publication:

6 September 2019

### Frequency:

Monthly

### Issued by:

PSNI Statistics Branch  
Lisnasharragh  
42 Montgomery Road  
Belfast  
BT6 9LD

[PSNI Statistics](#)

☎ 02890 650222 Ext. 24135

📧 [statistics@psni.police.uk](mailto:statistics@psni.police.uk)

During 1 September 2018 to 31 August 2019:

- there were 3 security related deaths, compared to 1 in the previous 12 months. The numbers of shootings, bombings and casualties of paramilitary style shootings decreased, while the number of paramilitary style assaults increased compared to the previous 12 months.
- there were 16 casualties of paramilitary style shootings. Of the 16 casualties, 10 occurred in Derry City and Strabane. All 16 casualties were aged 18 years or older. August saw the first paramilitary style shootings in 5 months.
- there were 66 casualties of paramilitary style assaults, compared to 54 in the previous 12 months. The majority of these assaults occurred in Belfast (20 casualties) and Antrim and Newtownabbey (17 casualties). In Derry City and Strabane the number of casualties of such attacks increased year-on-year from 1 to 9. Of the 66 casualties, 6 were under 18 years old.
- there were 13 bombing incidents compared to 18 in the previous year and 38 shooting incidents compared to 43 in the previous year.
- there were 175 persons arrested under Section 41 of the Terrorism Act 2000, compared to 155 during the previous 12 months.
- The number of persons subsequently charged increased from 14 to 23 over the same period.



Northern Ireland  
Statistics and Research Agency



Keeping People Safe

## Contents

	Page
1. Things you need to know about this release	3
2. Summary statistics	4
3. Ten year trends	5
4. Commentary	6
4.1 <i>Security related deaths</i>	6
4.2 <i>Shooting incidents</i>	6
4.3 <i>Bombing incidents</i>	7
4.4 <i>Paramilitary style assaults</i>	7
4.5 <i>Paramilitary style shootings</i>	8
4.6 <i>Finds</i>	9
4.7 <i>Arrests under Section 41 of the Terrorism Act 2000</i>	10
5. District level tables	11
6. Revisions	13

We welcome user feedback on these statistics. This can be sent to the email address on the cover page or by contacting us at the telephone number provided.

## 1. Things you need to know about this release

### Coverage

Police Recorded Statistics on the Security Situation for Northern Ireland are collated and produced by statisticians seconded to the Police Service of Northern Ireland (PSNI) from the Northern Ireland and Statistics Research Agency (NISRA).

Police recorded statistics relating to the security situation in Northern Ireland are the main source of official information on trends and statistics relating to the security situation throughout the Troubles and up to the present day. The PSNI produces statistics on incidents relating to the security situation that are reported to the police, including security related deaths, shooting and bombing incidents, paramilitary style attacks and arrests under Section 41 of the Terrorism Act 2000.

This monthly bulletin presents the most recent security situation statistics for the period 1 September 2018 to 31 August 2019. Figures for the financial year 2019/20 are provisional and subject to minor amendment. An accompanying [spreadsheet](#) is available on our website which outlines the data in this bulletin and historic trends. Further information on how these statistics are collated, reported and used is included in the [Security Situation Statistics User Guide](#) available on the [PSNI website](#). The next monthly update will be published on 4 October 2019.

The security situation figures relate to those incidents that took place within Northern Ireland, they do not include any security related incidents that may have happened either in the Republic of Ireland or in Great Britain.

These statistics only include those incidents that are brought to the attention of the police and some such incidents may not have been reported. Therefore a level of under-reporting may exist and users of the statistics should exercise caution when examining trends based on these police statistics.

### National Statistics

National Statistics status means that our statistics meet the highest standards of trustworthiness, quality and public value, and as producers, it is our responsibility to maintain compliance with these standards.

These statistics were designated as National Statistics in June 2012 following a full [assessment](#) against the [Code of Practice](#).

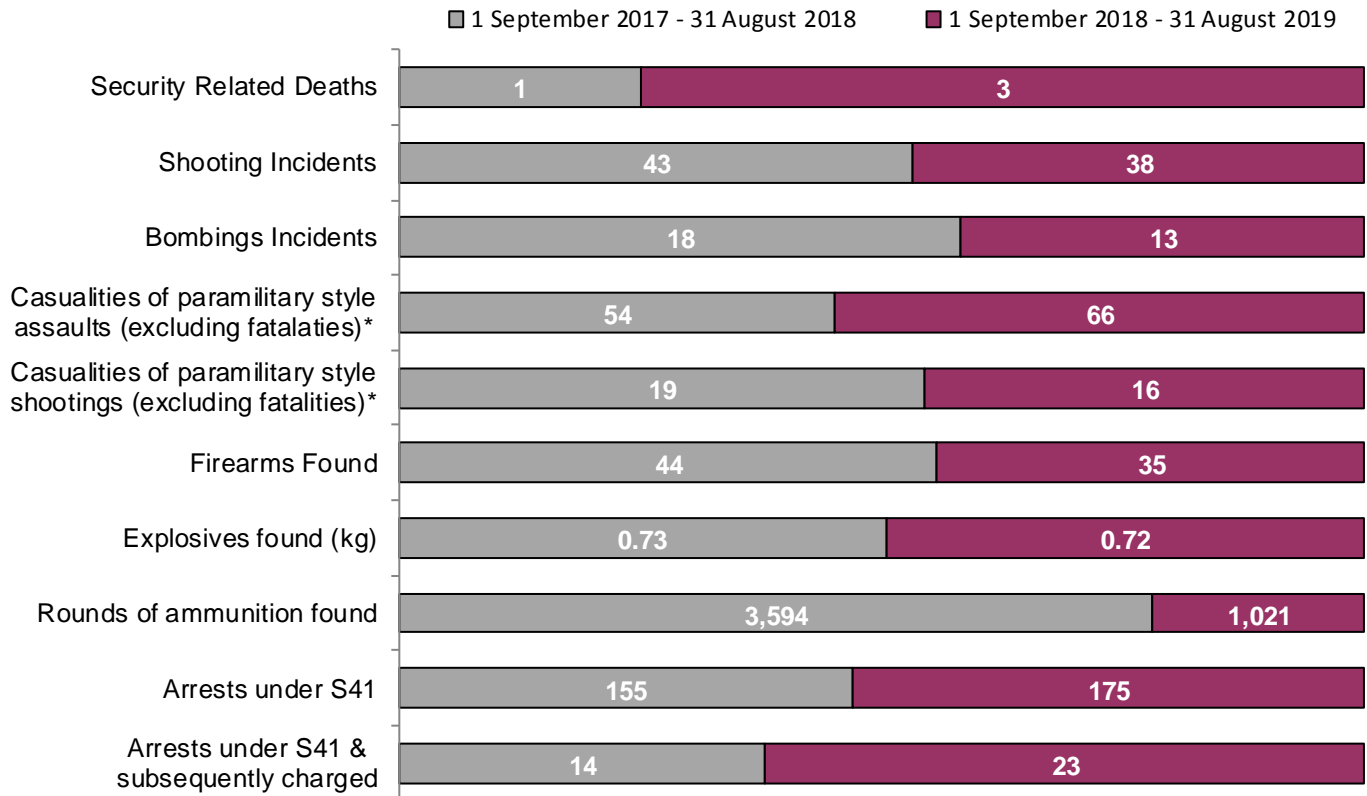
Since the assessment by the UK Statistics Authority, we have continued to comply with the Code of Practice for Statistics, and have made the following improvements:

- Enhanced the amount of information available to users, for example inclusion of longer trend information and District breakdown in annual reports.
- Reviewed and enhanced the format of the monthly bulletins.
- Improved accessibility by introducing user friendly methods of data presentation, for example tables, maps and charts, and providing tables in open document spreadsheet format.
- Continued to conduct regular consultation with internal and external users, for example via a customer satisfaction survey to obtain feedback and suggestions for improvements, with [results](#) published on the PSNI statistics website.
- Assessment against the Administrative Data Quality Assurance framework in 2018 to ensure ongoing quality of outputs and identify improvements.

## 2. Summary statistics

Figure 1 summarises the number of security related incidents during the past 12 months compared to the previous 12 months.

**Figure 1: Comparison of security incidents between 1 September 2017 – 31 August 2018 and 1 September 2018 – 31 August 2019.**



\* Paramilitary style assaults/shootings that result in death are counted as security related deaths and are not included in the casualties of paramilitary style assaults/shootings figures.

### 3. Ten year trends

Figure 2: Number of deaths due to the security situation 2009/10 – 2018/19

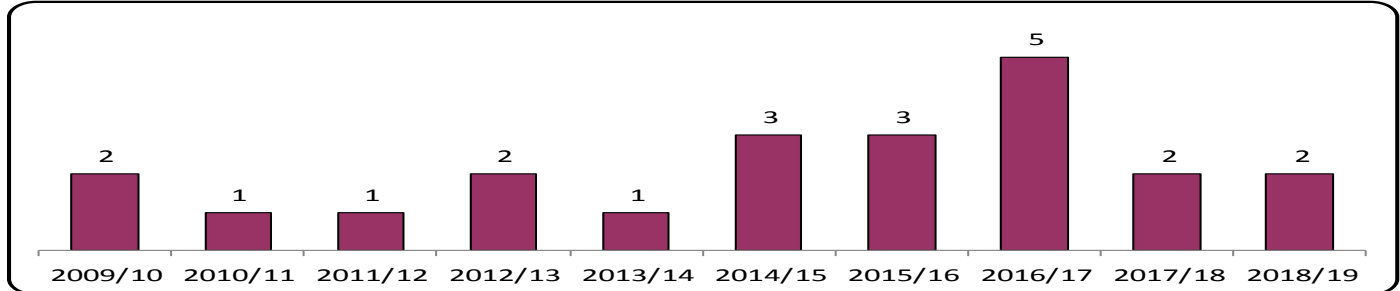


Figure 3: Number of shooting and bombing incidents 2009/10 – 2018/19

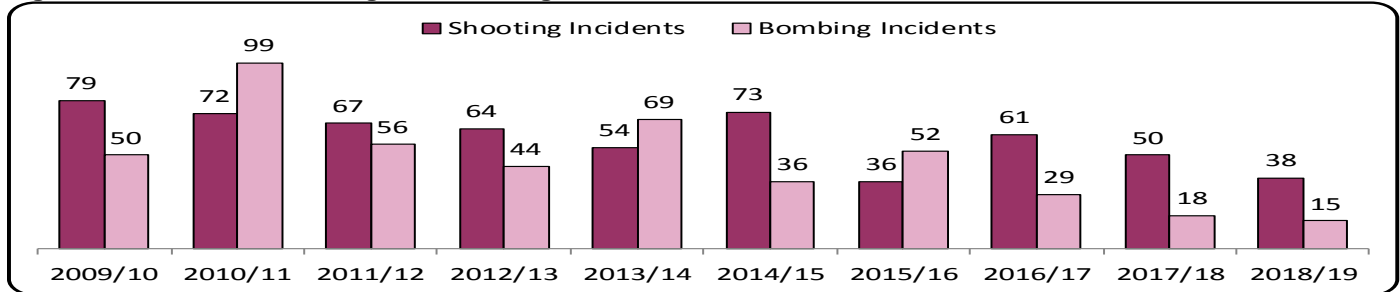


Figure 4: Number of casualties as a result of paramilitary style shootings<sup>(1,2)</sup> 2009/10 – 2018/19

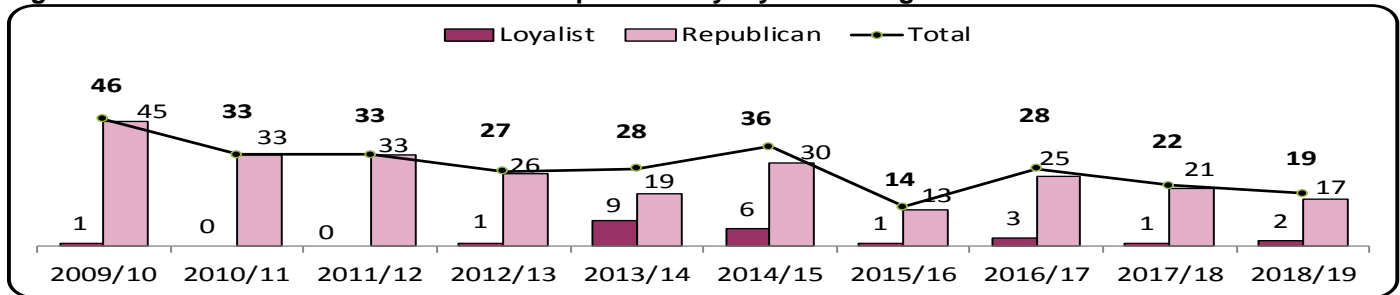


Figure 5: Number of casualties as a result of paramilitary-style assaults<sup>(1,2)</sup> 2009/10 – 2018/19

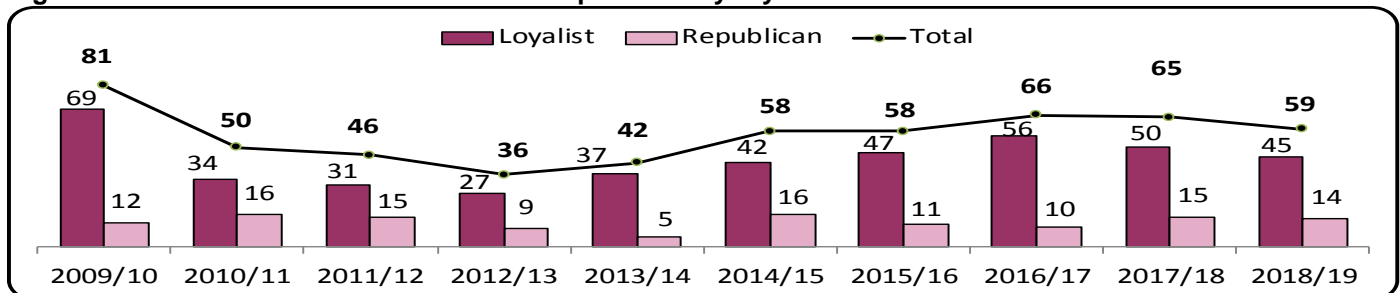
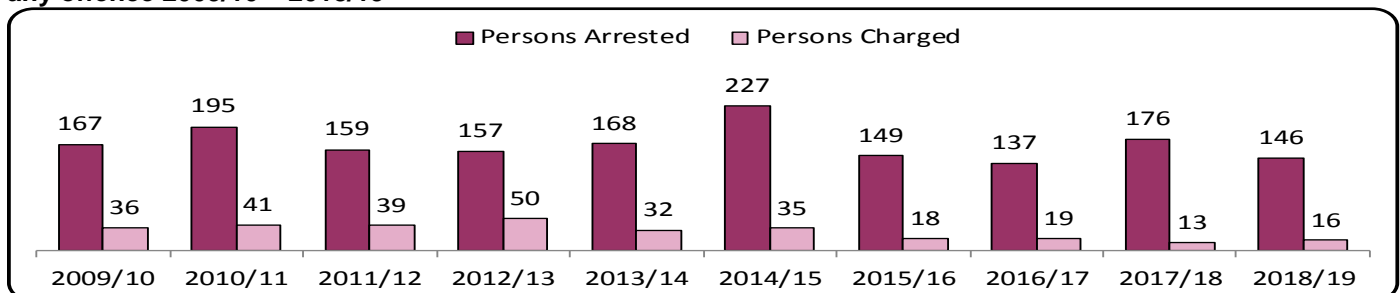


Figure 6: Number of persons arrested under Section 41 of the Terrorism Act & subsequently charged with any offence 2009/10 – 2018/19<sup>(3)</sup>



(1) Paramilitary style assaults/shootings that result in death are counted as security related deaths and are not reflected in the paramilitary style assault/shooting figures. (2) Attribution is as perceived by PSNI based on the information available at the time of the incident and does not necessarily indicate the involvement of a paramilitary organisation. (3) Following examination of pre 2017/18 data in October 2018, the number of persons arrested under S41 TACT in 2009/10 was revised from 169 to 167.

## 4. Commentary

### 4.1 Security Related Deaths

**Security related deaths are those which are considered at the time of the incident to be directly attributed to terrorism, where the cause has a direct or proximate link to subversive / sectarian strife or where the death is attributable to security force activity.**

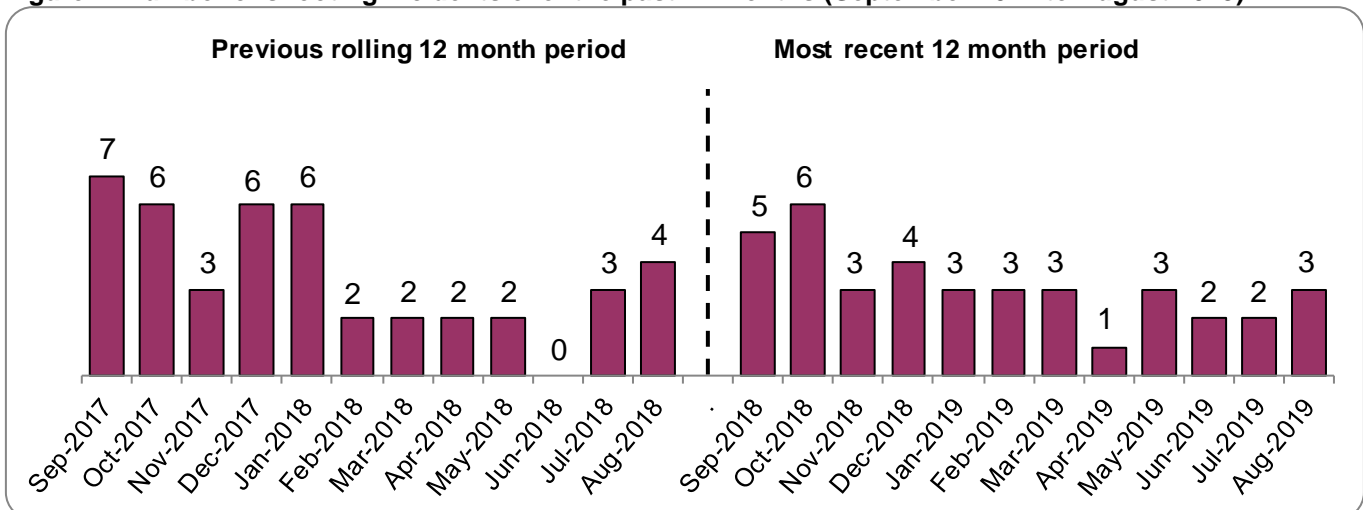
- There were three security related deaths during the last 12 month period, compared to one in the previous 12 months. Two of these deaths occurred in Belfast, one in December 2018 and one in January 2019 and the other occurred in Derry City and Strabane in April 2019.

### 4.2 Shooting Incidents

**These include any shooting incident relating to the security situation and include shots fired by terrorists, shots fired by the security forces, paramilitary style attacks involving shootings and shots heard (and later confirmed by other sources).**

- There were 38 shooting incidents during the last 12 months compared to 43 during the previous 12 months. See Figure 7 for a monthly breakdown. Belfast and Derry City and Strabane continue to experience the majority of shootings; 32 of the 38 shooting incidents in the past 12 months occurred in these districts.
- Of the 11 policing districts, only Fermanagh and Omagh saw an increase in such incidents compared to the previous 12 months, all other districts continued to experience no shootings or saw small decreases; see Section 5 for a district breakdown.

**Figure 7: Number of shooting incidents over the past 24 months (September 2017 to August 2019)**

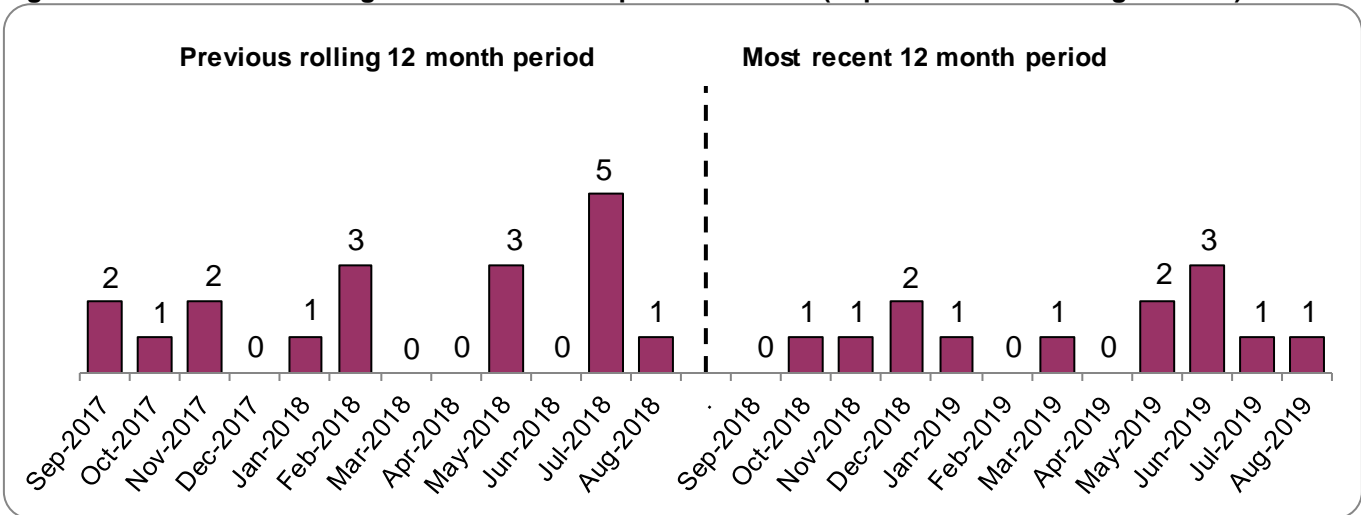


### 4.3 Bombing Incidents

**These include all incidents where a bombing device explodes or is defused. If a device is found that is not complete or armed, then it is recorded as a 'find' and not as a bombing.**

- There were 13 bombing incidents during the last 12 months compared to 18 during the previous 12 months. See Figure 8 for a monthly breakdown. Similar to shooting incidents, Belfast and Derry City and Strabane accounted for the majority of shooting incidents that occurred (6 and 3 incidents, respectively), see Section 5.

**Figure 8: Number of bombing incidents over the past 24 months (September 2017 to August 2019)**

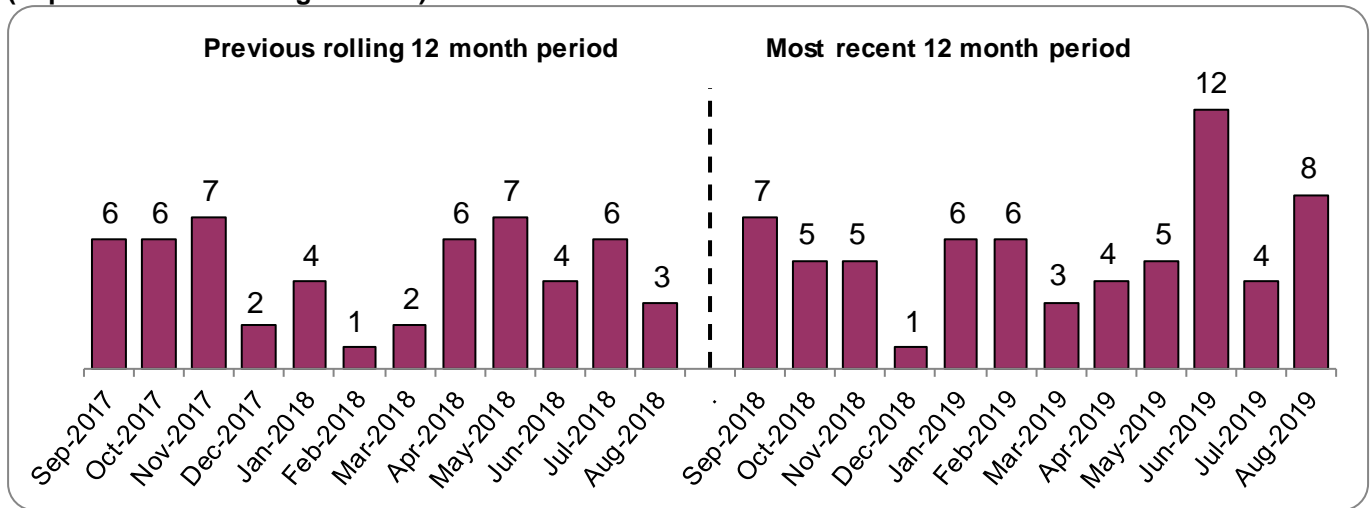


### 4.4 Paramilitary Style Assaults

**Paramilitary style assaults are usually carried out by Loyalist or Republican groups on members of their own community as a so-called punishment. The assault will involve major or minor physical injury to the injured party typically involving a group of assailants armed with, for example, iron bars or baseball bats. Paramilitary style assaults that result in death are counted as 'security related deaths' and are not reflected in the paramilitary style assault figures.**

- There were 66 casualties of paramilitary style assaults during the last 12 months compared to 54 during the previous 12 months. The majority of these assaults were carried out in Belfast (20 casualties) and Antrim and Newtownabbey (17 casualties). In Derry City and Strabane the number of casualties of such attacks increased year-on-year from 1 to 9.
- Of the 66 casualties of paramilitary style assaults during the last 12 months 6 were aged under 18 years old.

**Figure 9: Number of casualties resulting from paramilitary style assaults<sup>(1)</sup> over the last 24 months (September 2017 to August 2019)**



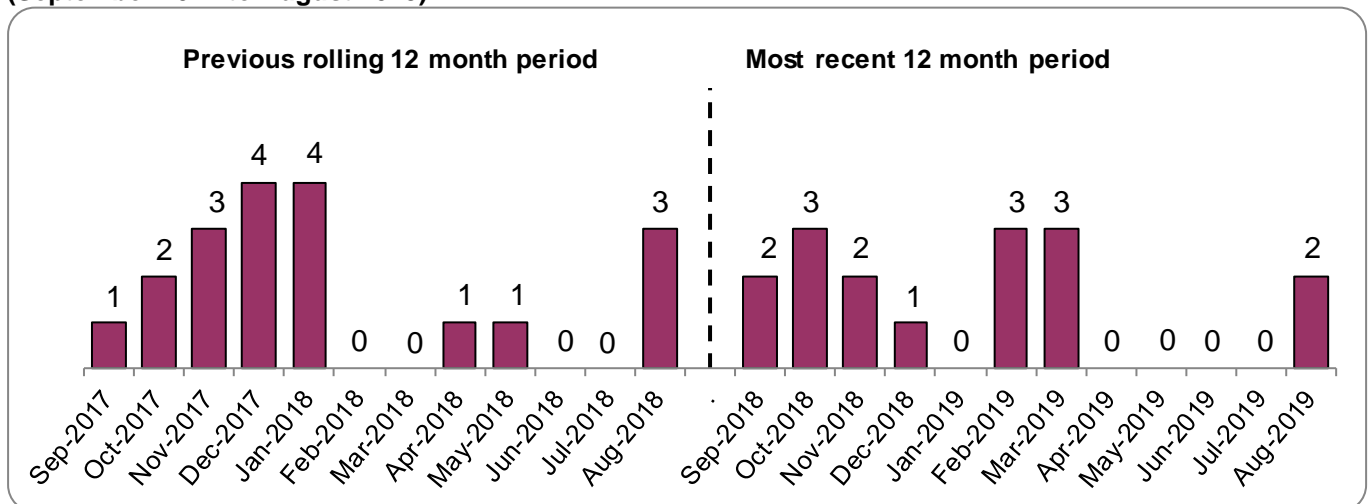
(1) Paramilitary style assaults that result in death are counted as security related deaths and are not included in the casualties of paramilitary style assaults figures.

### 4.5 Paramilitary Style Shootings

**Paramilitary style shootings usually result in the injured party being shot in the knees, elbows, feet, ankles or thighs and the motive is supposedly to punish the person for anti-social activities. These paramilitary style shootings are generally conducted by Loyalist or Republican paramilitary groups on members of their own community. Paramilitary style shootings that result in death are counted as 'security related deaths' and are not reflected in the paramilitary style shooting figures.**

- There were 16 casualties from paramilitary style shootings during the last 12 months, compared to 19 during the previous 12 months. August saw the first paramilitary style shootings in 5 months. All of these attacks were carried out in one of three districts – Derry City and Strabane (10 casualties), Belfast (4 casualties) and Causeway Coast and Glens (2 casualties).
- Of the 16 casualties of paramilitary style shootings during the last 12 months, all were aged 18 years and above.

**Figure 10: Number of casualties resulting from paramilitary style shootings<sup>(1)</sup> over the last 24 months (September 2017 to August 2019)**



(1) Paramilitary style shootings that result in death are counted as security related deaths and are not included in the casualties of paramilitary style shootings figures.



## 4.6 Finds of Firearms, Explosives and Ammunition

*These refer to the seizure or recovery of all illegal firearms, ammunition, explosives, rocket/mortar launchers, detonators and bomb making material/equipment. Replica/blank firing firearms, petrol bombs and petrol bomb making materials, grenades and munitions from World War 1 or World War 2 found on the beach or in attics etc. are not recorded as finds.*

### Firearms Finds

- There were fewer firearms found during the past 12 months (35) compared to the previous 12 months (44).
- The numbers of firearms seized per month has ranged from a low of none (July 2019) to a high of 9 (May 2018) over the last 24 months, see Table 1. On average 3 firearms have been found per month during the past 12 month period.

### Explosive Finds

- There was the same quantity of explosives found during the past 12 months (0.7kg) compared to the previous 12 months.

### Ammunition Finds

- There were fewer rounds of ammunition found during the past 12 months (1,021 rounds) compared to during the previous 12 months (3,594 rounds). This decrease is mostly explained by the large quantity of ammunition found during a single recovery in March 2018.

**Table 1: Number of firearms, explosives and rounds of ammunition seized by PSNI over the last 24 months (September 2017 to August 2019)**

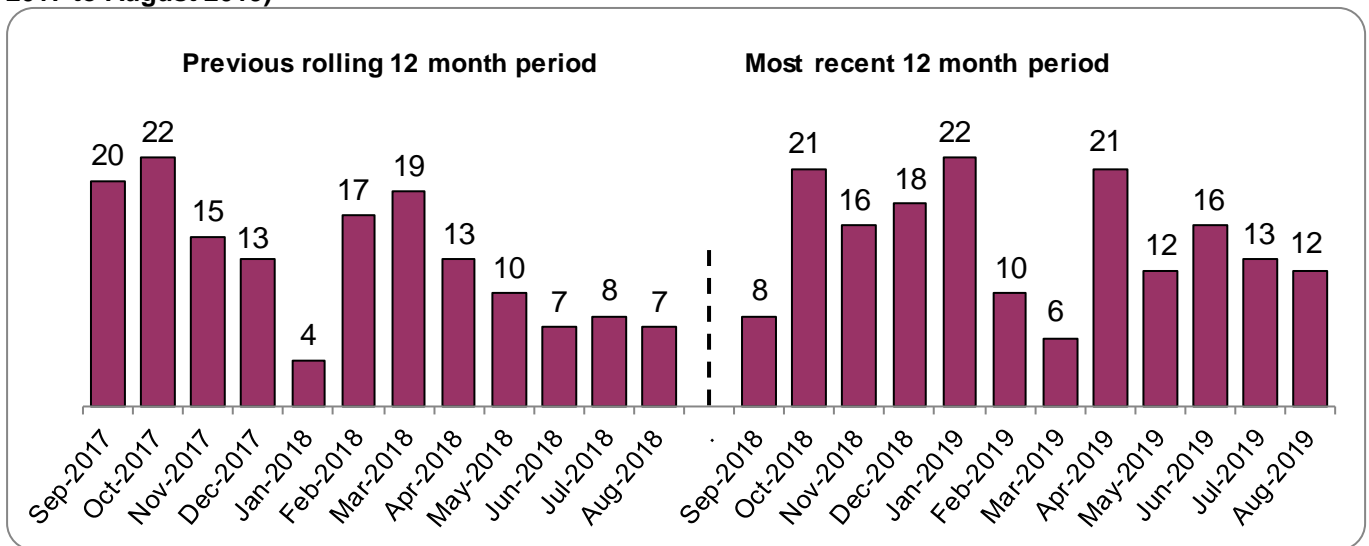
	Previous 12 month period			Most recent 12 month period			
	Firearms	Explosives (kg)	Rounds of Ammunition	Firearms	Explosives (kg)	Rounds of Ammunition	
Sep-17	3	0.00	484	Sep-18	4	0.10	48
Oct-17	4	0.12	128	Oct-18	2	0.00	386
Nov-17	1	0.03	185	Nov-18	1	0.61	89
Dec-17	5	0.03	78	Dec-18	1	0.00	47
Jan-18	5	0.00	75	Jan-19	5	0.00	34
Feb-18	2	0.00	20	Feb-19	6	0.01	105
Mar-18	2	0.10	2,153	Mar-19	4	0.00	104
Apr-18	1	0.01	171	Apr-19	3	0.00	14
May-18	9	0.30	67	May-19	1	0.00	48
Jun-18	1	0.09	35	Jun-19	4	0.00	112
Jul-18	6	0.00	183	Jul-19	0	0.00	19
Aug-18	5	0.05	15	Aug-19	4	0.00	15
<b>Total</b>	<b>44</b>	<b>0.73</b>	<b>3,594</b>	<b>Total</b>	<b>35</b>	<b>0.72</b>	<b>1,021</b>

## 4.7 Section 41 Terrorism Act Arrests and Subsequent Charges

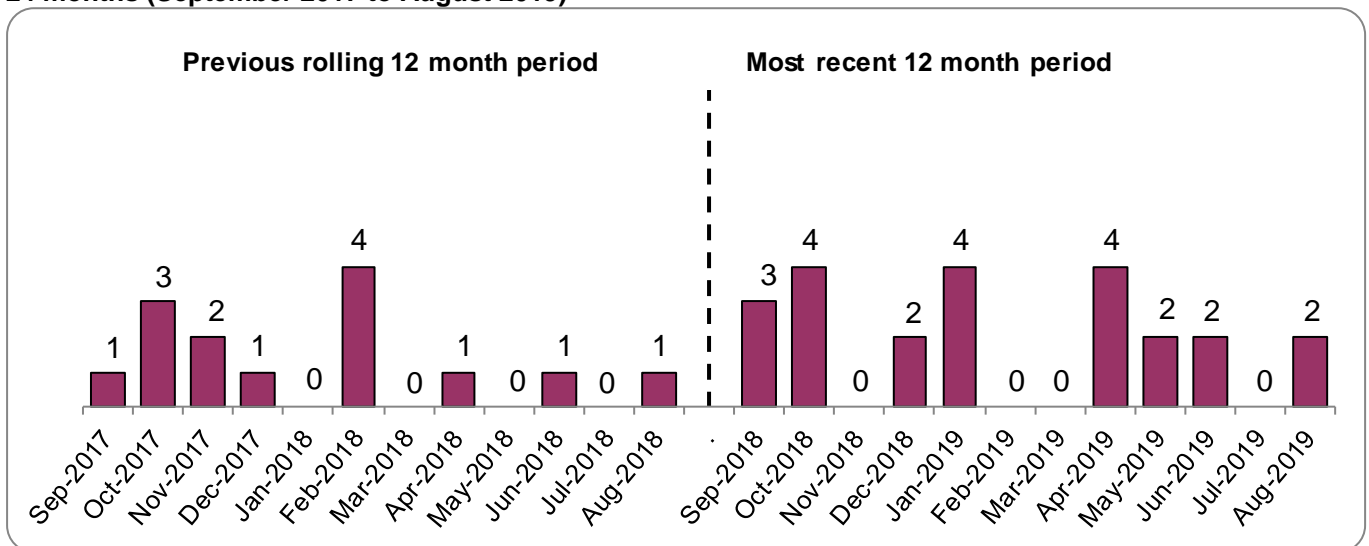
**Section 41 of the Terrorism Act 2000 enables police officers to arrest persons whom they reasonably suspect to be a terrorist. Following arrest under Section 41 of the Terrorism Act an individual may be charged with any offence (e.g. attempted murder) and not necessarily an offence listed under the Terrorism Act.**

- There were 175 persons arrested under Section 41 of the Terrorism Act 2000 during the past 12 months compared to 155 during the previous 12 months.
- Of the 175 arrests, 92 of them occurred in Belfast and 57 occurred in Derry City and Strabane.
- There were 23 persons arrested under Section 41 of the Terrorism Act 2000 and subsequently charged (with any offence) during the past 12 months compared to 14 during the previous 12 months (see Figure 12).

**Figure 11: Number of persons arrested under S41 Terrorism Act over the last 24 months (September 2017 to August 2019)**



**Figure 12: Number of persons arrested under S41 Terrorism Act and subsequently charged over the last 24 months (September 2017 to August 2019)**



## 5. District level tables

### Bombing and Shooting Incidents

	Bombing Incidents <sup>1</sup>			Shooting Incidents <sup>2</sup>		
	12 months to August 18	12 months to August 19	Change	12 months to August 18	12 months to August 19	Change
<b>Belfast City</b>	<b>8</b>	<b>6</b>	<b>-2</b>	<b>18</b>	<b>18</b>	<b>0</b>
<b>North Area</b>	<b>7</b>	<b>3</b>	<b>-4</b>	<b>22</b>	<b>16</b>	<b>-6</b>
Antrim & Newtownabbey	2	0	-2	1	0	-1
Causeway Coast & Glens	0	0	0	4	2	-2
Derry City & Strabane	4	3	-1	16	14	-2
Mid & East Antrim	1	0	-1	1	0	-1
<b>South Area</b>	<b>3</b>	<b>4</b>	<b>1</b>	<b>3</b>	<b>4</b>	<b>1</b>
Ards & North Down	0	0	0	0	0	0
Armagh City, Banbridge & Craigavon	0	2	2	2	2	0
Fermanagh & Omagh	1	2	1	0	2	2
Lisburn & Castlereagh City	1	0	-1	0	0	0
Mid Ulster	1	0	-1	0	0	0
Newry, Mourne & Down	0	0	0	1	0	-1
<b>Northern Ireland</b>	<b>18</b>	<b>13</b>	<b>-5</b>	<b>43</b>	<b>38</b>	<b>-5</b>

(1) Individual bombing incidents may involve one or more explosive devices. Incidents include explosions and defusings. Incidents involving hoax devices, petrol bombings or incendiaries are excluded.

(2) The following types of incidents are included:

- Shots fired by terrorists
- Shots fired by the security forces
- Paramilitary-style attacks involving shootings
- Shots heard (and later confirmed).

### Casualties of Paramilitary-Style Attacks

Policing Area/District	Casualties Resulting from Paramilitary-Style Shootings <sup>3</sup>			Casualties Resulting from Paramilitary-Style Assaults <sup>3</sup>		
	12 months to August 18	12 months to August 19	Change	12 months to August 18	12 months to August 19	Change
<b>Belfast City</b>	<b>13</b>	<b>4</b>	<b>-9</b>	<b>19</b>	<b>20</b>	<b>1</b>
<b>North Area</b>	<b>6</b>	<b>12</b>	<b>6</b>	<b>21</b>	<b>33</b>	<b>12</b>
Antrim & Newtownabbey	1	0	-1	11	17	6
Causeway Coast & Glens	0	2	2	3	0	-3
Derry City & Strabane	5	10	5	1	9	8
Mid & East Antrim	0	0	0	6	7	1
<b>South Area</b>	<b>0</b>	<b>0</b>	<b>0</b>	<b>14</b>	<b>13</b>	<b>-1</b>
Ards & North Down	0	0	0	11	8	-3
Armagh City, Banbridge & Craigavon	0	0	0	0	0	0
Fermanagh & Omagh	0	0	0	0	0	0
Lisburn & Castlereagh City	0	0	0	1	3	2
Mid Ulster	0	0	0	0	2	2
Newry, Mourne & Down	0	0	0	2	0	-2
<b>Northern Ireland</b>	<b>19</b>	<b>16</b>	<b>-3</b>	<b>54</b>	<b>66</b>	<b>12</b>

(3) Paramilitary style assaults/shootings that result in death are counted as security related deaths and are not included in the casualties of paramilitary style assaults/shootings figures.

## Arrests under Section 41 TACT and subsequent charges

Policing Area/District	Section 41 Terrorism Act Arrests			Persons Charged subsequent to S41 Arrest		
	12 months to August 18	12 months to August 19	Change	12 months to August 18	12 months to August 19	Change
<b>Belfast City</b>	<b>76</b>	<b>92</b>	<b>16</b>	<b>8</b>	<b>15</b>	<b>7</b>
<b>North Area</b>	<b>64</b>	<b>66</b>	<b>2</b>	<b>3</b>	<b>7</b>	<b>4</b>
Antrim & Newtownabbey	4	3	-1	1	0	-1
Causeway Coast & Glens	7	4	-3	0	1	1
Derry City & Strabane	47	57	10	1	6	5
Mid & East Antrim	6	2	-4	1	0	-1
<b>South Area</b>	<b>15</b>	<b>17</b>	<b>2</b>	<b>3</b>	<b>1</b>	<b>-2</b>
Ards & North Down	4	4	0	1	1	0
Armagh City, Banbridge & Craigavon	6	7	1	1	0	-1
Fermanagh & Omagh	1	2	1	0	0	0
Lisburn & Castlereagh City	0	2	2	0	0	0
Mid Ulster	4	2	-2	1	0	-1
Newry, Mourne & Down	0	0	0	0	0	0
<b>Northern Ireland</b>	<b>155</b>	<b>175</b>	<b>20</b>	<b>14</b>	<b>23</b>	<b>9</b>

## 5. Revisions

Revisions are carried out in accordance with our [Revisions Policy](#), a copy of which is available in the Official Statistics section of the PSNI Statistics website. Figures within the current financial year to date are provisional and will be subject to slight revision until figures for the full financial year are published. This means that the totals for each month from April 2018 can change each time the figures are published during the financial year. These amendments can happen for a number of reasons, such as an incident being included or excluded following further investigation by an officer.

Since the publication of the previous bulletin in August 2019 there have been no revisions made to the data.