

Police Service of Northern Ireland

Police Recorded Security Situation Statistics

Monthly Update

Covering the 12 month period
1st December 2014 – 30th November 2015
Statistics by Police District and Area

Published 11th December 2015

Contact:
Security Statistician
PSNI Statistics Branch
Lisnasharragh
42 Montgomery Road
Belfast
BT6 9LD
Tel 02890 650222 Ext. 24135
Email: statistics@psni.police.uk

Security Situation Statistics in Northern Ireland Monthly update to 30th November 2015

Published 11th December 2015

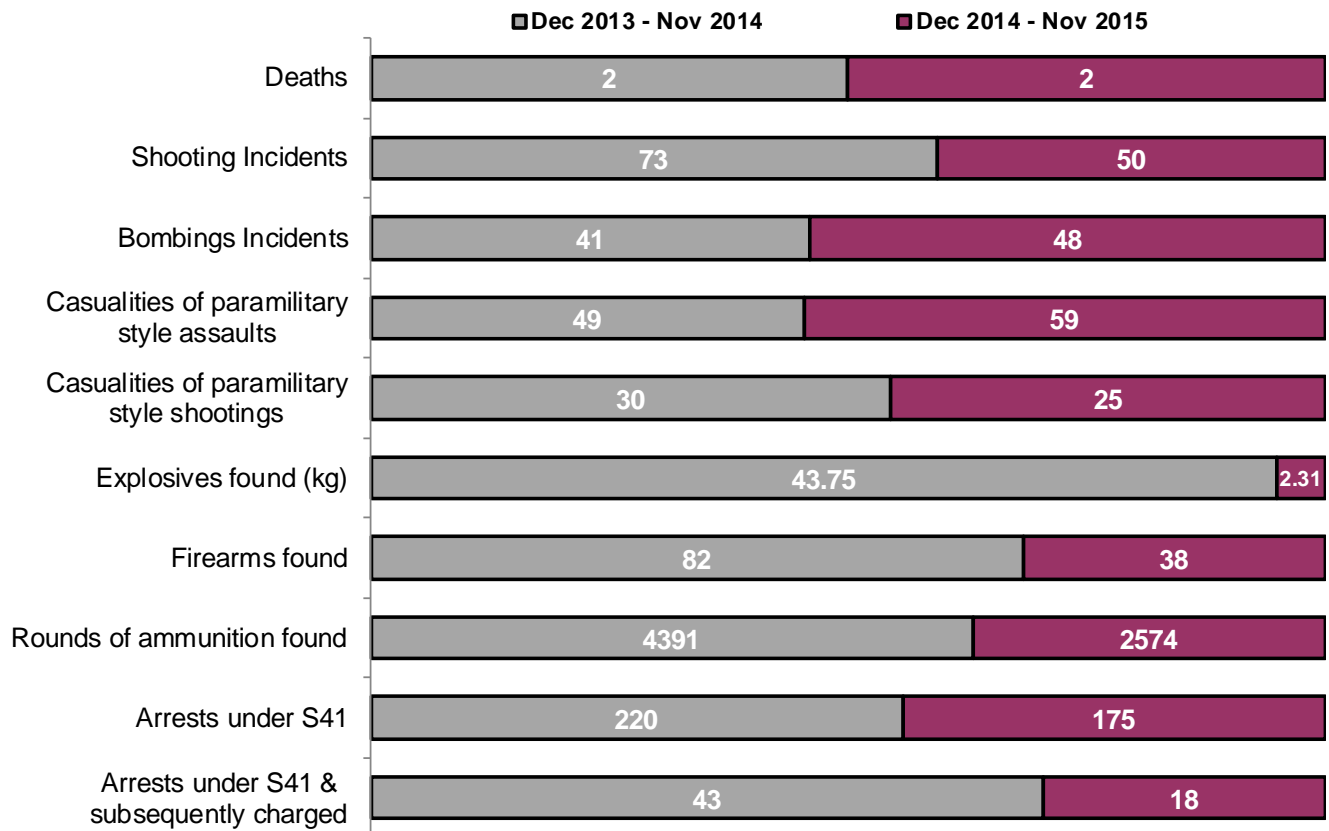
This monthly bulletin presents the latest security situation statistics for Northern Ireland. Figures for the financial year 2015/2016 are provisional and subject to minor amendment. Further details on revisions as well as the strengths and limitations of the statistics are provided in the Notes section on page 9 at the end of the report. The next monthly update will be published on Friday 8th January 2016.

An accompanying [Excel Spreadsheet](#) is available on our website which outlines the data in this bulletin and historic trends.

As part of the Review of Public Administration which came into effect on 1st April 2015, PSNI has moved from eight to eleven policing districts, with the new policing model becoming fully operational at the end of September 2015. While previously published figures were based on a best approximation to the new boundaries, figures in this bulletin are based on the fully implemented boundaries.

Summary Statistics

Comparison of security incidents between December 2013 – November 2014 and December 2014 – November 2015.



Trends – last 10 years (see charts in Annex 1)

The security situation in Northern Ireland has improved over the last decade with fewer security related deaths, shooting and bombing incidents and fewer paramilitary style attacks recorded in 2014/15 than ten years ago in 2005/06. However, whilst the levels of most incident types have remained relatively consistent over the last 5 or 6 years, some have shown increases in the last two years.

Security Related Deaths – last 24 months

There were two security related deaths during the most recent rolling 12 month period of 1st December 2014 to 30th November 2015, the same number as in the previous rolling 12 month period (1st December 2013 to 30th November 2014). One of the deaths during the most recent 12 month period occurred in January 2015 in Ballymoney, Causeway Coast and Glens policing district and another occurred in June 2015 in Derry City and Strabane policing district as a result of an assault that took place in 2006.

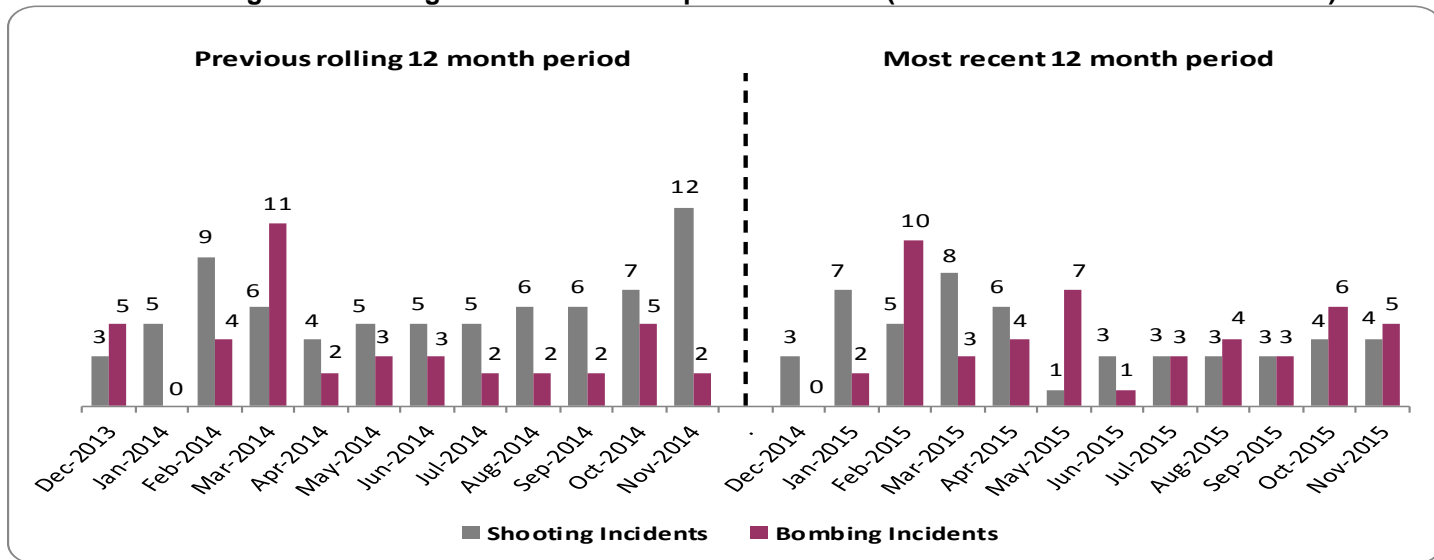
Shooting Incidents – last 24 months

The number of shooting incidents over the last 12 months period ending 30th November 2015 (50 incidents) is 23 less than the number in the previous 12 months, when there were 73 incidents. There have been 27 shooting incidents this financial year to date, April 2015 to November 2015.

Bombing Incidents – last 24 months

There was 7 more bombing incidents in the most recent rolling 12 month period to 30th November 2015 (48 incidents) than that recorded in the previous rolling 12 month period (41 incidents). During the first eight months of the 2015/2016 financial year there have been 33 bombing incidents. There was a two year monthly high of 11 in March 2014.

Number of Bombing and Shooting Incidents over the past 24 months (December 2013 to November 2015)



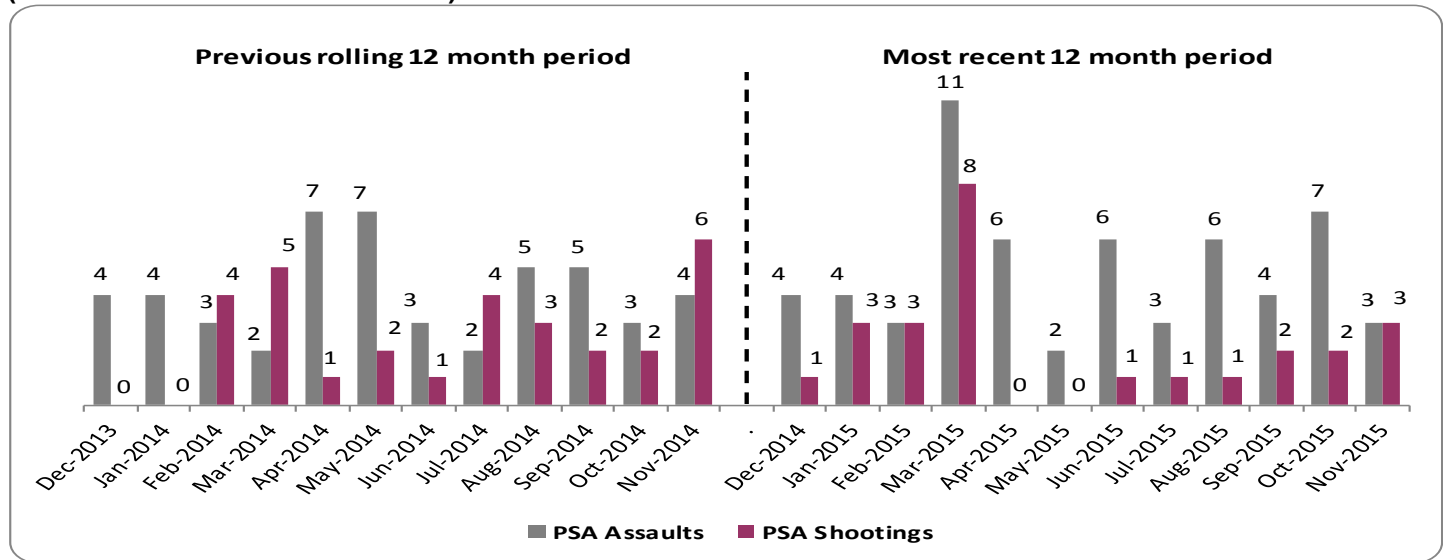
Paramilitary Style Assaults – last 24 months

There has been an increase in the number of casualties from paramilitary style assaults over the last 12 months ending 30th November 2015. There were 49 casualties resulting from paramilitary style assaults in the previous 12 month period (December 2013 to November 2014) compared with 59 casualties in the most recent 12 month period (December 2014 to November 2015), an increase of ten casualties. During this financial year (April 2015 to November 2015) there have been 37 casualties of paramilitary assaults. This is one more from the same period last year (April 2014 to November 2014) when there were 36 casualties of paramilitary assaults.

Paramilitary Style Shootings – last 24 months

The number of casualties resulting from paramilitary style shootings over the most recent 12 month period has decreased from the same period last year. In the most recent rolling 12 month period (December 2014 to November 2015) there were 25 casualties resulting from paramilitary style shootings, five fewer than the 30 recorded in the previous rolling 12 month period (December 2013 to November 2014). In the current financial year (April 2015 to November 2015) there have been 10 casualties from paramilitary style shootings, approximately half the number as for the same period last year (April 2014 to October 2014), when there were 21 casualties.

Number of Casualties resulting from Paramilitary Style Assaults and Shootings over the Last 24 Months (December 2013 to November 2015)



Firearms finds – last 24 months

The number of firearms seized has decreased, with 82 firearms found during the previous rolling 12 month period (December 2013 to November 2014) compared with 38 firearms seized in the most recent 12 month period. The numbers of firearms seized per month ranged from a low of none (March 2015, May 2015 and November 2015) to a high of 22 (December 2013) over the last 24 months. During the first eight months of the 2015/2016 financial year 29 firearms have been recovered by the PSNI.

Explosive finds – last 24 months

There has been a decrease in the amount of explosives seized during the last rolling 12 month period to 30th November 2015. During this period 2.3kg of explosives were recovered by the PSNI, compared to the 43.8kg seized in the previous rolling 12 month period, a decrease of 41.5kg. Approximately two thirds of the 43.8kg found in the previous 12 months was due to two large seizures, one of 20kg in March 2014 and another of 10kg in November 2014. So far in 2015/2016 the PSNI has seized 2.1kg of explosives.

Ammunition Finds – last 24 months

The number of rounds of ammunition recovered by the PSNI has decreased in the 12 month period ending in November 2015. In the most recent rolling 12 months 2,574 rounds of ammunition were seized, this is 1,817 rounds less than the previous rolling 12 month period (4,391 rounds). So far in the current financial year (April 2015 to November 2015), 1,775 rounds of ammunition have been seized by the PSNI.

Number of firearms, explosives and rounds of ammunition seized by PSNI over the last 24 months

	Previous rolling 12 month period			Most recent rolling 12 month period			
	Firearms	Explosives (kg)	Rounds of Ammunition	Firearms	Explosives (kg)	Rounds of Ammunition	
Dec-13	22	0.18	19	Dec-14	3	0.00	192
Jan-14	3	0.20	73	Jan-15	4	0.20	227
Feb-14	2	0.50	33	Feb-15	2	0.00	342
Mar-14	6	20.13	496	Mar-15	0	0.00	38
Apr-14	9	2.56	136	Apr-15	6	0.69	47
May-14	5	0.06	1,775	May-15	0	0.35	57
Jun-14	7	0.27	114	Jun-15	4	0.15	74
Jul-14	7	1.60	189	Jul-15	7	0.00	66
Aug-14	1	0.00	207	Aug-15	5	0.01	14
Sep-14	4	3.98	144	Sep-15	3	0.71	435
Oct-14	4	3.01	588	Oct-15	4	0.00	87
Nov-14	12	11.26	617	Nov-15	0	0.20	995
Total	82	43.75	4,391	Total	38	2.31	2,574

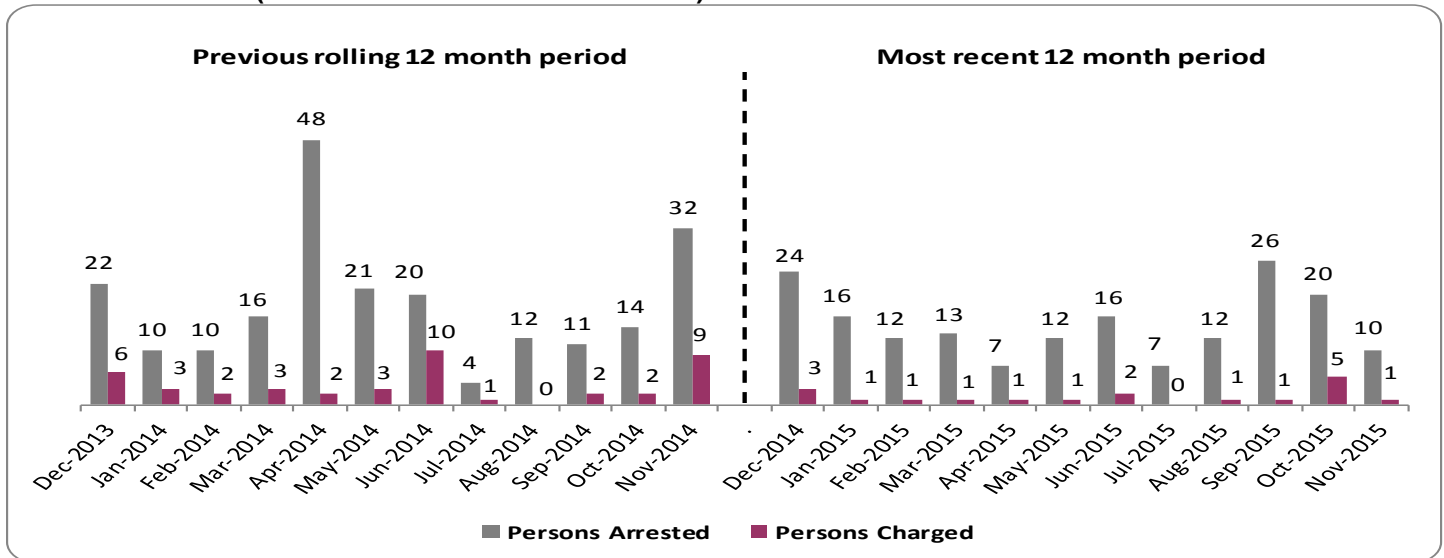
Section 41 Terrorism Act Arrests – last 24 months

Over the 12 month period ending in November 2015 the number of persons arrested under Section 41 of the Terrorism Act has decreased compared to the 12 months 1st December 2013 to 30th November 2014. In the most recent rolling 12 month period 175 persons were arrested, this is 45 persons fewer than in the previous rolling 12 month period when 220 persons were arrested. Over the last 24 month period the number of persons arrested fluctuated from a low of 4 in July 2014 to a high of 48 in April 2014. In terms of the current financial year (April 2015 to November 2015), there have been 110 arrests under Section 41 of the Terrorism Act. In comparison, there were 162 arrests under Section 41 of the Terrorism Act for the period April 2014 to November 2014.

Subsequent Charges – last 24 months

The number of persons arrested under Section 41 of the Terrorism Act and subsequently charged decreased from 43 in the previous 12 month period to 18 persons in the most recent 12 month period, this is a decrease of 25 persons. The number of persons charged varied from a low of none in August 2014 and July 2015 to a high of 10 in June 2014. During the first eight months of this financial year (April 2015 to November 2015) there have been 12 persons subsequently charged after being arrested under Section 41 of the Terrorism Act.

Number of Persons Arrested under S41 Terrorism Act and Number of Persons Subsequently Charged over the Last 24 Months (December 2013 to November 2015)



**Tabular Results: Most Recent Rolling 12 Month Period (1st December 2014 to 30th November 2015)
Compared with the previous Rolling 12 Month Period (1st December 2013 to 30th November 2014)**

Bombing and Shooting Incidents

	Bombing Incidents ¹		
	Rolling 12 months 1st Dec 2013 to 30th Nov 2014	Rolling 12 months 1st Dec 2014 to 30th Nov 2015	Diff
Belfast City Policing Area	9	23	14
North Area Policing	24	18	-6
Antrim & Newtownabbey	4	1	-3
Causeway Coast & Glens	5	3	-2
Derry City & Strabane	14	12	-2
Mid & East Antrim	1	2	1
South Area Policing	8	7	-1
Ards & North Down	1	2	1
Armagh City, Banbridge & Craigavon	2	2	0
Fermanagh & Omagh	0	0	0
Lisburn & Castlereagh City	2	1	-1
Mid Ulster	1	0	-1
Newry, Mourne & Down	2	2	0
Northern Ireland	41	48	7

Notes:

1. Individual bombing incidents may involve one or more explosive devices. Incidents include explosions and defusings. Incidents involving hoax devices, petrol bombings or incendiaries are excluded.

Shooting Incidents ²		
Rolling 12 months 1st Dec 2013 to 30th Nov 2014	Rolling 12 months 1st Dec 2014 to 30th Nov 2015	Diff
38	27	-11
28	19	-9
4	4	0
2	5	3
20	8	-12
2	2	0
7	4	-3
1	0	-1
2	3	1
2	1	-1
0	0	0
1	0	-1
1	0	-1
73	50	-23

2. The following types of incidents are included:

- Shots fired by terrorists
- Shots fired by the security forces
- Paramilitary-style attacks involving shootings
- Shots heard (and later confirmed).

Casualties of Paramilitary-Style Attacks

	Casualties Resulting from Paramilitary-Style Shootings		
	Rolling 12 months 1st Dec 2013 to 30th Nov 2014	Rolling 12 months 1st Dec 2014 to 30th Nov 2015	Diff
Belfast City Policing Area	17	18	1
North Area Policing	13	7	-6
Antrim & Newtownabbey	2	2	0
Causeway Coast & Glens	0	3	3
Derry City & Strabane	11	2	-9
Mid & East Antrim	0	0	0
South Area Policing	0	0	0
Ards & North Down	0	0	0
Armagh City, Banbridge & Craigavon	0	0	0
Fermanagh & Omagh	0	0	0
Lisburn & Castlereagh City	0	0	0
Mid Ulster	0	0	0
Newry, Mourne & Down	0	0	0
Northern Ireland	30	25	-5

Casualties Resulting from Paramilitary-Style Assaults		
Rolling 12 months 1st Dec 2013 to 30th Nov 2014	Rolling 12 months 1st Dec 2014 to 30th Nov 2015	Diff
22	20	-2
12	28	16
3	11	8
3	3	0
2	4	2
4	10	6
15	11	-4
7	7	0
2	2	0
0	0	0
3	1	-2
3	1	-2
0	0	0
49	59	10

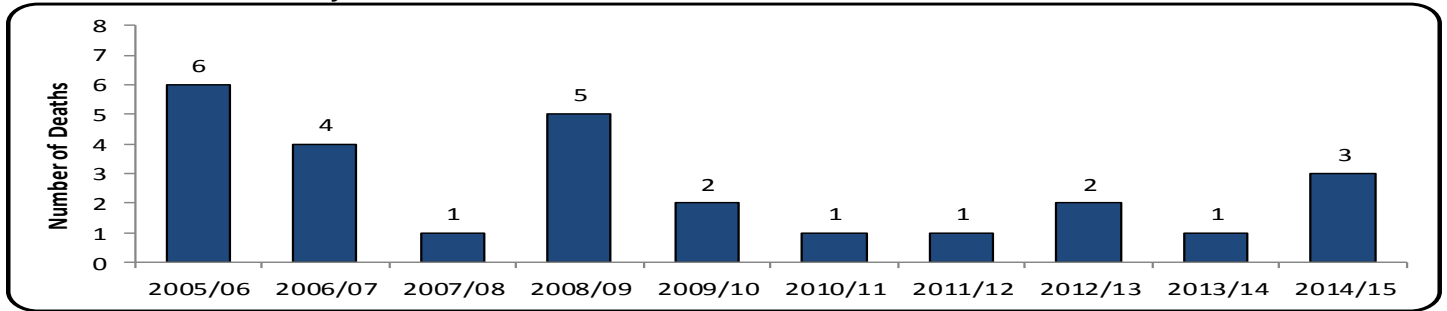
Arrests under Section 41 TACT and subsequent charges

	Section 41 Terrorism Act Arrests		
	Rolling 12 months 1st Dec 2013 to 30th Nov 2014	Rolling 12 months 1st Dec 2014 to 30th Nov 2015	Diff
Belfast City Policing Area	82	47	-35
North Area Policing	88	97	9
Antrim & Newtownabbey	16	25	9
Causeway Coast & Glens	10	24	14
Derry City & Strabane	28	45	17
Mid & East Antrim	34	3	-31
South Area Policing	50	31	-19
Ards & North Down	1	3	2
Armagh City, Banbridge & Craigavon	12	14	2
Fermanagh & Omagh	9	1	-8
Lisburn & Castlereagh City	3	1	-2
Mid Ulster	7	1	-6
Newry, Mourne & Down	18	11	-7
Northern Ireland	220	175	-45

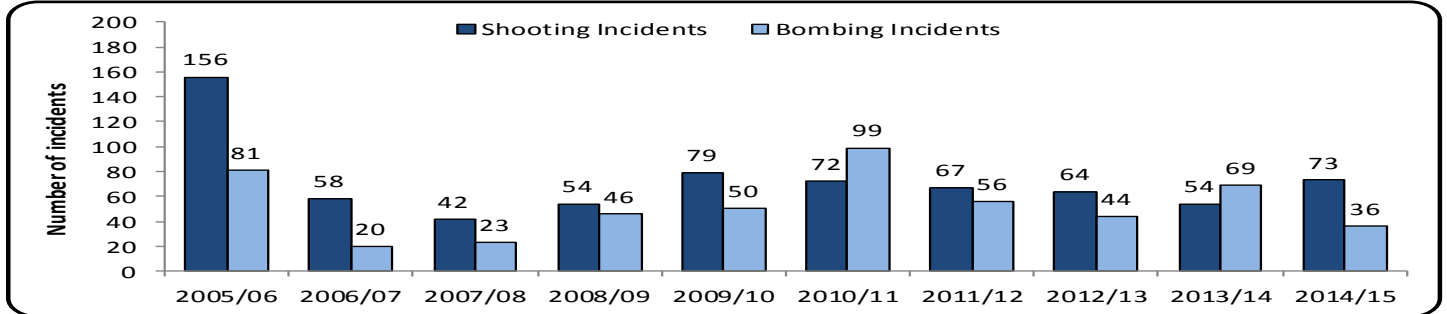
Persons Charged subsequent to S41 Arrest		
Rolling 12 months 1st Dec 2013 to 30th Nov 2014	Rolling 12 months 1st Dec 2014 to 30th Nov 2015	Diff
21	9	-12
8	1	-7
2	0	-2
0	1	1
3	0	-3
3	0	-3
14	8	-6
0	1	1
3	2	-1
1	0	-1
0	0	0
0	0	0
10	5	-5
43	18	-25

Annex 1: PSNI Security Statistics: Trends over the last 10 Years

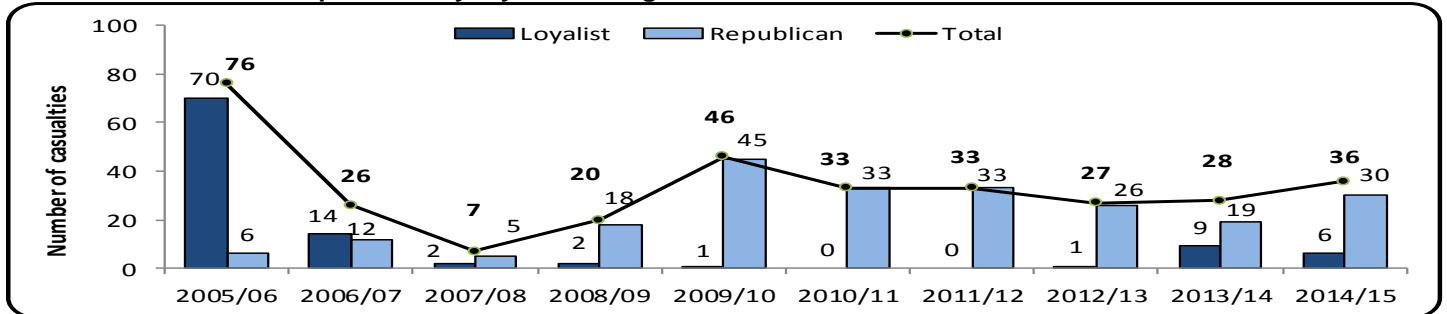
Deaths Due to the Security Situation 2005/06 – 2014/15



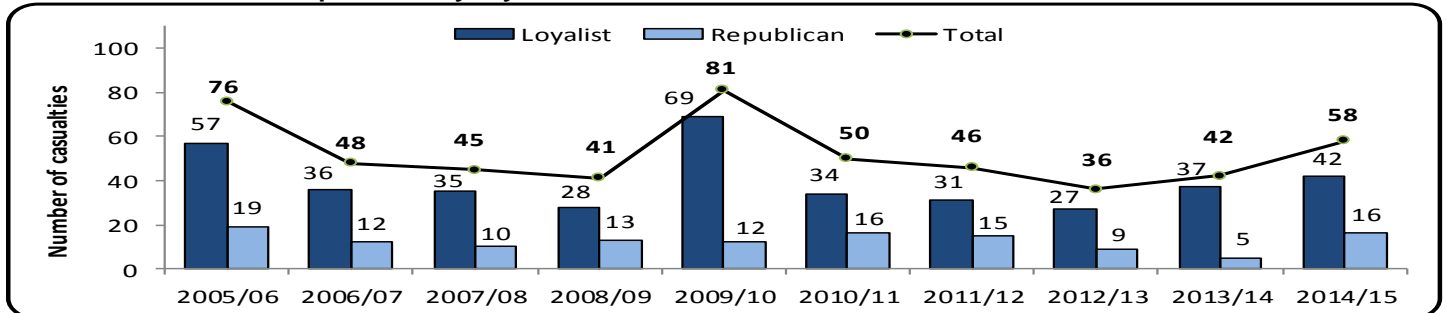
Shooting and Bombing Incidents 2005/06 – 2014/15



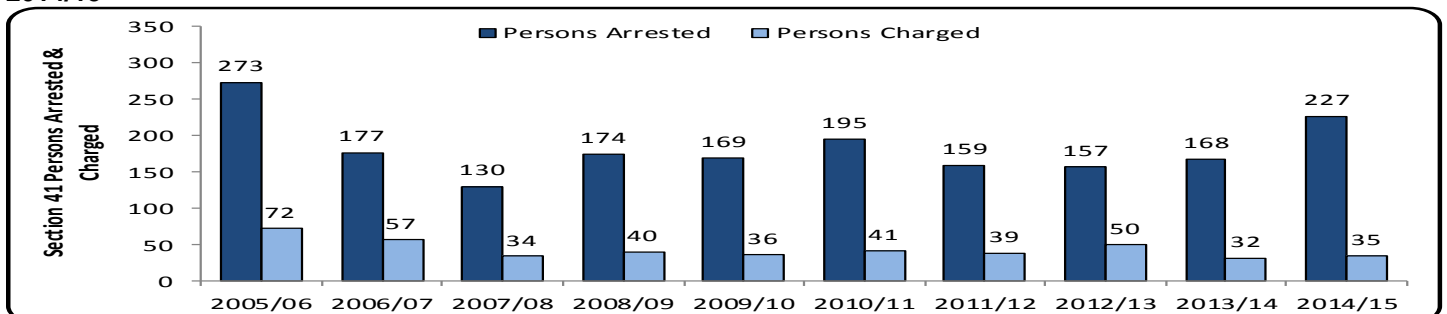
Casualties as a result of paramilitary style shootings 2005/06 – 2014/15



Casualties as a result of paramilitary-style assaults 2005/06 – 2014/15



Persons arrested under Section 41 of the Terrorism Act & subsequently charged with any offence 2005/06 – 2014/15



NOTES

Further information on how these statistics are collated and reported are included in the [Security Situation Statistics User Guide](#) available on the [PSNI website](#).

Strengths and Limitations of the data

Strengths

Police recorded statistics relating to the security situation in Northern Ireland are the main source of official information on trends and statistics relating to the security situation throughout the Troubles and up to the present day. They were initially established by the police to provide much needed facts and figures on widespread civil unrest during the late 1960s and early 1970s and then were developed further through the 1980s and 1990s with computerisation. They are a key source of information on the security situation in Northern Ireland since 1969 and are used widely within PSNI and also by colleagues in government departments as well as by the media, academics and members of the public. These statistics were assessed by the UK Statistics Authority and awarded the National Statistics designation in 2012.

Limitations

As the security situation figures relate to those incidents that took place within Northern Ireland, they do not include any security related incidents that may have happened either in the Republic of Ireland or in Great Britain.

These statistics only include those incidents that are brought to the attention of the police and some such incidents may not have been reported. Therefore a level of under-reporting may exist and users of the statistics should exercise caution when examining trends based on these police statistics. The PSNI's Security Statistics are collated and reported by a small number of experienced staff who manually trawl through PSNI systems on a daily basis to identify all such security related incidents. The reliance on these key individuals means that an element of human error could be involved and that small proportion of incidents could be missed or incorrectly classified as a result. However, various internal checks and validation processes are in place to ensure that this is kept to a minimum.

Revisions

Revisions are carried out in accordance with our Revisions Policy, a copy of which is available in the Official Statistics section of the PSNI Statistics website. Figures within the current financial year to date are provisional and will be subject to slight revision until figures for the full financial year are published. This means that the totals for each month from April 2015 can change each time the figures are published during the financial year. These amendments can happen for a number of reasons, such as an incident being included or excluded following further investigation by an officer.

Since the publication of the previous bulletin in November 2015, six revisions have been made to the data as detailed below;

- The number casualties as a result of paramilitary-style assaults that were recorded by the PSNI in September 2015 have increased by 1 casualty. Additionally, the number of casualties recorded for October 2015 has increased by 2 casualties.
- The amount of explosives seized by the PSNI in September 2015 has increased by 0.05kg to 0.71kg.
- The number of rounds of ammunition seized by the PSNI in October 2015 has increased by 25 rounds to 87 rounds.
- The number of firearms seized by the PSNI in October 2015 has increased by 3 firearms.
- The number of persons arrested and subsequently charged by the PSNI in October has increased from 3 persons to 5 persons.

Additional Data

Additional data are available on the Security Situation Statistics section of the PSNI website. The accompanying spreadsheet for the security situation data provides trend information back to 1968 where available, subject to statistical disclosure policies.

Descriptions of the main security statistics collated

Security statistics generally relate to terrorist and public order type incidents that occur within Northern Ireland and which are recorded on the PSNI's IT systems. The main security related statistics that are collated and reported are as follows:

a) Security related deaths

Each security related death is checked with the investigating officer to ensure that the circumstances fit in with the standard definition adopted by the PSNI's Statistics Branch guidelines i.e. 'those which are considered at the time of the incident to be directly attributed to terrorism, where the cause has a direct or proximate link to subversive/ sectarian strife or where the death is attributable to security force activity'. At the end of each year, all security related deaths for that period are checked with the PSNI's Crime Operations Department to ensure that the list is complete and accurate before the finalised figures are published. Furthermore, not all security related deaths involve offences of murder as they also include deaths resulting from the use of force by the security forces or could involve persons being killed while planting a bomb which detonated prematurely.

b) Bombings incidents

These include all incidents where a bombing device explodes or is defused. A bombing incident can also relate to more than one device - for example a mortar attack with four devices would be recorded as one bombing incident with four devices. When a device partially explodes (i.e. usually only the detonator or fuse) it is recorded as an explosion. However, if a device is found that is not complete or armed, then it is recorded as a 'find' and not as a bombing.

c) Shooting incidents

These include any shooting incident relating to the security situation and include shots fired by terrorists, shots fired by the security forces, paramilitary style attacks involving shootings and shots heard (and later confirmed by other sources). They exclude the firing of blank rounds.

d) Paramilitary style shooting casualties

Any such paramilitary style shooting incident can have one or more casualties (i.e. two or more persons could be shot in the same incident). The injured party is usually shot in the knees, elbows, feet, ankles or thighs and the motive is supposedly to punish the person for anti-social activities. These paramilitary style shootings are generally conducted by Loyalist or Republican paramilitary groups on members of their own community. The attribution of such shootings is generally recorded as 'Loyalist' or 'Republican' depending on the investigating officer's view on which groups had conducted the shooting. Paramilitary style shootings that result in death are counted as security related deaths and are not reflected in the paramilitary style shooting figures.

e) Paramilitary style assaults

As with the paramilitary style shootings, these assaults are usually carried out by Loyalist or Republican groups on members of their own community as a so-called punishment. The assault will involve major or minor physical injury to the injured party typically involving a group of assailants armed with, for example, iron bars or baseball bats. Multiple casualties may result from a single incident. Confirmation of the paramilitary style assault is generally sought from the investigating officer.

f) Finds of ammunition or explosives

These refer to the seizure or recovery of all illegal firearms, ammunition, explosives, rocket/mortar launchers, detonators and bomb making material/equipment. Replica/blank firing firearms, petrol bombs and petrol bomb making materials, grenades and munitions from World War 1 or World War 2 found on the beach or in attics etc. are not recorded as finds.

g) Incendiaries

These are different from bombings in that they are used to start fires and not to cause an explosion. They normally consist of a cassette, timer battery and material to cause fire (i.e. petrol, gas or other accelerant) and are usually targeted at commercial property.

h) Persons arrested under Section 41 of the Terrorism Act who are subsequently charged

Section 41 of the Terrorism Act enables police officers to arrest persons for the prevention of terrorism. Within the PSNI, weekly returns of all persons arrested under Section 41 are sent to Statistics Branch along with details of any subsequent charges. The charge can relate to any offence (e.g. attempted murder) and does not necessarily need to be an offence listed under the Terrorism Act.

National Statistics

The United Kingdom Statistics Authority has designated these statistics as National Statistics, in accordance with the Statistics and Registration Service Act 2007 and signifying compliance with the Code of Practice for Official Statistics. Designation can be broadly interpreted to mean that the statistics:

- meet identified user needs;
- are well explained and readily accessible;
- are produced according to sound methods; and
- are managed impartially and objectively in the public interest.

Once statistics have been designated as National Statistics it is a statutory requirement that the Code of Practice shall continue to be observed.