



# Stop and Search Statistics

**Quarter 4 2012/13**

**1st January to 31st March 2013**

Incorporating final figures for Financial Year 2012/13 (1st April 2012 - 31st March 2013)

**Please Note: This bulletin presents statistics on persons stopped and searched and does not include statistics on vehicles stopped and searched.**

**Published 6th June 2013**

**Contact:**

**Security Statistician**

**PSNI Statistics Branch**

**Lisnasharragh**

**42 Montgomery Road**

**Belfast**

**BT6 9LD**

**Tel 0845 600 8000 Ext. 24135**

**Email: [statistics@psni.police.uk](mailto:statistics@psni.police.uk)**



Personal

Professional

Protective

## TABLE OF CONTENTS

**PACE/ Terrorism Act/ Justice and Security Act - Stop and Search Statistics**

Number of persons stopped and searched/stopped and questioned by each legislative power - 2011/12 to 2012/13	Page 3
Number of persons stopped and searched/stopped and questioned and subsequent arrests by Area and District - 1st January - 31st March 2013	Page 4
Number of persons stopped and searched/stopped and questioned under PACE, Terrorism Act and Justice and Security Act - 2011/12 to 2012/13	Page 5
Number of persons stopped/searched under PACE and subsequent arrests by reason for search - 2011/12 to 2012/13	Page 6
Number of persons* stopped/searched under PACE by reason for search by Area and District - 1st January - 31st March 2013	Page 7

\* those persons stopped/searched under a combination of legislative powers will be included in the two relevant tables (i.e. there will be some duplication)

**Key Statistics - 1st January to 31st March 2013**

- > During the period 1st January to 31st March 2013, 6,177 persons were stopped and searched. This is a decrease in the numbers stopped and searched under PACE, TACT S43, JSA S21 and JSA S24 legislative powers with the previous quarter (October to December).
- > There were 4,121 persons stopped and searched under PACE^ .
- > There were 20 persons stopped and searched under Section 43 of the Terrorism Act.
- > Under the Justice and Security Act, 553 persons were stopped and questioned under JSA Section 21 and 1,574 persons were stopped and searched under JSA Section 24.

**On the 31st October 2012 changes were made to the PSNI's STOPS database to ensure that stop/searches conducted under less frequently used powers such as the Wildlife Order would be captured under an 'other' legislative powers category. This report has been amended to reflect these changes and now also includes figures on persons stopped under Article 23B Public Order within this 'other' legislative power category. The Article 23B Public Order stops whilst captured separately on the database, were not previously reported. The search objective reasons under PACE were also changed from 'stolen property, offensive weapon and going equipped' to 'stolen articles, articles with blade or point, prohibited article and fireworks'.**

Data Quality: This report uses information extracted from STOPS, an integrated database designed to capture stop & search information. Officers can either populate STOPS directly by using their mobile data device when performing a stop & search or complete a hard copy form to be input by Local Police Districts onto STOPS. Validation checks were performed on the information before publishing this data. This information is provisional and subject to minor amendment.

Number of persons stopped and searched/stopped and questioned by each legislative power: 2011/12 to 2012/13

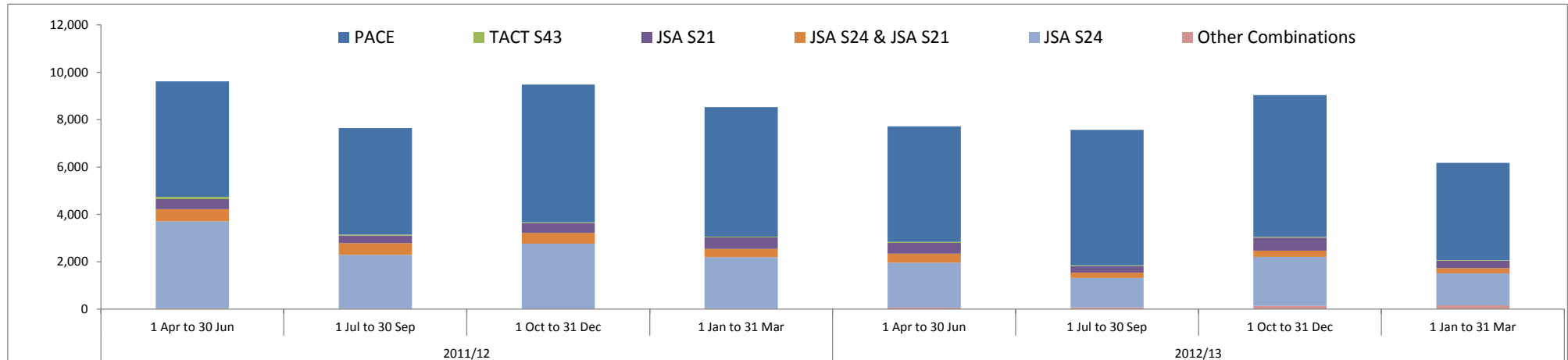
	2011/12					2012/13				
	1 Apr to 30 Jun	1 Jul to 30 Sep	1 Oct to 31 Dec	1 Jan to 31 Mar	TOTAL	1 Apr to 30 Jun	1 Jul to 30 Sep	1 Oct to 31 Dec	1 Jan to 31 Mar	TOTAL
Number of persons stopped and searched under PACE^	4,879	4,498	5,819	5,468	20,664	4,877	5,727	5,980	4,109	20,693
Number of persons stopped and searched under PACE^ & JSA 21	16	21	8	7	52	27	38	9	8	82
Number of persons stopped and searched under PACE^ & JSA 24	3	7	4	13	27	2	7	9	2	20
Number of persons stopped and searched under PACE^ & JSAS21 & JSAS24	-	1	-	-	1	-	3	1	-	4
Number of persons stopped and searched under PACE^ & TACT S43	1	-	1	-	2	1	-	-	-	1
Number of persons stopped and searched under PACE^ & Other legislative power						2	2	5	2	11
Number of persons stopped and searched under TACT S43	92	41	30	31	194	36	25	36	18	115
Number of persons stopped and searched under TACT 47A	-	-	-	-	-	-	-	-	-	-
Number of persons stopped and questioned under JSA Section 21	426	317	414	478	1,635	457	279	549	318	1,603
Number of persons stopped and questioned under JSA Section 24 & JSA Section 21	509	488	445	350	1,792	377	216	261	221	1,075
Number of persons stopped and searched under JSA Section 24	3,670	2,261	2,751	2,161	10,843	1,906	1,245	2,066	1,347	6,564
Number of persons stopped and questioned under JSA Section 21 & other legislative power	-	-	-	-	-	-	-	-	2	2
Number of persons stopped and questioned under JSA Section 24 & JSA Section 21 & other legislative power	-	-	-	-	-	-	-	-	3	3
Number of persons stopped and searched under TACT S43 & JSA S21	7	2	3	10	22	9	9	11	1	30
Number of persons stopped and searched under TACT S43 & JSA S24 & JSA S21	4	-	3	2	9	-	-	4	-	4
Number of persons stopped and searched under TACT S43 & JSA S24	11	5	3	8	27	5	4	7	1	17
Number of persons stopped and searched under other legislative powers						16	19	98	145	278
<b>Total Persons stopped and searched/questioned*</b>	<b>9,618</b>	<b>7,641</b>	<b>9,481</b>	<b>8,528</b>	<b>35,268</b>	<b>7,715</b>	<b>7,574</b>	<b>9,036</b>	<b>6,177</b>	<b>30,502</b>

\* The above table presents the number of stop and search/questions by each legislation including those stop and searches which have used multiple legislations e.g. JSA S24 and JSA S21.

^ PACE totals include searches carried out under the Misuse of Drugs Act and Firearms Order

On the 31st October 2012 changes were made to the PSNI's STOPS database to ensure that stop/searches conducted under less frequently used powers such as the Wildlife Order would be captured under an 'other' legislative powers category. This report has been amended to reflect these changes and now also includes figures on persons stopped under Article 23B Public Order within this 'other' legislative power category. The Article 23B Public Order stops whilst captured separately on the database, were not previously reported.

Number of persons stopped and searched/ stopped and questioned under PACE^, Terrorism Act and Justice and Security Act - Trend Information



## Number of persons stopped and searched/stopped and questioned and subsequent arrests by Area and District

	Q4: 1st January - 31st March 2013		Financial Year: 1st April 2012- 31st March 2013	
	Total Persons	Total Arrests	Total Persons	Total Arrests
North Belfast	322	22	1,304	80
West Belfast	385	21	1,864	96
<b>A District Total</b>	<b>707</b>	<b>43</b>	<b>3,168</b>	<b>176</b>
East Belfast	185	15	1,042	64
South Belfast	407	68	3,043	330
<b>B District Total</b>	<b>592</b>	<b>83</b>	<b>4,085</b>	<b>394</b>
Ards	136	*	669	24
Castlereagh	215	13	1,002	45
Down	272	15	1,562	70
North Down	99	*	505	26
<b>C District Total</b>	<b>722</b>	<b>35</b>	<b>3,738</b>	<b>165</b>
Antrim	154	*	881	40
Carrickfergus	17	*	190	11
Lisburn	369	18	1,781	101
Newtownabbey	126	17	848	64
<b>D District Total</b>	<b>666</b>	<b>48</b>	<b>3,700</b>	<b>216</b>
Armagh	213	15	926	49
Banbridge	37	5	359	17
Craigavon	461	17	2,062	69
Newry and Mourne	359	11	1,953	63
<b>E District Total</b>	<b>1,070</b>	<b>48</b>	<b>5,300</b>	<b>198</b>
Cookstown	160	*	649	42
Dungannon	124	*	769	37
Fermanagh	181	10	691	47
Omagh	123	10	741	54
<b>F District Total</b>	<b>588</b>	<b>32</b>	<b>2,850</b>	<b>180</b>
Foyle	815	31	2,698	136
Limavady	172	11	763	45
Magherafelt	124	5	608	39
Strabane	206	6	1,121	22
<b>G District Total</b>	<b>1,317</b>	<b>53</b>	<b>5,190</b>	<b>242</b>
Ballymena	191	21	1,072	94
Ballymoney	47	*	231	13
Coleraine	190	23	905	112
Larne	61	*	134	8
Moyle	26	8	129	19
<b>H District Total</b>	<b>515</b>	<b>59</b>	<b>2,471</b>	<b>246</b>
<b>NI Overall</b>	<b>6,177</b>	<b>401</b>	<b>30,502</b>	<b>1,817</b>

\* Disclosure control has been applied to these data in order to ensure that the identity of individuals, or any private information relating to them is not revealed.

^ Please note that some people may have been stopped and searched and subsequently arrested under a combination of Powers (see page 3)

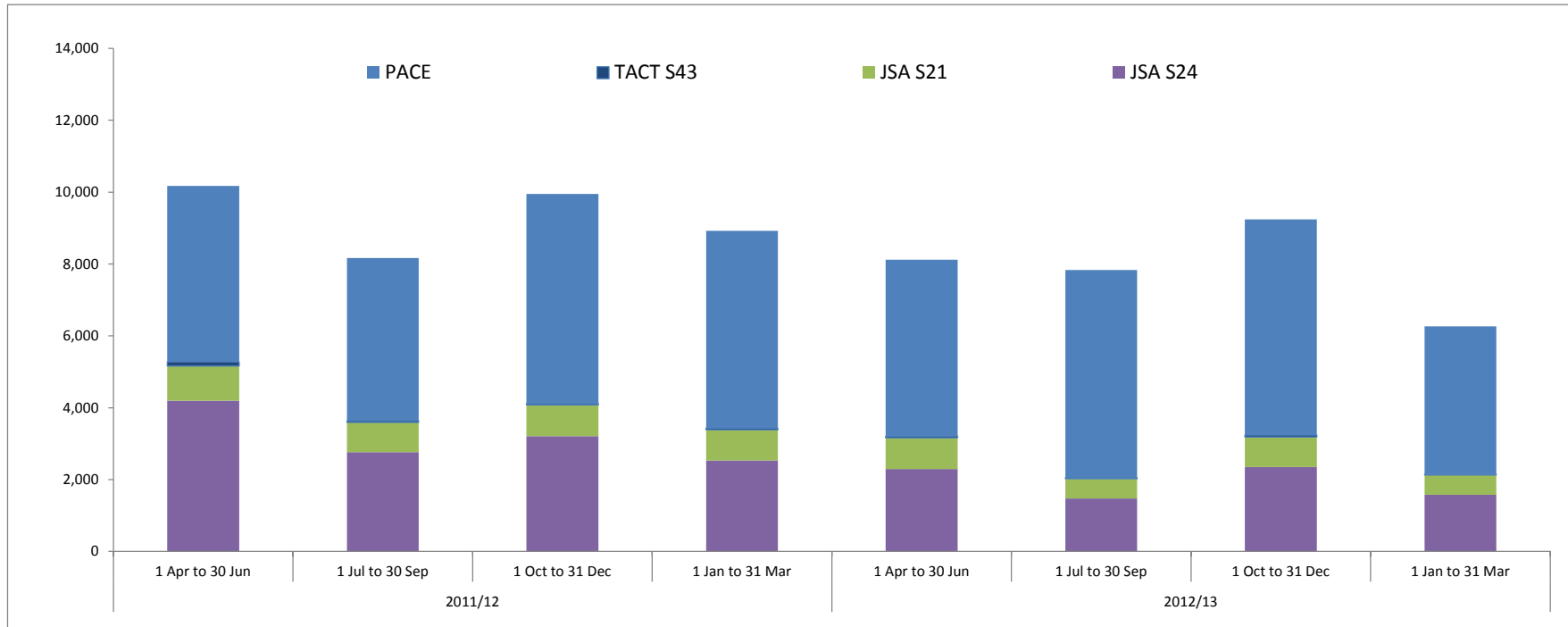
Number of persons stopped and searched/stopped and questioned under PACE<sup>^</sup>, Terrorism Act and Justice and Security Act: 2011/12 to 2012/13

	2011/12					2012/13				
	1 Apr to 30 Jun	1 Jul to 30 Sep	1 Oct to 31 Dec	1 Jan to 31 Mar	TOTAL 2011/12	1 Apr to 30 Jun	1 Jul to 30 Sep	1 Oct to 31 Dec	1 Jan to 31 Mar	TOTAL 2012/13
Number of persons stopped and searched under PACE <sup>^</sup>	4,899	4,527	5,832	5,488	20,746	4,909	5,777	6,004	4,121	20,811
Number of persons stopped and searched under TACT S43	115	48	40	51	254	51	38	58	20	167
Number of persons stopped and searched under TACT 47A	-	-	-	-	-	-	-	-	-	-
Number of persons stopped and questioned under JSA Section 21*	962	829	873	847	3,511	870	545	835	553	2,803
Number of persons stopped and searched under JSA Section 24*	4,197	2,762	3,206	2,534	12,699	2,290	1,475	2,348	1,574	7,687
<b>Total Stop and Search/Questions*</b>	<b>10,173</b>	<b>8,166</b>	<b>9,951</b>	<b>8,920</b>	<b>37,210</b>	<b>8,120</b>	<b>7,835</b>	<b>8,245</b>	<b>6,268</b>	<b>31,468</b>

\* Please note that this is not the total number of persons stopped and searched/questioned as a stop and search/question can be carried out under two different legislations e.g. JSA S24 and JSA S21

<sup>^</sup> PACE totals include searches carried out under the Misuse of Drugs Act and Firearms Order

Frequency of use of PACE<sup>^</sup>, Terrorism Act and Justice and Security Act powers - Trend Information



Number of persons stopped/searched under PACE<sup>^</sup> and subsequent arrests by reason for search: 2011/12 to 2012/13

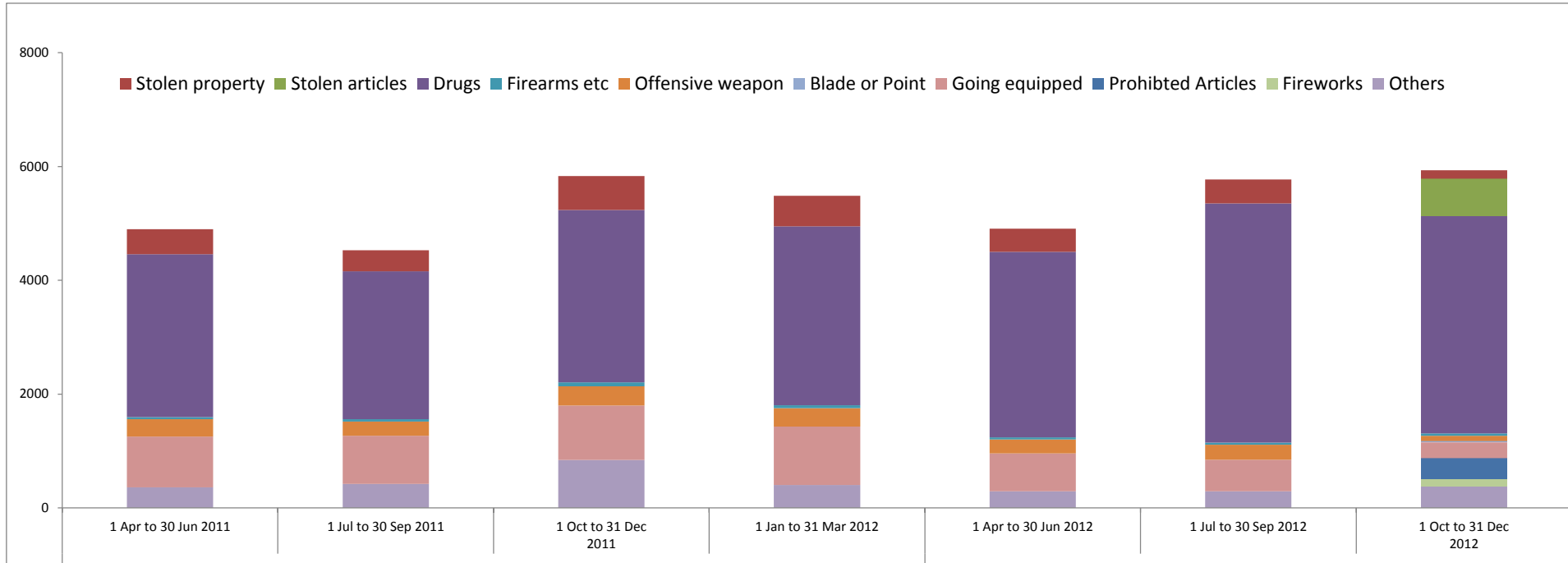
	2011/12										2012/13									
	1 Apr to 30 Jun		1 Jul to 30 Sep		1 Oct to 31 Dec		1 Jan to 31 Mar		TOTAL		1 Apr to 30 Jun		1 Jul to 30 Sep		1 Oct to 31 Dec		1 Jan to 31 Mar		TOTAL	
	Search	Arrests	Search	Arrests	Search	Arrests	Search	Arrests	Search	Arrests	Search	Arrests	Search	Arrests	Search	Arrests	Search	Arrests	Search	Arrests
Stolen property	439	80	367	60	597	79	539	79	1,942	298	405	80	422	59	161	30	n/a	n/a	988	169
Stolen articles	n/a	n/a	n/a	n/a	n/a	n/a	n/a	n/a	n/a	n/a	n/a	n/a	n/a	n/a	640	72	819	96	1,459	168
Drugs	2,861	138	2,598	151	3,028	154	3,143	202	11,630	645	3,263	204	4,210	251	3,827	206	2,704	166	14,004	827
Firearms etc	39	5	44	5	69	6	53	8	205	24	38	4	36	2	42	7	44	8	160	21
Offensive weapon	307	45	250	33	337	48	323	63	1,217	189	245	54	263	62	95	17	n/a	n/a	603	133
Blade or Point*	n/a	n/a	n/a	n/a	n/a	n/a	n/a	n/a	n/a	n/a	n/a	n/a	n/a	n/a	115	23	172	48	287	71
Going equipped	892	73	844	77	960	45	1,025	49	3,721	244	665	68	552	40	277	13	n/a	n/a	1,494	121
Prohibited articles	n/a	n/a	n/a	n/a	n/a	n/a	n/a	n/a	n/a	n/a	n/a	n/a	n/a	n/a	369	33	397	56	766	89
Fireworks	n/a	n/a	n/a	n/a	n/a	n/a	n/a	n/a	n/a	n/a	n/a	n/a	n/a	n/a	134	3	4	-	138	-
Others	361	38	424	33	841	44	405	55	2,031	170	293	42	294	48	368	10	-	-	955	100
<b>Total Persons</b>	<b>4,899</b>	<b>379</b>	<b>4,527</b>	<b>359</b>	<b>5,832</b>	<b>376</b>	<b>5,488</b>	<b>456</b>	<b>20,746</b>	<b>1,570</b>	<b>4,909</b>	<b>452</b>	<b>5,777</b>	<b>462</b>	<b>6,004</b>	<b>405</b>	<b>4,121</b>	<b>370</b>	<b>20,811</b>	<b>1,689</b>

<sup>^</sup>PACE totals include searches carried out under the Misuse of Drugs Act and Firearms Order

\*Articles with blade or point

On the 31st October 2012 changes were made to the STOPs Database. These included changing the search objective categories from stolen property, offence weapons, going equipped to stolen articles, articles with blade or point, prohibited articles and fireworks. Also on this date, due to changes made on the database multiple reasons for the PACE search can be recorded. Therefore, the total number of persons searched and arrested will not equal the sum of all reasons for the last two quarters in 2012/13.

Number of persons stopped/searched under PACE<sup>^</sup> by reason for search - Trend Information



**Number of persons\* stopped/searched under PACE by reason for search by Area and District: 1st January to 31st March 2013**

	Stolen articles	Drugs	Firearms etc	Articles with Blade or Point	Prohibited articles	Fireworks	Total Persons
North Belfast	63	109	1	16	38	-	226
West Belfast	60	152	2	8	33	-	253
<b>A District Total</b>	<b>123</b>	<b>261</b>	<b>3</b>	<b>24</b>	<b>71</b>	<b>-</b>	<b>479</b>
East Belfast	48	40	4	8	23	-	121
South Belfast	99	159	3	36	42	-	339
<b>B District Total</b>	<b>147</b>	<b>199</b>	<b>7</b>	<b>44</b>	<b>65</b>	<b>-</b>	<b>460</b>
Ards	22	53	3	3	20	-	101
Castlereagh	14	76	-	7	13	-	109
Down	42	104	-	10	20	-	176
North Down	25	39	14	3	4	-	85
<b>C District Total</b>	<b>103</b>	<b>272</b>	<b>17</b>	<b>23</b>	<b>57</b>	<b>-</b>	<b>471</b>
Antrim	29	74	1	9	12	-	124
Carrickfergus	3	4	-	1	2	-	10
Lisburn	39	150	-	15	24	1	229
Newtownabbey	17	52	4	6	19	-	98
<b>D District Total</b>	<b>88</b>	<b>280</b>	<b>5</b>	<b>31</b>	<b>57</b>	<b>1</b>	<b>461</b>
Armagh	33	91	2	-	13	-	139
Banbridge	3	24	-	-	7	-	34
Craigavon	65	256	5	7	14	-	344
Newry and Mourne	33	227	1	4	21	-	285
<b>E District Total</b>	<b>134</b>	<b>598</b>	<b>8</b>	<b>11</b>	<b>55</b>	<b>-</b>	<b>802</b>
Cookstown	13	95	-	1	14	1	124
Dungannon	5	80	-	1	1	-	87
Fermanagh	21	100	1	2	12	-	134
Omagh	4	90	-	6	-	1	101
<b>F District Total</b>	<b>43</b>	<b>365</b>	<b>1</b>	<b>10</b>	<b>27</b>	<b>2</b>	<b>446</b>
Foyle	59	157	2	7	11	-	234
Limavady	30	125	-	3	8	-	165
Magherafelt	7	81	-	-	-	-	88
Strabane	27	62	-	1	3	-	93
<b>G District Total</b>	<b>123</b>	<b>425</b>	<b>2</b>	<b>11</b>	<b>22</b>	<b>-</b>	<b>580</b>
Ballymena	22	117	-	5	13	1	158
Ballymoney	3	24	-	1	8	-	36
Coleraine	20	118	1	8	16	-	161
Larne	9	24	-	4	6	-	42
Moyle	4	21	-	-	-	-	25
<b>H District Total</b>	<b>58</b>	<b>304</b>	<b>1</b>	<b>18</b>	<b>43</b>	<b>1</b>	<b>422</b>
<b>NI Overall</b>	<b>819</b>	<b>2,704</b>	<b>44</b>	<b>172</b>	<b>397</b>	<b>4</b>	<b>4,121</b>

^ PACE totals include searches carried out under the Misuse of Drugs Act and Firearms Order