



Police Service
of Northern Ireland



Domestic Abuse Incidents and Crimes Recorded by the Police in Northern Ireland

Update to 30th June 2022

Date of Publication:

25th August 2022


Frequency of Publication:

Quarterly

Issued by:

PSNI Statistics Branch
Lisnasharragh
42 Montgomery Road
Belfast
BT6 9LD

 statistics@psni.police.uk

 028 9065 0222 Ext. 24135

Web [PSNI Statistics](#)

In the 12 months from 1st July 2021 to 30th June 2022:

- there were 33,186 domestic abuse incidents in Northern Ireland, an increase of 2,026 (6.5 per cent) on the previous 12 months.
- the number of domestic abuse crimes rose to 22,142, an increase of 2,519 (12.8 per cent) on the previous 12 months and the highest 12 month period recorded since the data series began in 2004/05.
- there were 18 domestic abuse incidents and 12 domestic abuse crimes per 1,000 population.
- there were increases in all major offence types, except for criminal damage and breaches of non-molestation orders.
- Ten of the eleven policing districts showed an increase in both domestic abuse incidents and domestic abuse crimes.

Contents

Contents.....	2
1. Things you need to know about this release	3
2. What is happening to levels of domestic abuse incidents and crimes over the longer term?.....	5
3. What has been happening to levels of domestic abuse incidents and crimes more recently?	6
4. What has been happening in policing districts?	9
5. Background and Data Quality.....	10

We welcome comment and feedback on these statistics. If you would like to forward your views, receive notification of new publications or be kept informed of developments relating to PSNI statistics, please email your contact details using the email address provided on the cover page.

1. Things you need to know about this release

Coverage

This release is produced in accordance with the pillars and principles set out in the Code of Practice for Statistics.

The Police Service of Northern Ireland (PSNI) publishes figures on the levels and trends in police recorded domestic abuse incidents and crimes. As these figures only relate to those domestic abuse incidents reported to the police, they only provide an indication of the true extent of domestic abuse. The statistics are collated and produced by statisticians seconded to the Police Service of Northern Ireland (PSNI) from the Northern Ireland Statistics and Research Agency (NISRA). Collation of this data started in 2004/05.

This release presents statistics relating to domestic abuse incidents and crimes recorded by the police to 30th June 2022. Figures were compiled on 18 August 2022. Changes can be expected to in-year figures each time they are published, as all records from 1st April 2022 are subject to ongoing validation and quality assurance processes until publication in May 2023.

All tables and charts in the bulletin, along with supplementary data, are available from the PSNI website in the [domestic abuse spreadsheet for June 2022, 305KB \(opens in a new window\)](#).

The next update covering the 12 months to 30th September 2022 will be published on 24th November 2022. A full [publication schedule, 32KB \(opens in a new window\)](#) is available on the PSNI website.

Domestic Abuse Definition

The PSNI has adopted the definition of domestic violence and abuse as outlined in the 2016 Northern Ireland Government Strategy 'Stopping Domestic and Sexual Violence and Abuse in Northern Ireland' as:

'threatening, controlling, coercive behaviour, violence or abuse (psychological, virtual, physical, verbal, sexual, financial or emotional) inflicted on anyone (irrespective of age, ethnicity, religion, gender, gender identity, sexual orientation or any form of disability) by a current or former intimate partner or family member'.

The following will assist in the application of this definition:

- (a) **'Incident'** means an incident anywhere and not confined to the home of one of the partners/family members;
- (b) **'Family members'** include mother, father, son, daughter, brother, sister, grandparents, whether directly or indirectly related, in-laws or stepfamily.
- (c) **'Intimate partners'** means there must have been a relationship with a degree of continuity and stability. The relationship must also have had (or reasonably supposed to have had) a sexual aspect, such as in the relationship between husband and wife or between others generally recognised as a couple including same sex couples.

What is a domestic abuse incident or domestic abuse crime as recorded by the police?

Police recorded crime data is a victim oriented approach to crime recording. A crime will be recorded as having a domestic abuse motivation where it meets the relevant definition provided above. Not all domestic abuse incidents will result in the recording of a crime, as what has occurred in the incident may not be of the level of severity that would result in a crime being recorded. Where crimes with a domestic abuse motivation are recorded, they are classified according to the Home Office Counting Rules and form a subset of the overall police recorded crime statistics.

Further details of the background and recording practice in relation to police recorded crime statistics are available in the [User Guide to Police Recorded Crime Statistics, 1MB \(opens in a new window\)](#). An explanation of what constitutes an incident and a crime is provided in Section 2.1 of this guide, while reference to domestic abuse incidents and crimes is available in Section 5. These recording practices, methods of counting outcomes and allocation of crime types apply equally to crimes with a domestic abuse motivation.

Points to note in this bulletin

In-year figures are provisional: changes can be expected to in-year figures each time they are published, as records from 1st April 2022 are subject to ongoing validation and quality assurance processes until publication in May 2023. Revisions to figures for previous financial years are applied on an annual basis in May.

Incidents and Crimes: Domestic abuse crimes recorded by the police are included in the domestic abuse incident count and therefore the two should not be added together.

Offences where a police officer becomes a crime victim whilst attending a domestic incident in the course of carrying out their duty are not included in the domestic abuse crime figures; however the incident that was attended by police will be recorded as domestic abuse incident.

Stalking and Harassment (including malicious communications): Recording of malicious communications started on 1st April 2017. A Home Office change introduced in April 2018 requires harassment to be recorded in addition to the most serious additional victim based offence. Both of these changes in recording practice should be considered in relation to any changes in the overall Stalking and Harassment classification.

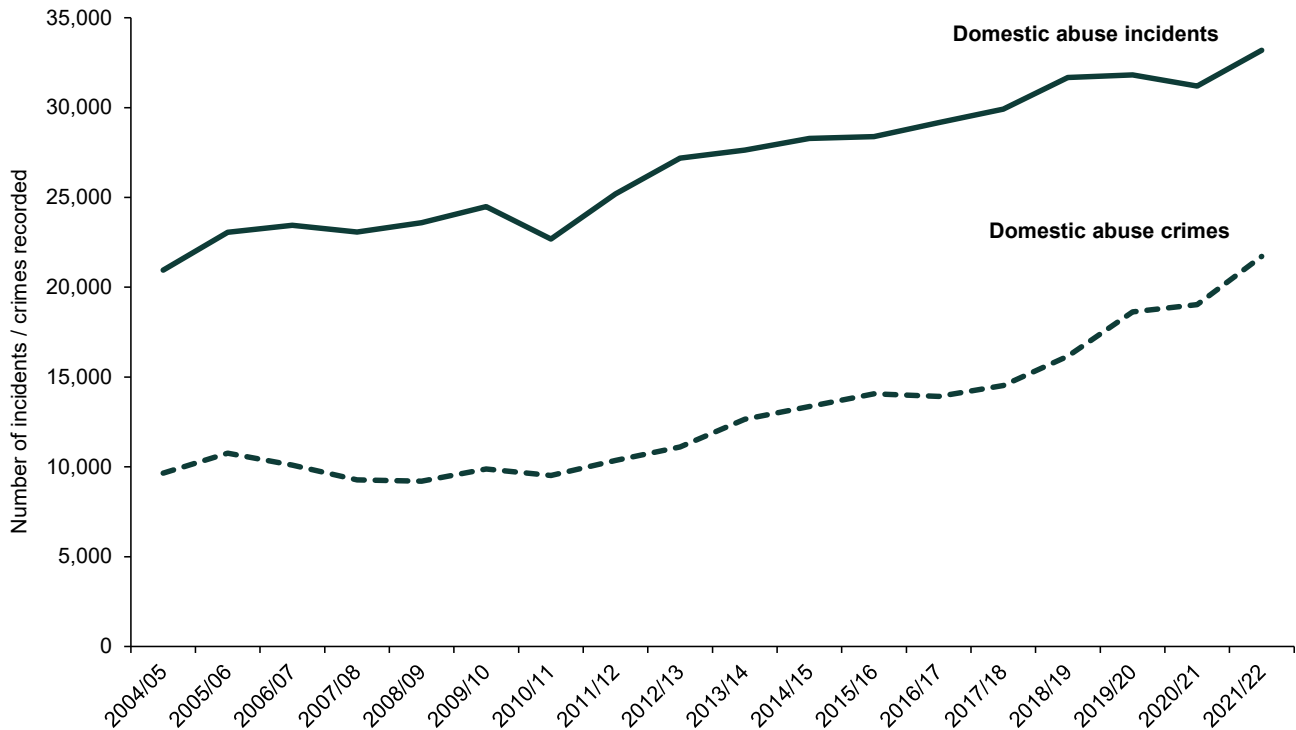
Controlling or Coercive Behaviour: The Domestic Abuse and Civil Proceedings Act (Northern Ireland) 2011 created a new Domestic Abuse Offence which criminalises a course of abusive behaviour (including coercive and controlling behaviour, psychological abuse, emotional abuse, financial abuse and economic abuse). Recording of this offence started on 21st February 2022, and is included within the Stalking and Harassment classification. Further information on the Domestic Abuse Offence is available on the [Department of Justice website \(opens in a new window\)](#), and in Table 5 of the [domestic abuse spreadsheet for June 2022, 159KB \(opens in a new window\)](#).

Stalking: The offence of stalking was introduced in legislation in May 2022 and is included in the overall Stalking and Harassment classification from this date.

2. What is happening to levels of domestic abuse incidents and crimes over the longer term?

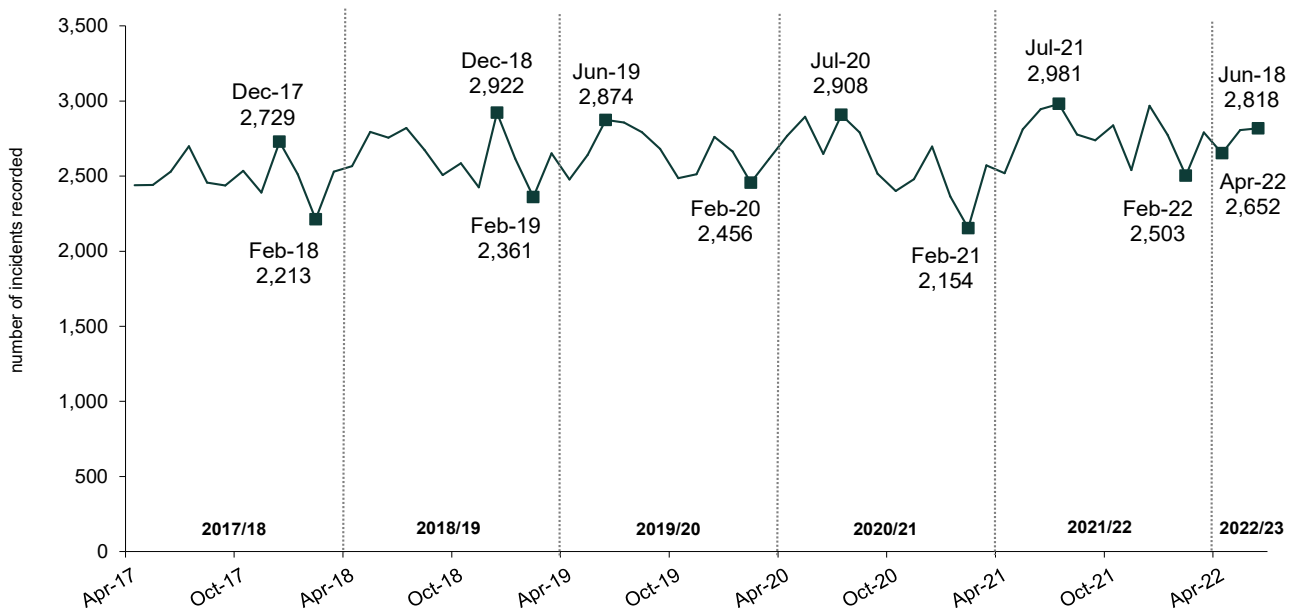
Since 2004/05 there has been a general increase in levels of domestic abuse incidents and crimes recorded by the police, with incident levels in 2021/22 one and a half times higher than those at the start of the series and crime levels two and a quarter times higher.

Figure 1 Trends in domestic abuse incidents recorded by the police since 2004/05



Domestic abuse incidents tend to be higher in the months leading up to the summer, during the summer and in December. In 2017/18 and 2018/19 the number of domestic abuse incidents peaked in December while since 2019/20 the highest number of incidents have been seen in June and July. The 2,981 domestic abuse incidents recorded in July 2021 is the highest monthly figure since the start of the data series in 2004/05. Figure 2 shows the pattern of domestic abuse incidents over the last five financial years and the emerging pattern in the current financial year 2022/23.

Figure 2 Police recorded domestic abuse incidents each month April 2017 to June 2022, showing highest and lowest levels in each financial



More detailed statistics from 2004/05 are available through the publication [Trends in Domestic Abuse Incidents and Crimes Recorded by the Police in Northern Ireland 2004/05 to 2020/21, 710KB \(opens in a new window\)](#).

3. What has been happening to levels of domestic abuse incidents and crimes more recently?

In the 12 months from 1st July 2021 to 30th June 2022:

- There were 33,186 domestic abuse incidents recorded by the police in Northern Ireland, an increase of 2,026 (6.5 per cent) on the previous 12 months. Along with April 2021 to March 2022 this is the highest level since the start of the data series in 2004/05.
- The number of domestic abuse crimes recorded by the police reached 22,142, an increase of 2,519 (12.8 per cent) on the previous 12 months and the highest 12 month period recorded since 2004/05.
- There were 18 domestic abuse incidents and 12 domestic abuse crimes per 1,000 population¹, compared with 16 domestic abuse incidents and 10 domestic abuse crimes recorded during the previous 12 months.
- All major offence types saw increases, except for criminal damage and breaches of non-molestation orders. [Table 1]
- The largest volume increase in domestic abuse crimes was seen within violence against the person, where offences of violence without injury rose by 1,117 (17.1 per cent). [Table 1]
- The number of domestic abuse incidents was higher in each month, with the exception of August 2021, May 2022 and June 2022, when compared with the previous 12 month period. The number of domestic abuse crimes was higher in each month when compared with the previous 12 month period. [Figures 3 & 4]

Domestic abuse homicide: In the 12 months from 1st August 2021 to 31st July 2022 there were nine homicides with a domestic abuse motivation, matching the previous 12 months². Five of the victims were female, compared with seven female victims during the previous 12 months. Overall homicide figures are available in the [Police Recorded Crime Monthly Update to 31st July 2022, 550KB \(opens in a new window\)](#).

Figure 3 Domestic Abuse incidents recorded by the police July 2020 to June 2022

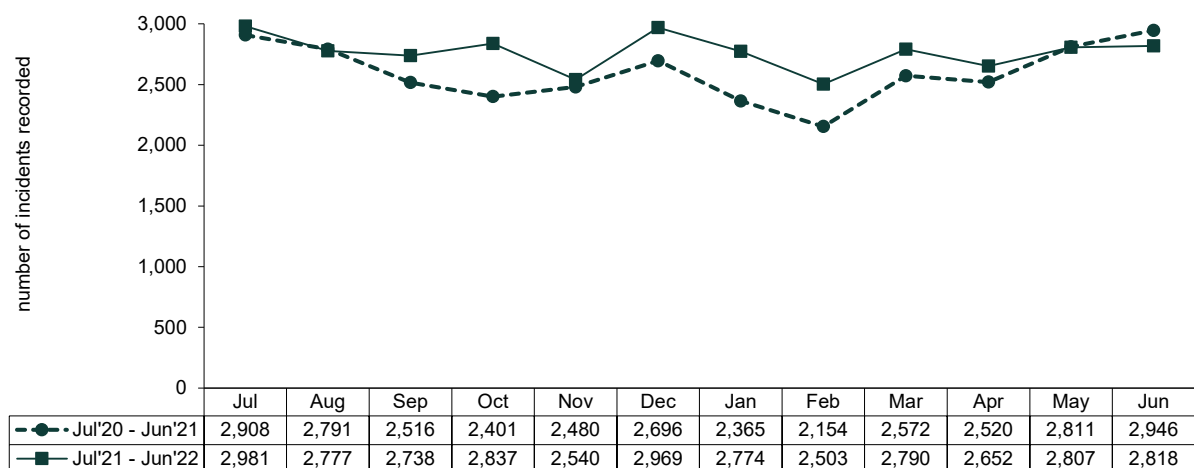
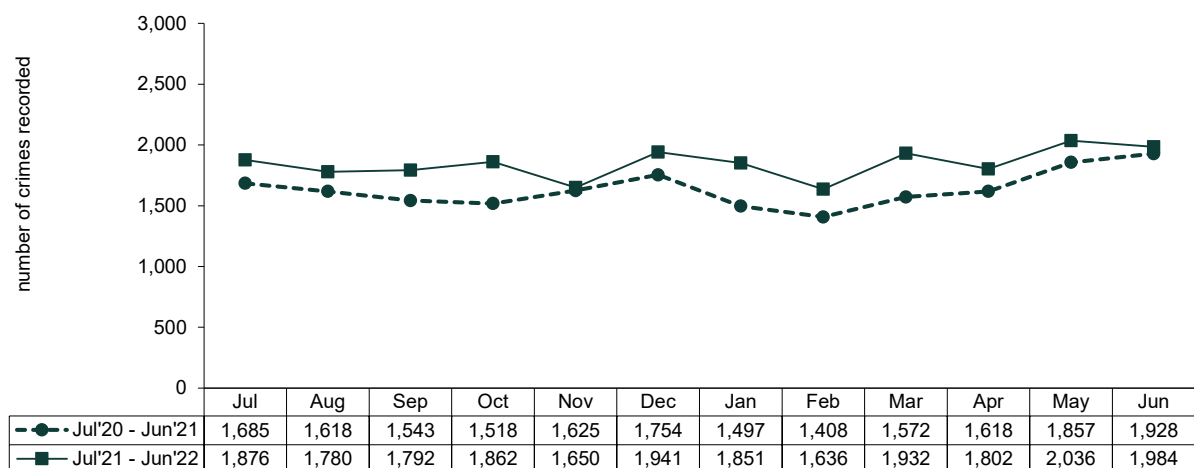


Figure 4 Domestic Abuse crimes recorded by the police July 2020 to June 2022



¹ Crime per 1,000 population based on mid-year population estimate of 1,895,510 for 2020, the latest mid-year estimate available at time of compilation. Mid-year population estimates are available from the [NISRA website \(opens in a new window\)](#).

² Homicide consists of the offences of murder, manslaughter, infanticide and corporate manslaughter.

Figure 5 Percentage change in the main crime types for police recorded domestic abuse crime, 12 months to June 2022 compared with the previous 12 months

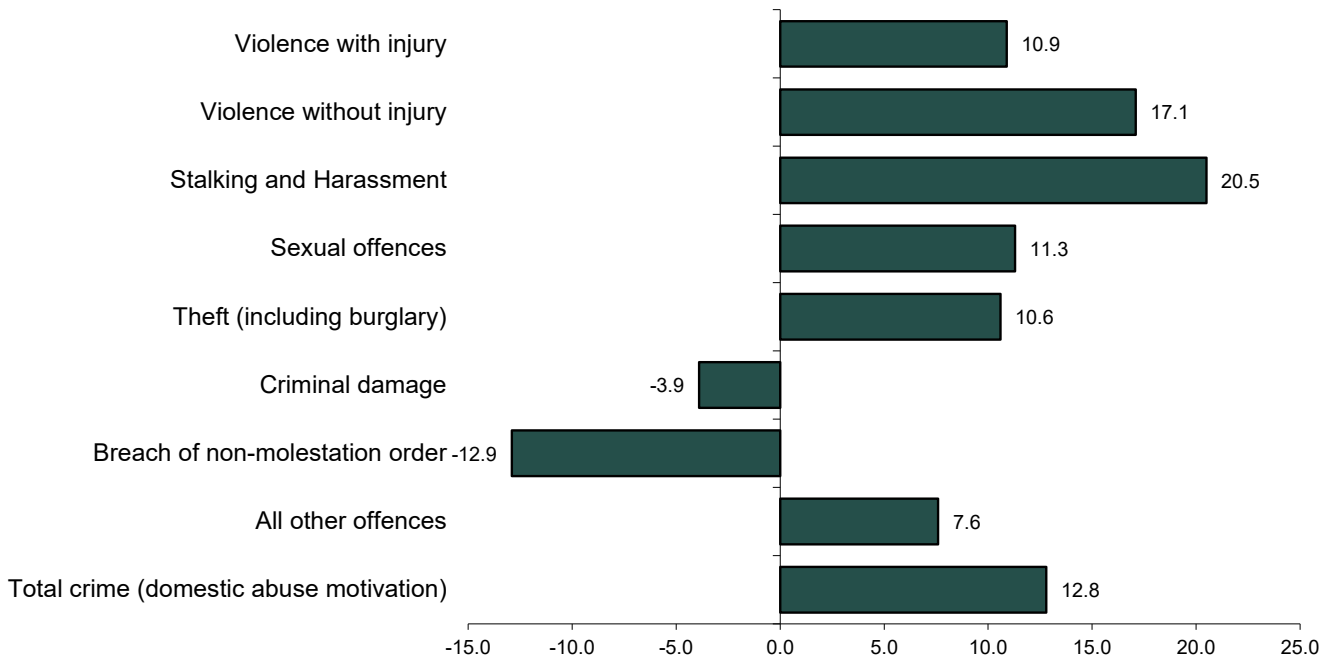


Figure 6 Police recorded domestic abuse crime by crime type, July 2021 to June 2022

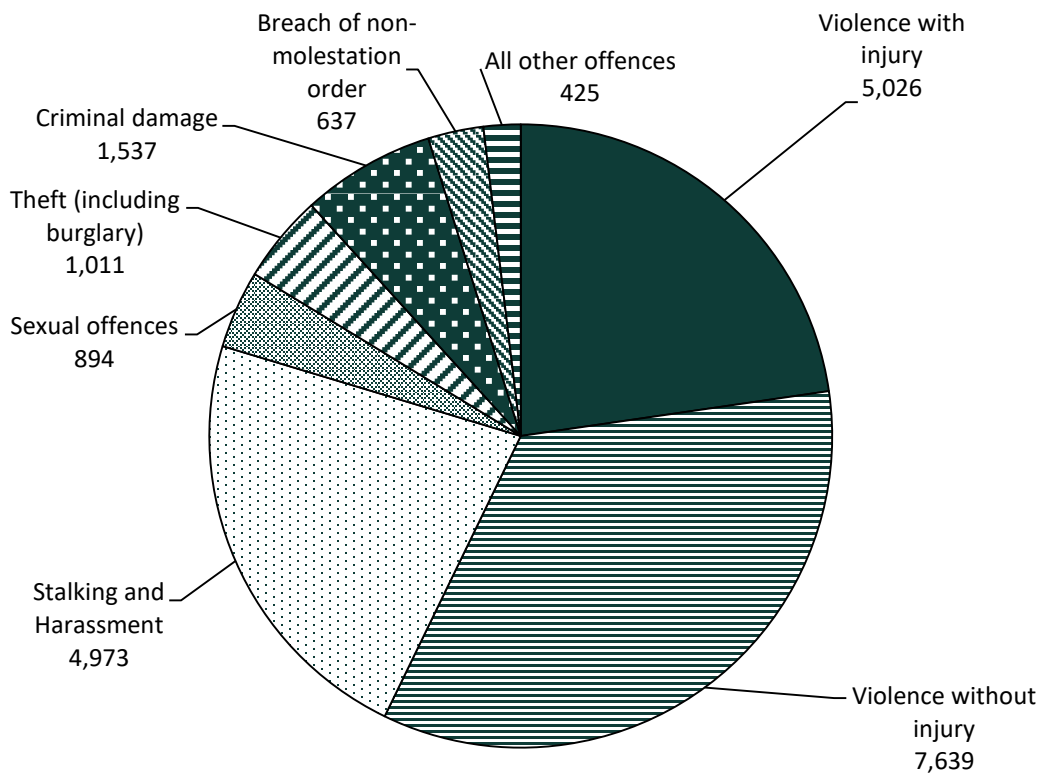


Table 1 Domestic incidents and crimes recorded by the police

	Jul'20 to Jun'21	Jul'21 to Jun'22	Change	% Change
Incidents	31,160	33,186	2,089	6.7
Violence Against the Person Offences	15,181	17,638	2,457	16.2
<i>Violence with injury (including homicide and death or serious injury by unlawful driving)</i>	4,531	5,026	495	10.9
<i>Violence without injury¹</i>	6,522	7,639	1,117	17.1
<i>Stalking and Harassment^{1, 2}</i>	4,128	4,973	845	20.5
Sexual offences	803	894	91	11.3
Theft (including burglary)	914	1011	97	10.6
Criminal damage	1,599	1,537	-62	-3.9
Breach of non-molestation order	731	637	-94	-12.9
All other offences	395	425	30	7.6
Total crimes (domestic abuse motivation)	19,623	22,142	2,519	12.8

¹ The Stalking and Harassment classification includes malicious communications offences, the recording of which started for the first time in Northern Ireland from 1st April 2017. A Home Office change introduced in April 2018 requires harassment to be recorded in addition to the most serious additional victim based offence. Both of these changes in recording practice should be considered in relation to increases in the overall Stalking and Harassment classification. See also Points to Note on page 2.

² The Domestic Abuse Offence was introduced in February 2022, and is included within the Stalking and Harassment classification. For more information please see the section within 'Points to note in this bulletin'; Table 5 of the [spreadsheet accompanying this bulletin \(305KB, opens in a new window\)](#) provides the number of offences recorded to June 2022.

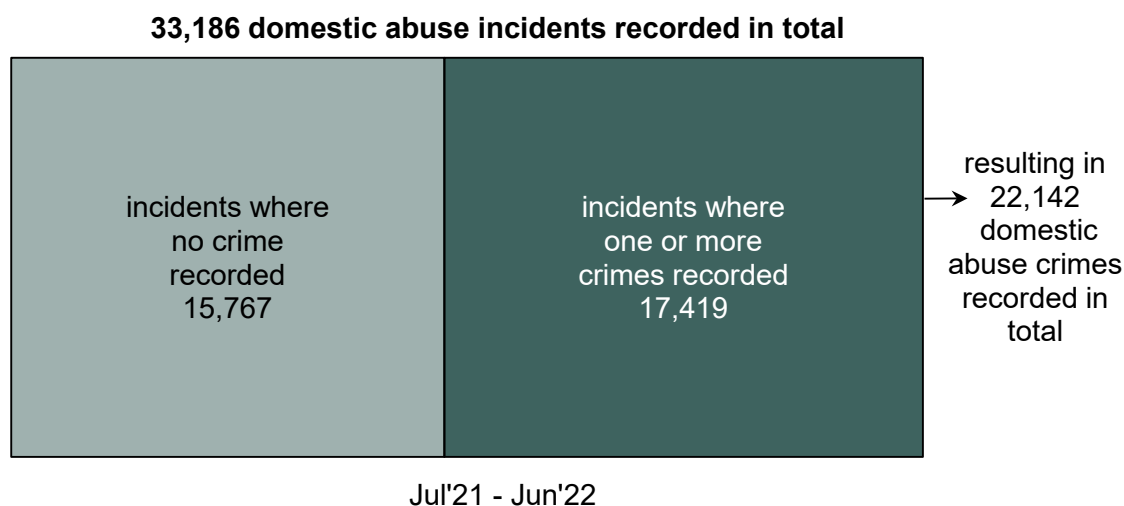
What is the difference between a domestic abuse incident and crime recorded by the police?

Not all domestic abuse incidents will result in the recording of a crime, as what has occurred in the incident may not be of the level of severity that would result in a domestic abuse crime being recorded. Some domestic abuse incidents will result in multiple crimes being recorded. Domestic abuse crimes are included in the incident count and the two should not be added together.

Figure 7 shows how domestic abuse incidents are broken down into those with and without crimes.

In the twelve months to 30 June 2022 there were 33,186 incidents recorded by the police where there was a domestic abuse motivation. Of these, there were 15,767 incidents which did not involve a crime (i.e. incidents where the circumstances did not amount to an offence being committed). The remaining 17,419 incidents involved one or more crimes (amounting to 22,142 domestic abuse crimes in total). Just under half of recorded incidents in this time period did not result in a crime being recorded.

Figure 7 Domestic Abuse incidents and crimes



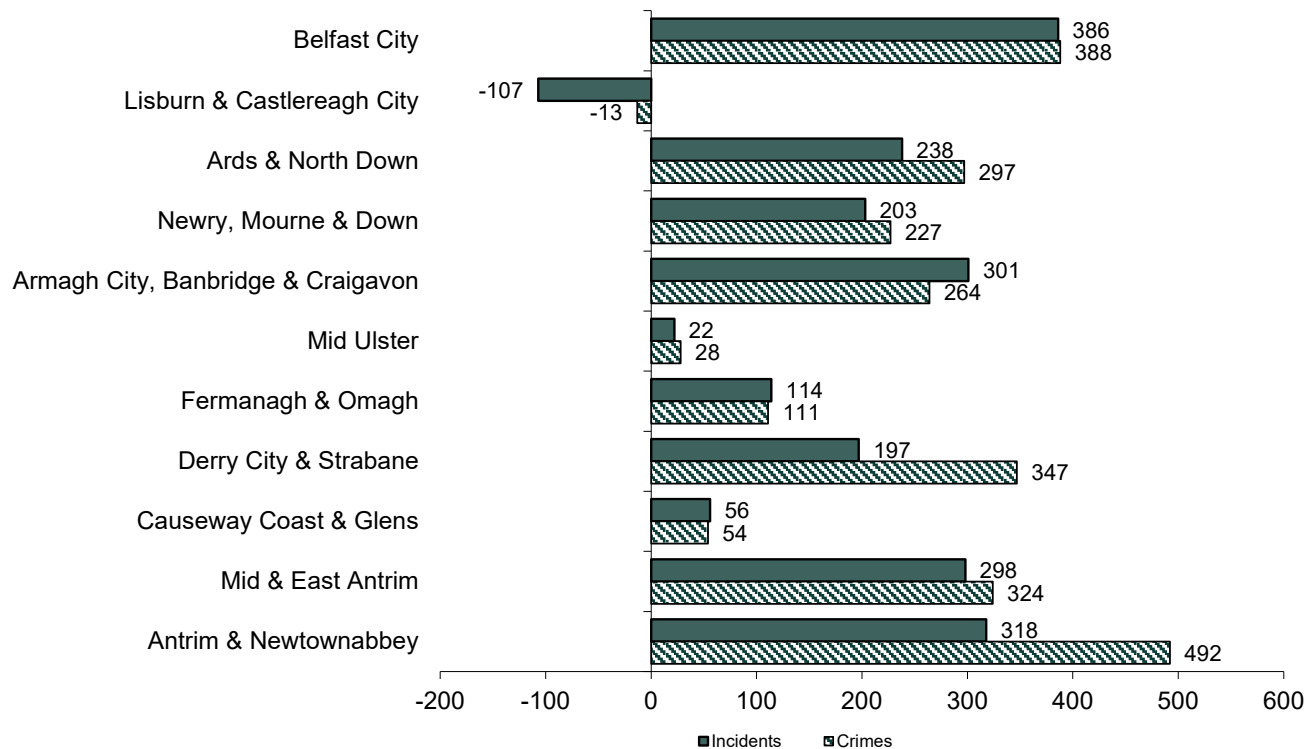
4. What has been happening in policing districts?

When comparing the current and previous 12 months, ten policing districts showed an increase in the number of domestic abuse incidents, and ten policing districts showed an increase in the number of domestic abuse crimes. Belfast City policing district, which accounts for more than a quarter of all domestic abuse incidents and crimes recorded in Northern Ireland, showed a 4.8 per cent increase in the number of incidents, and a 7.4 per cent increase in the number of crimes.

Table 2 Domestic abuse incidents and crimes recorded by the police, by policing district

Policing district	Incidents Jul'20 to Jun'21	Incidents Jul'21 to Jun'22	Incidents change	Crimes Jul'20 to Jun'21	Crimes Jul'21 to Jun'22	Crimes change
Belfast City	8,037	8,423	386	5,257	5,645	388
Lisburn & Castlereagh City	1,940	1,833	-107	1,335	1,322	-13
Ards & North Down	2,022	2,260	238	1,141	1,438	297
Newry, Mourne & Down	2,539	2,742	203	1,749	1,976	227
Armagh City, Banbridge & Craigavon	3,451	3,752	301	2,129	2,393	264
Mid Ulster	2,337	2,359	22	1,274	1,302	28
Fermanagh & Omagh	1,560	1,674	114	783	894	111
Derry City & Strabane	2,989	3,186	197	2,041	2,388	347
Causeway Coast & Glens	2,078	2,134	56	1,353	1,407	54
Mid & East Antrim	2,101	2,399	298	1,242	1,566	324
Antrim & Newtownabbey	2,106	2,424	318	1,319	1,811	492
No district assigned	0	0	0	0	0	0
Northern Ireland	31,160	33,186	2,089	19,623	22,142	2,519

Figure 8 Change in police recorded domestic abuse incidents and crimes by policing district, 12 months to June 2022 compared with the previous 12 months



5. Background and Data Quality

Data collection and data accuracy

Data The identification of a domestic abuse motivation is derived from a motivation 'tick box' on the system used by PSNI to record crime. The motivation is identified and completed by a police officer or member of police staff for each such reported incident or crime. The correct application of a domestic abuse motivation for all such incidents/crimes is not quality assured by the PSNI's Statistics Branch, but audits and data quality checks are routinely conducted in an attempt to ensure that any under or over-recording is corrected. Domestic abuse crimes are included within the police recorded crime statistics for Northern Ireland and these crimes are recorded in compliance with the Home Office Counting Rules. A comprehensive validation and quality assurance process has been set in place to ensure that the numbers and types of crimes being recorded meet the standards set down in these rules. Details of the data quality checks and processes that PSNI has in place are available in section 4 of the [User Guide to Police Recorded Crime Statistics in Northern Ireland, 1MB \(opens in a new window\)](#).

Annual Revisions: Revisions to previously published data are applied on an annual basis to financial year domestic abuse crime figures from 2015/16 onwards, as a result of the introduction of the wider outcomes framework in April 2015. These revisions take account of crime cancellations and sanction outcomes identified since the previous annual publication. Revisions of this nature will next be applied in May 2023. Further guidance on crime cancellation can be found in the [Home Office Counting Rules for Recorded Crime \(opens in a new window\)](#).

How the data is used

Domestic abuse statistics have been collated by PSNI in their current format since 2004/05. They are used widely within PSNI as management information and to monitor performance on domestic abuse related targets against the Policing Plan. The figures are also used by government departments and other voluntary and statutory agencies to inform debate and policy development regarding domestic abuse in Northern Ireland. Furthermore it is widely accepted that there is under-reporting of domestic abuse incidents to the police.

Additional data available to accompany this release

This release provides an overview of domestic abuse incidents and crimes recorded by the police in the 12 months to June 2022. Additional Tables are available on the PSNI website to supplement the information contained in this bulletin. The data is available in both [excel spreadsheet, 305KB \(opens in a new window\)](#) and [open document spreadsheet, 199KB \(opens in a new window\)](#) formats.

Web links to other information you may be interested in

Further details on Police Recorded Crime statistics, including those with a domestic abuse motivation, are available in the [User Guide to Police Recorded Crime Statistics in Northern Ireland, 1MB \(opens in a new window\)](#). This is a reference guide with explanatory notes regarding the issues and classifications which are key to the production and presentation of police recorded crime statistics.

[Domestic Abuse Annual Trends in Northern Ireland, 710KB \(opens in a new window\)](#): Annual figures on domestic abuse incidents and crimes recorded by the police from 2004/05 to 2020/21.

[Police Recorded Crime Statistics \(opens in a new window\)](#): The latest publications, along with those that have been archived.

[Crime Outcomes \(opens in a new window\)](#): The latest publication presenting the wider outcomes framework within PSNI and summarising the outcomes that have been assigned to crimes recorded by the police between 2015/16 and 2020/21 was published on 19 November 2021. The publication includes a section on outcomes relating to domestic abuse crimes.

[Northern Ireland Safe Community Survey \(opens in a new window\)](#), with survey results available on the Department of Justice website

Figures are available for a range of additional geographic areas through the [Northern Ireland Neighbourhood Information System \(NINIS\) \(opens in a new window\)](#). These figures are updated on an annual basis.

[Domestic Abuse in England & Wales \(opens in a new window\)](#): Publications are available for information on domestic abuse in England & Wales. There are some key differences in how the definition of domestic abuse is applied within England & Wales compared with Northern Ireland that should be considered. Further details are provided in Section 7 of the Annual Trends bulletin (see link above).

Copies of other PSNI publications are available from the [PSNI website \(opens in a new window\)](#).