



Use of Stop and Search Powers by the Police in Northern Ireland

1 October 2021 to 30 September 2022

Date of Publication:

23 November 2022

Frequency:

Quarterly

Issued by:

PSNI Statistics Branch
Lisnasharragh
42 Montgomery Road
Belfast
BT6 9LD

[PSNI Statistics](#)

☎ 02890 650222 Ext. 24135

💻 statistics@psni.police.uk

Key Statistics

During the 12 months between 1 October 2021 and 30 September 2022:

- 20,862 persons were stopped and searched/questioned, 22% fewer than the previous 12 months.
- 74% of stops were conducted under the Misuse of Drugs Act* (arrest rate 5%) and 12% of stops were conducted under PACE* (arrest rate 21%).
- 13% of stops were conducted under the Justice and Security Act Section 24* (arrest rate 1%) and 2% under the Justice and Security Act Section 21* (arrest rate 1%).
- the number of stop and searches decreased under each of those powers used most frequently; PACE* decreased by 28%, the Misuse of Drugs Act by 19%, the Justice and Security Act Section 21 by 29% and Section 24 by 30% compared to the previous 12 months. Conversely, the total number of stops under other less frequently used powers increased by a small number compared to the previous 12 months.
- counter terrorism powers accounted for 14% of all stops, compared to 16% during the previous 12 months.
- 6% of stops resulted in an arrest. An additional 17% resulted in another form of outcome, e.g. Community Resolution Notice.
- there were fewer stops in 10 of the 11 police districts than the previous 12 months.
- 11% (2,295) of those stopped were aged 17 and under. Of these, more than 2 out of every 3 (69%) were stopped and searched under the Misuse of Drugs Act*.
- 86% of those stopped were male, while 41% were aged 18 to 25.
- there were 11 persons stopped for every 1,000 people in Northern Ireland.

** alone, or in combination with other powers.*

	Page
1. Things you need to know about this release	2
2. Summary statistics	3
3. Levels of stop and search over the longer term (by financial year)	4
4. Persons stopped and searched during the past 12 months	5
4.1 <i>By policing district</i>	5
4.2 <i>By age, gender and ethnicity</i>	6
4.3 <i>Outcomes of stop and searches</i>	7
5. Frequency of use of powers	8
6. Reason for search under PACE	10
7. Vehicles stopped and searched during the past 12 months	10
8. Comparisons with England and Wales by financial year	11
9. Background notes	13

1. Things you need to know about this release

Coverage

Stop and search statistics for Northern Ireland are collated and produced by statisticians seconded to the Police Service of Northern Ireland (PSNI) from the Northern Ireland and Statistics Research Agency (NISRA).

Stop and Search is an operational tool used to prevent, detect and investigate crime as well as to bring offenders to justice. Police officers have a legal power to stop and search members of the public in certain circumstances, from dealing with incidents of anti-social behaviour, to suspecting an individual is carrying drugs, a weapon or stolen property through to countering terrorism. There are a range of legislative powers available to an officer to carry out this task, including the Police and Criminal Evidence Order (PACE), the Misuse of Drugs Act, the Terrorism Act and the Justice and Security (NI) Act. In most circumstances a police officer will need grounds to search an individual. Some stop and search powers (those under the Justice and Security Act) allow individuals to be searched without grounds, for example, to counter terrorism. Further advice and information regarding stop and search can be found [here](#).

Officers are required to make a record of the details of a stop and search at the time of encounter as outlined in the [PACE code of practice](#). This data is downloaded from a stop and search database, validated and published on a quarterly basis. Statistics are presented on a rolling 12 month basis and this quarterly bulletin presents stop and search statistics for the period 1 October 2021 to 30 September 2022. An [accompanying spreadsheet](#) is available on our website which outlines the data in this bulletin and historic trends.

Details of how these statistics are collated, reported and used is included in the [Stop and Search User Guide](#). Further information about this publication, including the legislation reported on, can be found in the Background Notes section at the end of the report. The next quarterly update will be published on 15 February 2023.

Users and uses of the statistics

Uses of the statistics, based on user engagement, information requests and satisfaction survey feedback include policy making and policy monitoring, performance monitoring and public interest, by a range of users including PSNI, the Policing Board, media and academics. Full details can be found in the [Stop and Search User Guide](#).

PSNI Statistics Branch welcomes any user feedback on these statistics, which can be provided via the email address on the cover page.

Official Statistics

This bulletin is an Official Statistics publication meaning it complies with the Code of [Code of Practice for Official Statistics](#). More information on [Official Statistics](#) is available on the PSNI Statistics website.

2. Summary Statistics

Table 1: Number of persons stopped and searched/questioned under all legislative powers during October 2021 to September 2022 compared to the previous 12 months

October 2020 - September 2021		October 2021 - September 2022		Percentage change in number of persons stopped
Number of persons stopped	Subsequent arrest rate	Number of persons stopped	Subsequent arrest rate	
26,637	6%	20,862	6%	- 22%

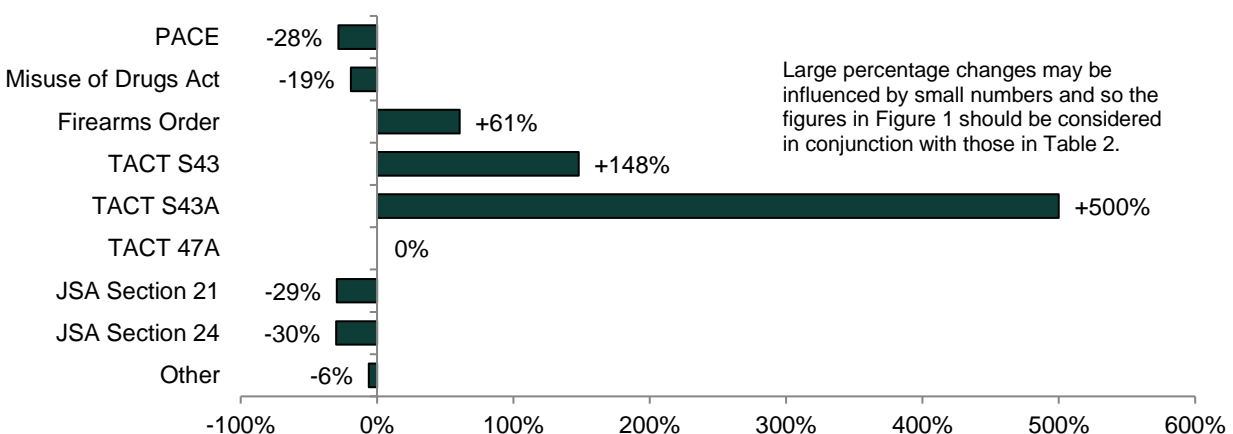
More than one legislative power can be used to stop and search/question a person. For this reason the total number of powers used will be greater than the total number of persons stopped and searched/questioned. For example, an individual stopped under PACE and Misuse of Drugs Act will be counted as one person in Table 1 but will have a count of 1 in both the PACE and Misuse of Drugs categories in Table 2, and other subsequent tables displaying the use of each power.

Table 2: Number of times each power was used for a stop and search/question during October 2021 to September 2022 compared to the previous 12 months⁽¹⁾

Legislation	October 2020 - September 2021		October 2021 - September 2022	
	Number of persons stopped	Subsequent arrest rate ⁽²⁾	Number of persons stopped	Subsequent arrest rate ⁽²⁾
PACE	3,396	17%	2,430	21%
Misuse of Drugs Act	19,039	5%	15,363	5%
Firearms Order	33	24%	53	21%
TACT S43	23	0%	57	7%
TACT S43A	3	0%	18	0%
TACT 47A	0	.	0	.
JSA Section 21	529	<1%	373	1%
JSA Section 24	3,727	1%	2,613	1%
Other ⁽³⁾	67	6%	63	0%

- (1) As more than one legislative power can be used to stop and search/question a person, the sum of the powers used will be greater than the total number of persons stopped and searched/questioned.
- (2) For those persons stopped under a combination of legislative powers (1% of stops) and subsequently arrested, the arrest will be counted under each power. Reason for arrest may not be linked to the initial reason of the stop and search. Arrest rates are counted to the nearest whole number.
- (3) 'Other' legislative powers are listed in Section 10.2

Figure 1: Percentage change in the number of stop and searches/questions by power during October 2021 to September 2022 compared to the previous 12 months



3. Levels of stop and search over the longer term (by financial year)

Figure 2: Ten year trend in the total number of persons stopped and searched/questioned

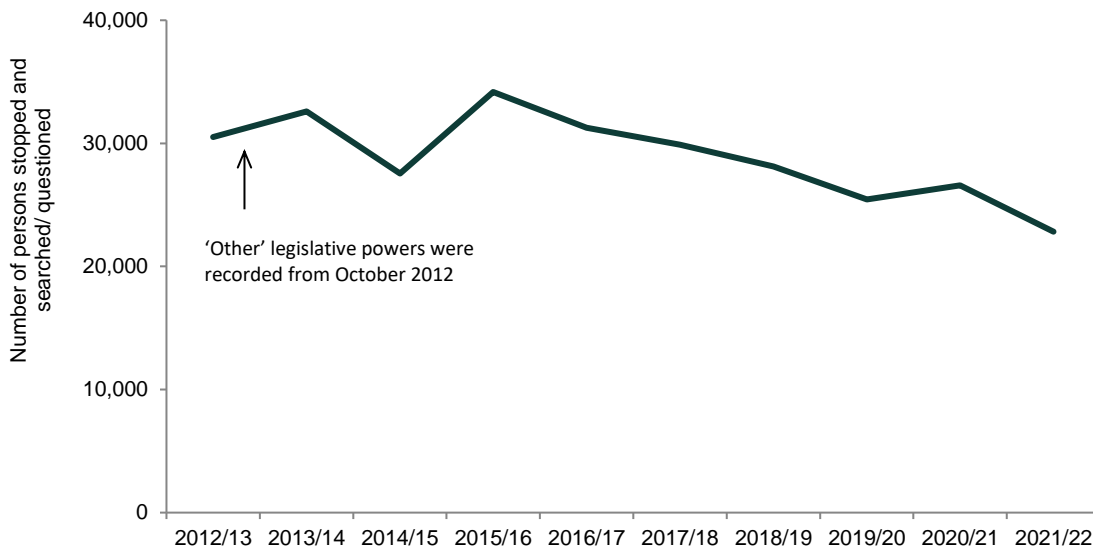


Table 3: Ten year trend in the use of stop and search/question powers

	12/13	13/14	14/15	15/16	16/17	17/18	18/19	19/20	20/21	21/22
PACE / Misuse of Drugs / Firearms	20,910	24,428	22,189	25,151	21,876	22,628	21,062	19,842	22,530	19,136
TACT - Section 43/43A	186	173	192	344	265	118	74	38	35	57
- Section 47A ⁽³⁾	0	70	0	0	0	0	0	0	0	0
JSA - Section 21	2,803	2,350	1,922	2,812	2,200	1,505	1,283	997	456	471
- Section 24	7,687	6,239	3,906	6,980	7,935	6,245	6,035	4,818	3,739	3,195
Other legislative powers	294	417	190	97	140	32	79	21	49	93
Total uses of each legislative power ^(2,4)	31,880	33,677	28,399	35,384	32,416	30,528	28,533	25,716	26,809	22,952
<i>Total number of persons stopped and searched/questioned ^(2,4)</i>	<i>30,502</i>	<i>32,590</i>	<i>27,539</i>	<i>34,171</i>	<i>31,274</i>	<i>29,882</i>	<i>28,116</i>	<i>25,450</i>	<i>26,590</i>	<i>22,823</i>

Table 4: Percentage of stops carried out under non-counter terrorism powers and counter-terrorism powers

PACE / Misuse of Drugs / Firearms	66%	73%	78%	71%	67%	74%	74%	77%	84%	83%
Counter Terrorism Powers ⁽⁵⁾	33%	26%	21%	29%	32%	26%	26%	23%	16%	16%
Other legislative powers	1%	1%	0.7%	<0.5%	<0.5%	<0.5%	<0.5%	<0.5%	<0.5%	<0.5%
All Powers ⁽⁷⁾	100%	100%	100%	100%	100%	100%	100%	100%	100%	100%

(1) Figures in this section are based on financial year.

(2) The difference between **total uses of each legislative power** and **total number of persons stopped and searched/questioned** will be due to persons stopped under combinations of powers being counted under each legislation used (e.g. someone stopped under PACE and the Misuse of Drugs Act will have a count of one under each of these powers).

(3) TACT Section 47A has been in place since March 2011 although the power has only been authorised for use during one period in May 2013.

(4) Searches under the authority of a warrant and searches that have been carried out after an arrest have been excluded from the 2017/18 figures onwards (impact is an approximate 2.5% reduction in the total number of persons stopped).

(5) TACT S43, S43A and JSA S21, S24.

(6) Percentages may not sum to 100% due to rounding.

(7) Figures from 2004/05 can be found in the accompanying spreadsheet.

4. Persons stopped and searched during the past 12 months

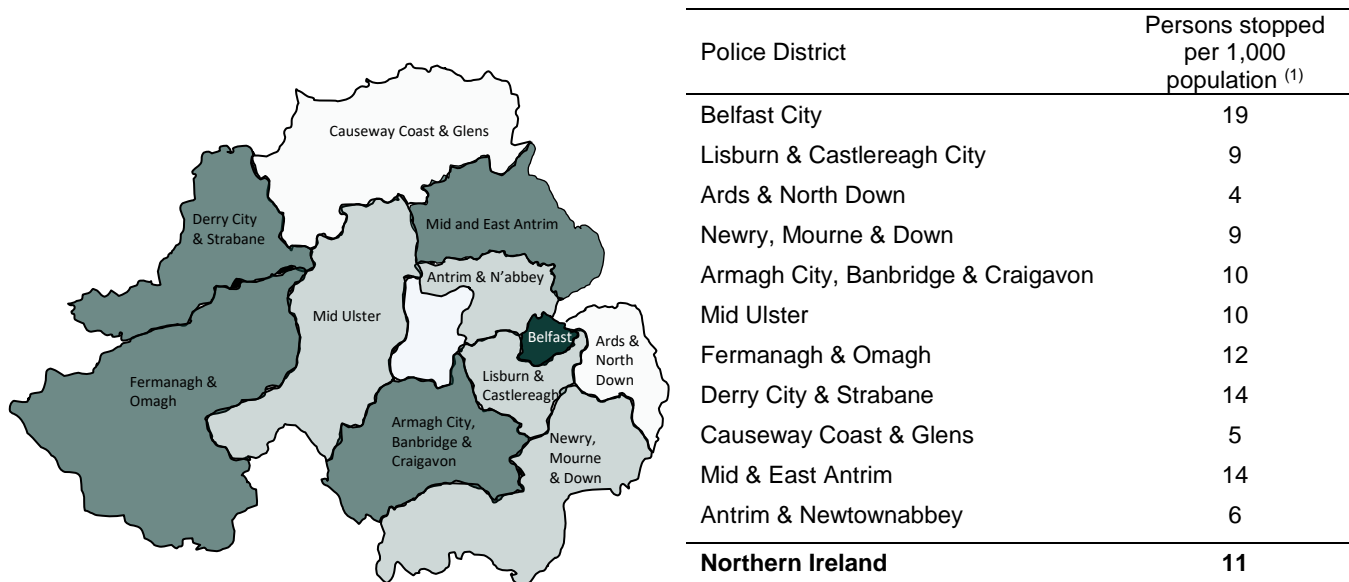
4.1 By policing district

Table 5: Number of persons stopped and searched/questioned and subsequently arrested under all legislative powers during October 2021 to September 2022 by police district

Police District	Total persons stopped	Total persons arrested	Arrest rate ⁽¹⁾
Belfast City	6,541	562	9%
Lisburn & Castlereagh City	1,359	86	6%
Ards & North Down	701	41	6%
Newry, Mourne & Down	1,638	82	5%
Armagh City, Banbridge & Craigavon	2,190	90	4%
Mid Ulster	1,420	48	3%
Fermanagh & Omagh	1,408	55	4%
Derry City & Strabane	2,073	137	7%
Causeway Coast & Glens	717	42	6%
Mid & East Antrim	1,899	92	5%
Antrim & Newtownabbey	916	54	6%
Northern Ireland	20,862	1,289	6%

(1) Although the arrest rate can be used as an indicator of the effectiveness of a stop and search there are a number of other possible outcomes that could indicate a successful search, which are presented in Section 4.3 (Table 11).

Figure 3: Number of persons stopped and searched/questioned under all legislative powers per 1,000 population in each police district during October 2021 to September 2022



(1) Rates per 1,000 are calculated using NISRA's mid-2020 [population estimates](#), the latest available data at police district level.

4.2 By age, gender and ethnicity

Table 6: Number of persons stopped and searched/questioned and subsequently arrested under all legislative powers during October 2021 to September 2022, by age and gender

Age Group ^(1,2)	Persons stopped and searched/questioned				Persons subsequently arrested			
	Male	Female	Unknown/Other	Total	Male	Female	Unknown/Other	Total
12 and under	38	13	0	51	0	1	0	1
13 to 17	1,835	405	4	2,244	52	7	0	59
18 to 25	7,203	1,351	6	8,560	337	41	0	378
26 to 35	4,802	767	4	5,573	428	60	0	488
36 to 45	2,438	298	1	2,737	245	22	0	267
46 to 55	1,091	97	1	1,189	67	8	0	75
56 to 65	355	39	0	394	14	2	0	16
Over 65	99	7	0	106	5	0	0	5
Not specified	2	0	6	8	0	0	0	0
Total	17,863	2,977	22	20,862	1,148	141	0	1,289

(1) Age may be officer perceived.

(2) Figures are provided in the accompanying spreadsheet by single year of age for the 13 to 17 year group.

Table 7: Number of persons stopped and searched/questioned and subsequently arrested under all legislative powers during October 2021 to September 2022, by ethnicity

	Persons stopped and searched/questioned	Persons subsequently arrested
White	19,614	1,182
Irish Traveller ⁽¹⁾	355	43
Other Ethnic Group	385	28
Black	217	14
Asian	167	13
Mixed	92	8
Not specified	32	1
Total	20,862	1,289

(1) Ethnicity may be officer perceived. A degree of undercounting may exist for the Irish Traveller category as some Irish Travellers are likely to be categorised as White.

Table 8: Number of persons stopped and searched/questioned and subsequently arrested during October 2021 to September 2022, by gender and power ⁽¹⁾

	Persons stopped and searched/questioned ⁽¹⁾				Persons subsequently arrested ^(1,2)			
	Male	Female	Unknown / Other	Total	Male	Female	Unknown / Other	Total
PACE	2,056	367	7	2,430	432	74	0	506
Misuse of Drugs	12,966	2,388	9	15,363	672	66	0	738
Firearms	49	4	0	53	11	0	0	11
TACT S43	53	4	0	57	3	1	0	4
TACT S43A	18	0	0	18	0	0	0	0
TACT 47A	0	0	0	0	0	0	0	0
JSA Section 21	326	46	1	373	3	0	0	3
JSA Section 24	2,444	164	5	2,613	35	1	0	36
Other	53	10	0	63	0	0	0	0

(1) As more than one legislative power can be used to stop and search/question a person, the sum of the powers used will be greater than the total number of persons stopped and searched/questioned. Similarly, the sum of arrests will be greater than the total number of persons arrested. (2) Reason for arrest may not be linked to the initial reason of the stop and search.

Table 9: Number of persons stopped and searched/questioned during October 2021 to September 2022, by age and power ⁽¹⁾

	Persons stopped and searched/questioned									Total
	12 and under	13 to 17	18 to 25	26 to 35	36 to 45	46 to 55	56 to 65	Over 65	Not specified	
PACE	36	589	690	606	331	114	49	14	1	2,430
Misuse of Drugs Act	14	1,571	7,096	4,378	1,660	514	106	21	3	15,363
Firearms Order	0	13	10	14	10	3	2	1	0	53
TACT S43	0	1	7	7	16	18	5	3	0	57
TACT S43A	0	0	0	5	2	11	0	0	0	18
TACT 47A	0	0	0	0	0	0	0	0	0	0
JSA Section 21	0	16	87	81	62	68	51	8	0	373
JSA Section 24	0	49	682	498	665	468	188	59	4	2,613
Other	1	16	13	8	13	8	2	2	0	63

- (1) As more than one legislative power can be used to stop and search/question a person, the sum of the powers used will be greater than the total number of persons stopped and searched/questioned.
(2) Age may be officer perceived.
(3) Figures are provided in the accompanying spreadsheet by single year of age for the 13 to 17 year group.

Table 10: Percentage of persons stopped and searched/questioned in each age group by power during October 2021 to September 2022

	Persons stopped and searched/questioned							
	12 and under	13 to 17	18 to 25	26 to 35	36 to 45	46 to 55	56 to 65	Over 65
PACE	71%	26%	8%	11%	12%	9%	12%	13%
Misuse of Drugs Act	27%	70%	83%	78%	60%	43%	26%	19%
Firearms Order	0%	1%	<1%	<1%	<1%	<1%	<1%	1%
Counter Terrorism ⁽¹⁾	0%	3%	9%	11%	27%	47%	61%	65%
Other	2%	1%	<1%	<1%	<1%	1%	<1%	2%
	100%	100%	100%	100%	100%	100%	100%	100%

- (1) TACT S43, S43A and JSA S21 and S24.
(2) Age may be officer perceived.
(3) Percentages may not sum to 100% due to rounding.

4.3 Outcomes of stop and searches/questions

Table 11: Principal outcome of persons stopped and searched/questioned under all legislative powers during October 2021 to September 2022

Outcome	Number	%
Arrest	1,289	6%
Community Resolution	2,009	10%
Report to PPS	1,407	7%
Penalty Notice for Disorder	24	<1%
No Further Action Disposal	16,133	77%
Total	20,862	100%

- (1) The outcome may not be linked to the initial reason of the stop and search.
(2) Percentages may not sum to 100% due to rounding.

5. Frequency of use of powers

Table 12: Number of times all powers were used during October 2021 to September 2022 by quarter ⁽¹⁾

	October to December	January to March	April to June	July to September	Total
PACE	783	473	546	628	2,430
Misuse of Drugs Act	3,868	3,300	3,511	4,684	15,363
Firearms Order	14	11	14	14	53
TACT S43	11	22	11	13	57
TACT S43A	4	4	3	7	18
TACT 47A	0	0	0	0	0
JSA Section 21	94	90	75	114	373
JSA Section 24	724	642	511	736	2,613
Other	28	17	9	9	63
Total ⁽¹⁾	5,526	4,559	4,680	6,205	20,970

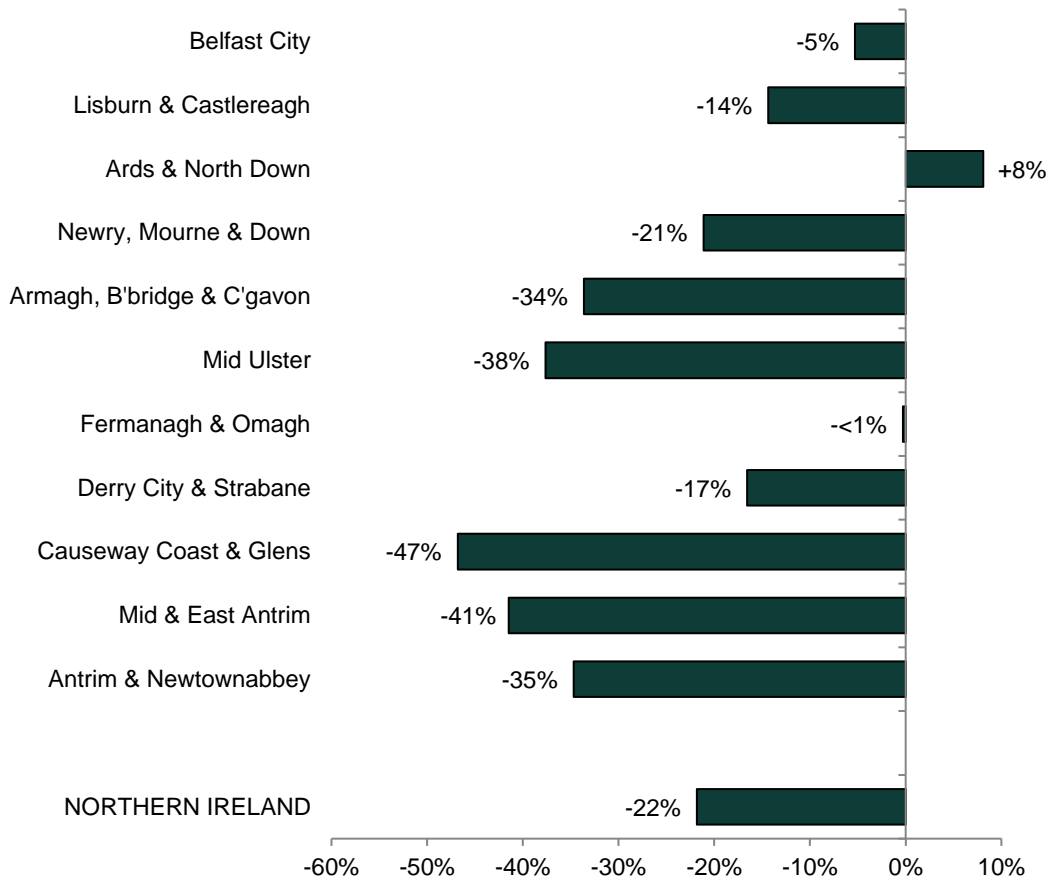
(1) As more than one legislative power can be used to stop and search/question a person, the sum of the powers used will be greater than the total number of persons stopped and searched/questioned.

Table 13: Number of times all powers were used during October 2021 to September 2022 by police district ⁽¹⁾

Police District	PACE	Misuse of Drugs	Firearms Order	TACT S43	TACT S43A	TACT 47A	JSA S21	JSA S24	Other
Belfast City	905	4,603	17	44	17	0	134	871	5
Lisburn & Castlereagh City	139	1,079	7	1	1	0	8	132	0
Ards & North Down	82	418	1	2	0	0	70	134	1
Newry, Mourne & Down	147	1,387	5	1	0	0	19	75	8
Armagh City, B'bridge & C'gavon	262	1,749	3	1	0	0	21	150	10
Mid Ulster	136	1,128	6	0	0	0	12	143	4
Fermanagh & Omagh	160	1,189	1	1	0	0	3	47	8
Derry City & Strabane	177	1,101	4	5	0	0	44	722	26
Causeway Coast & Glens	93	548	2	0	0	0	11	62	1
Mid & East Antrim	224	1,479	4	1	0	0	20	178	0
Antrim & Newtownabbey	105	682	3	1	0	0	31	99	0
Northern Ireland	2,430	15,363	53	57	18	0	373	2,613	63

(1) As more than one legislative power can be used to stop and search/question a person, the sum of the powers used will be greater than the total number of persons stopped and searched/questioned.

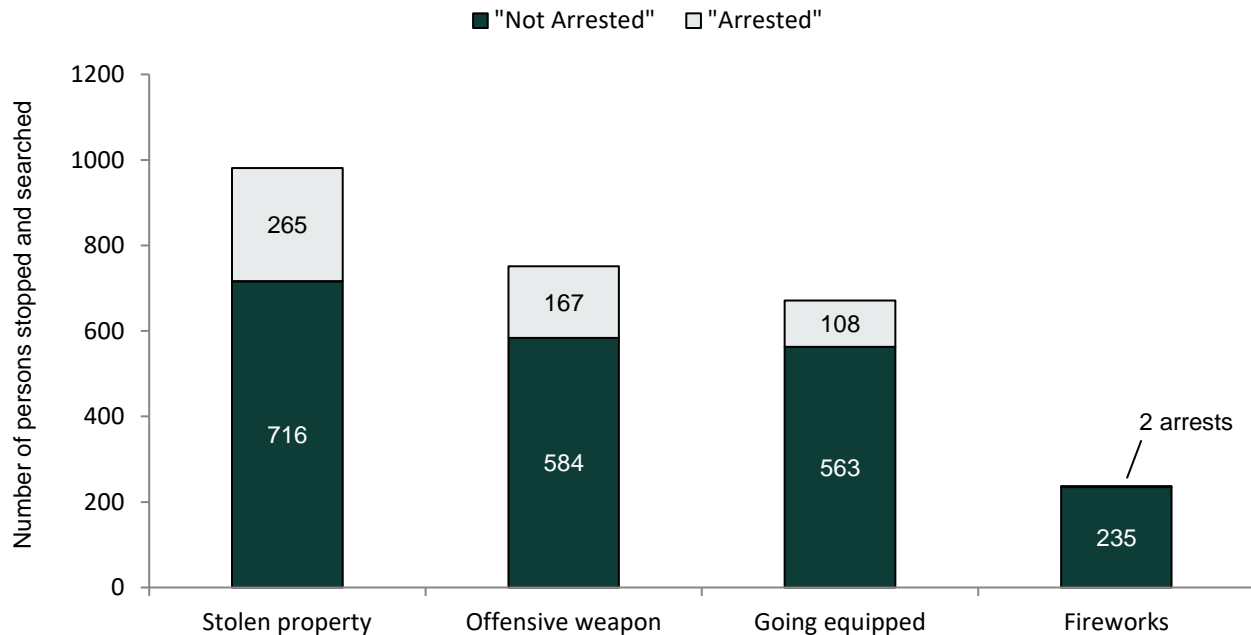
Figure 4: Percentage change in the use of all legislative powers by policing district during October 2021 to September 2022 compared to the previous 12 months



(1) The percentage change in the use of individual powers by policing district can be found in the accompanying spreadsheet.

6. Reason for search under PACE

Figure 5: Number of persons stopped and searched under PACE during October 2021 to September 2022 by reason for search



- (1) As more than one reason can be used to stop and search a person, the sum of the reasons may be greater than the total number of persons stopped and searched under PACE.
 (2) The reason for arrest may not be linked to the initial reason of the search.

7. Vehicles stopped and searched during the past 12 months

Vehicle searches include vehicle-only searches as well as those in which a vehicle was searched together with any persons in it. **Therefore figures in Table 14 should not be added to other figures in this report to get the total number of stop and searches** as this would result in the double counting of an occupant of a vehicle searched.

Table 14: Number of times each power was used to stop and search a vehicle during October 2021 to September 2022 compared to the previous 12 months ⁽¹⁾

Legislation ⁽²⁾	October 2020 - September 2021	October 2021 - September 2022	Percentage change
	Number of vehicles stopped	Number of vehicles stopped	
PACE	772	468	-39%
Misuse of Drugs Act	6,967	5,532	-21%
Firearms Order	21	30	43%
TACT S43	17	35	106%
TACT S43A	5	18	260%
TACT 47A	0	0	-
JSA Section 24	4,884	3,235	-34%
Other	7	24	243%

- (1) As more than one legislative power can be used to stop and search a vehicle, the sum of the powers used will be greater than the total number of vehicles stopped and searched.
 (2) JSA S21 is excluded from this table as it is a stop and question power.

8. Comparison with England and Wales 2021/22 (by financial year) ⁽¹⁾

Figure 6: Number of stops per 1,000 population during 1st April 2021 to 31st March 2022 by police force ^(1,2,3)

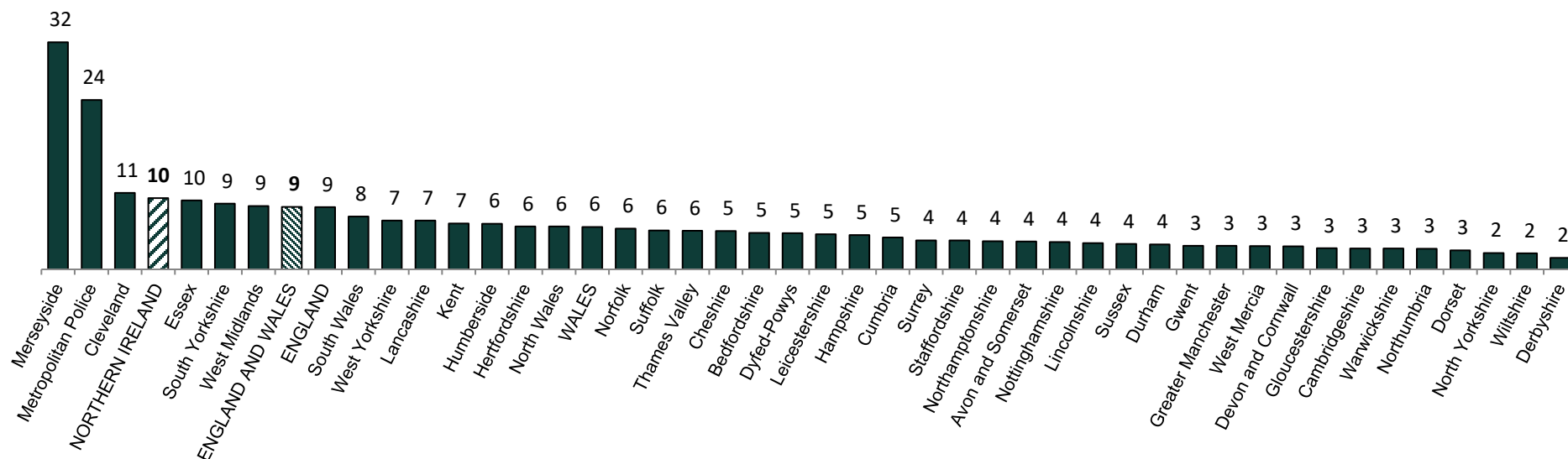
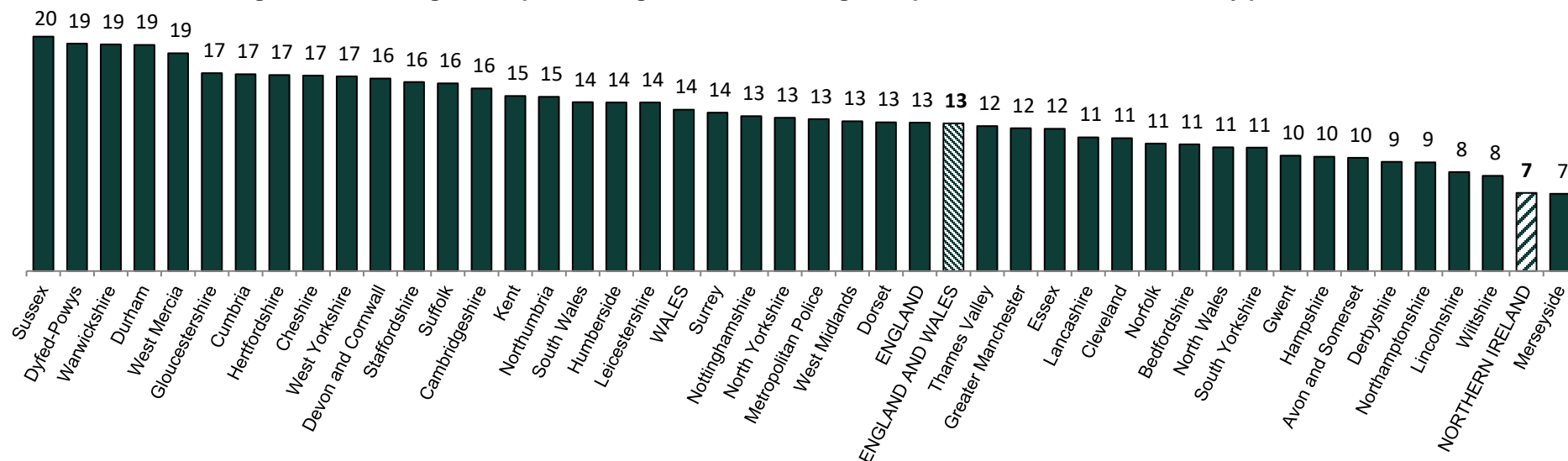


Figure 7: Percentage of stops resulting in an arrest during 1st April 2021 to 31st March 2022 by police force ^(1,2)

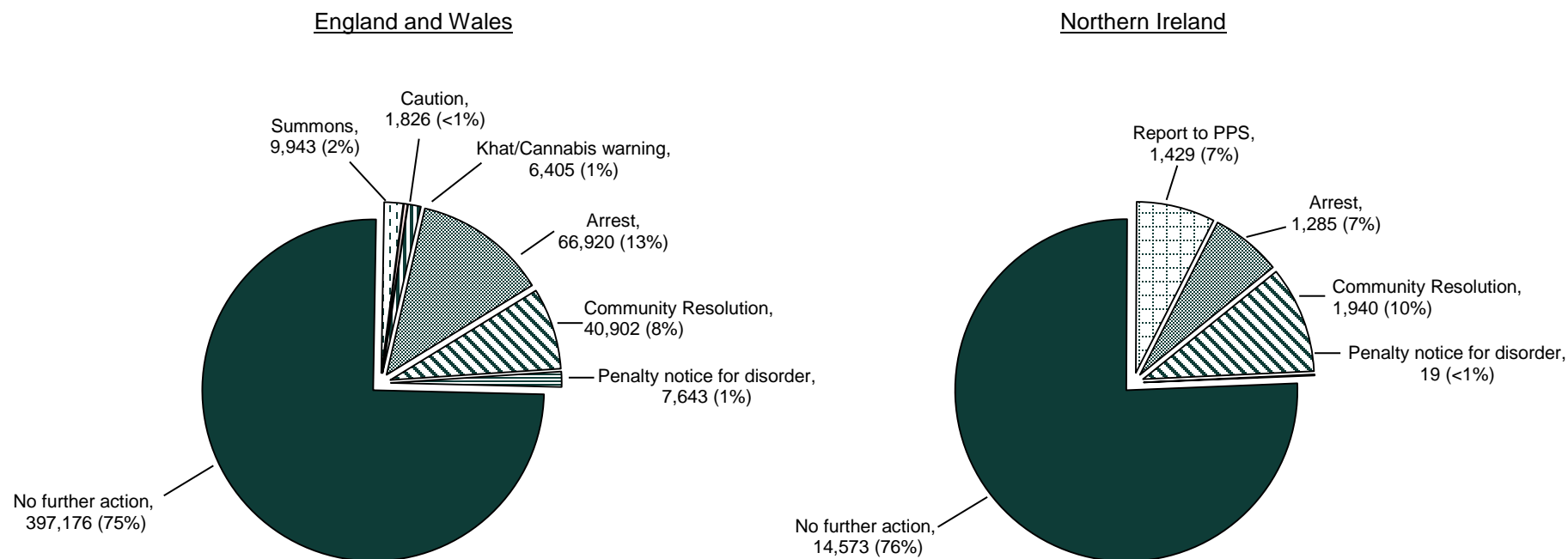


(1) The latest data available for England and Wales is 2021/22 (*Police powers and procedures, England and Wales, year ending March 2022*). For comparability, the 2021/22 NI figures are also shown.

(2) In the interest of comparability, the NI figure excludes stops under JSA Section 21 and 24.

(3) Rates per 1,000 are calculated using NISRA's mid-2020 [population estimates](#).

Figure 8: Principal outcome of stop and search during 1st April 2021 to 31st March 2022^(1,2)



25 out of every 100 stops in England and Wales resulted in an outcome

24 out of every 100 stops in Northern Ireland resulted in an outcome

- (1) The latest data available for England and Wales is 2021/22 (*Police powers and procedures, England and Wales, year ending March 2022*). For comparability, the 2021/22 NI figures are also shown.
- (2) In the interest of comparability, the NI figure excludes stops under JSA Section 21 and 24.
- (3) England and Wales figures include vehicle only searches (3% of all searches). Northern Ireland figures do not.
- (4) 'No further action' figures for England and Wales include voluntary attendance, verbal warning, seizure of property, guardian intervention and other action.
- (5) Percentages may not sum to 100% due to rounding.

9. Background Notes

Further information on how these statistics are collated, reported and used is included in the Stop and Search User Guide which can be found [here](#).

10.1 Persons, vehicles or both searched

Officers record if each stop and search involved (i) only a person, (ii) only a vehicle or (iii) both.

All of the statistics reported in this publication, except Table 14, are a count of persons stopped and searched, that is, those stops under (i) **plus** those stops under (iii). Table 14 presents the number of vehicles stopped and searched, that is, those stops under (ii) **plus** stops under (iii).

Therefore figures in Table 14 should not be added to other figures in this report to get the total number of stop and searches as this would result in the double counting of an occupant of a vehicle searched.

10.2 Stop and search legislation

The following table summarises the legislative powers available to a PSNI officer to perform a stop and search.

Legislation	What the police can search for
The Police and Criminal Evidence (Northern Ireland) Order 1989, Section 3	Stolen property, going equipped to steal, offensive weapons including a blade or point, fireworks.
Misuse of Drugs Act 1971, Section 23	Controlled drugs
Firearms (Northern Ireland) Order 2004, Section 53	Firearms
Justice and Security (Northern Ireland) Act 2007, Sections 21 and 24	Section 21 gives a police officer the authority to stop and question an individual to establish their identity and movements. Section 24 gives a police officer the authority to search for munitions and wireless apparatus. This can be done if (1) an officer has reasonable suspicion that he will find such items, or (2) he was authorised from an ACC.
Terrorism Act 2000, Section 43 and 43A	Anything which may constitute evidence that the individual is a terrorist, where an officer must have reasonable suspicion of terrorism-related activity. Section 43 gives a police officer the authority to search an individual. Section 43A gives a police officer the authority to search a vehicle as well as any individual he reasonably suspects to be a terrorist.
Terrorism Act 2000, Section 47A	Anything which may constitute evidence that the individual is a terrorist, but an officer may not necessarily have reasonable suspicion of terrorism-related activity but the search must occur within an area authorised made by a senior police officer and where necessary confirmed by the Secretary of State.

The PSNI have a number of other legislative powers that give them the authority to carry out a stop and search. These are:

- Section 139B of the Criminal Justice Act 1988
- Schedule 5 to the Terrorism Prevention and Investigation Measures Act 2011
- Article 6 Crossbows (Northern Ireland) Order 1988
- Article 25 Wildlife (Northern Ireland) Order 1985
- Article 23B of The Public Order (Northern Ireland) Order 1987
- The Psychoactive Substances Act 2016.

These are less frequently used powers and are reported collectively under '*Other legislative powers*' in this report.

Further information on these powers can be found at legislation.gov.uk.

10.3 Longer term trend comparability

An internal review was carried out to assess the PSNI's compliance with PACE legislation governing the recording of stop and searches under Articles 3-5. The review found that searches under the authority of a warrant and searches carried out after an arrest had been recorded, and subsequently reported, as searches under Articles 3–5 when in fact they are governed by other articles of PACE. In order to fully comply with PACE legislation and more accurately report the usage of stop and search powers, searches under the authority of a warrant and searches that have been carried out after an arrest have been excluded from the 2017/18 figures onwards. Figures reported for the period pre-2017/18 still contain such searches. The impact is an approximate 2.5% reduction in the total number of persons stopped and searched/questioned from 2017/18 onwards.