



Police Recorded Security Situation Statistics

1 February 2022 to 31 January 2023

Date of Publication:

10 February 2023


Frequency of Publication:

Monthly

Issued by:

PSNI Statistics Branch
Lisnasharragh
42 Montgomery Road
Belfast
BT6 9LD

 statistics@psni.police.uk

 028 9065 0222 Ext. 24135

Web [PSNI Statistics](#)

Key Statistics

During 1 February 2022 to 31 January 2023:

- there was one security related death, compared to two during the previous 12 months.
- there were 5 bombing incidents, compared to 4 during the previous 12 months and 32 shooting incidents, compared to 24.
- there were 26 casualties of paramilitary style assaults, compared to 36 in the previous 12 months. All 26 casualties were aged 18 years or older.
- there were 9 casualties of paramilitary style shootings compared to 13 during the previous 12 months. All 9 casualties were aged 18 years or older.
- there were 108 security related arrests under Section 41 of the Terrorism Act 2000, compared to 134 during the previous 12 months.
- 14 persons were subsequently charged, compared to 23 during the previous 12 months.



Contents

1. Things you need to know about this release.....	2
2. Summary Statistics	3
3. Ten year trends (by financial year)	4
4. Commentary	5
4.1 Security Related Deaths.....	5
4.2 Shooting Incidents.....	5
4.3 Bombing Incidents.....	6
4.4 Paramilitary Style Assaults	6
4.5 Paramilitary Style Shootings.....	7
4.6 Finds of Firearms, Explosives and Ammunition	8
4.7 Section 41 Terrorism Act Arrests and Subsequent Charges	9
5. District level tables	10
6. Revisions	12

We welcome user feedback on these statistics. This can be sent to the email address on the cover page or by contacting us at the telephone number provided.

1. Things you need to know about this release

Coverage

Police Recorded Statistics on the Security Situation for Northern Ireland are collated and produced by statisticians seconded to the Police Service of Northern Ireland (PSNI) from the Northern Ireland and Statistics Research Agency (NISRA).

Police recorded statistics relating to the security situation in Northern Ireland are the main source of official information on trends and statistics relating to the security situation throughout the Troubles and up to the present day. The PSNI produces statistics on incidents relating to the security situation that are reported to the police, including security related deaths, shooting and bombing incidents, paramilitary style attacks and arrests under Section 41 of the Terrorism Act 2000.

This monthly bulletin presents the most recent security situation statistics for the period 1 February 2022 to 31 January 2023. Figures for the financial year 2022/23 are provisional and subject to minor amendment. An accompanying [spreadsheet](#) is available on our website which outlines the data in this bulletin and historic trends. Further information on how these statistics are collated, reported and used is included in the [Security Situation Statistics User Guide](#) available on the [PSNI website](#). The next monthly update will be published on 10 March 2023.

The security situation figures relate to those incidents that took place within Northern Ireland, they do not include any security related incidents that may have happened either in the Republic of Ireland or in Great Britain.

These statistics only include those incidents that are brought to the attention of the police and some such incidents may not have been reported. Therefore a level of under-reporting may exist and users of the statistics should exercise caution when examining trends based on these police statistics.

National Statistics

National Statistics status means that our statistics meet the highest standards of trustworthiness, quality and public value, and as producers, it is our responsibility to maintain compliance with these standards.

These statistics were designated as National Statistics in June 2012 following a full assessment against the Code of Practice.

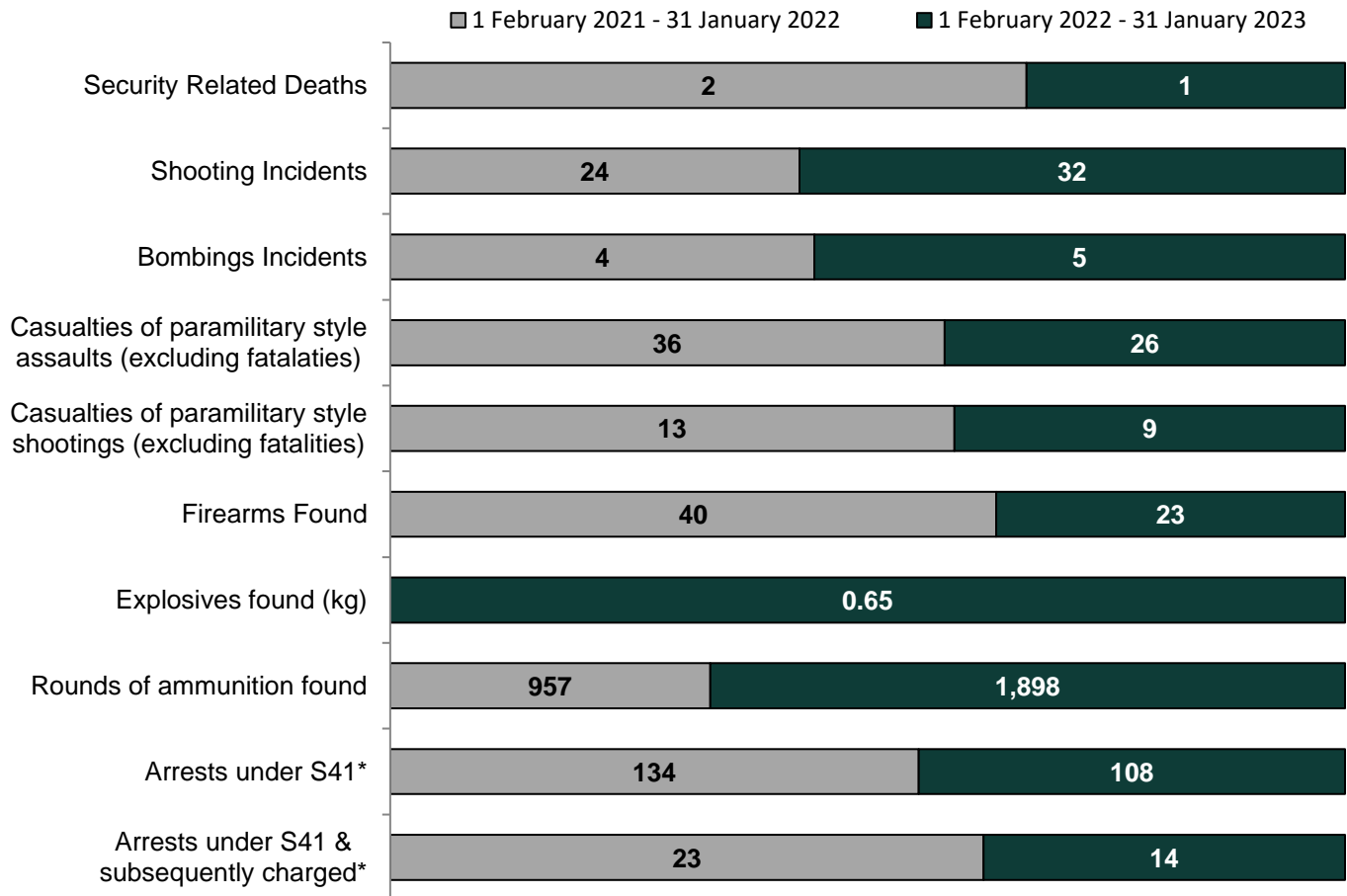
Since the assessment by the UK Statistics Authority, we have continued to comply with the Code of Practice for Statistics, and have made the following improvements:

- Enhanced the amount of information available to users, for example inclusion of longer trend information and District breakdown in annual reports.
- Reviewed and enhanced the format of the monthly bulletins.
- Improved accessibility by introducing user friendly methods of data presentation, for example tables, maps and charts, and providing tables in open document spreadsheet format.
- Continued to conduct regular consultation with internal and external users, for example via a customer satisfaction survey to obtain feedback and suggestions for improvements, with results published on the PSNI statistics website.
- Assessment against the Administrative Data Quality Assurance framework in 2018 to ensure ongoing quality of outputs and identify improvements.

2. Summary Statistics

Figure 1 summarises the number of security related incidents during the past 12 months compared to the previous 12 months.

Figure 1: Comparison of security incidents between 1 February 2021 – 31 January 2022 and 1 February 2022 – 31 January 2023.



* Figures in this publication include only those arrests that are linked to the security situation in Northern Ireland; persons who have been arrested under Section 41 of the Terrorism Act for other reasons are excluded.

3. Ten year trends (by financial year)

Figure 2: Number of deaths due to the security situation 2012/13 – 2021/22

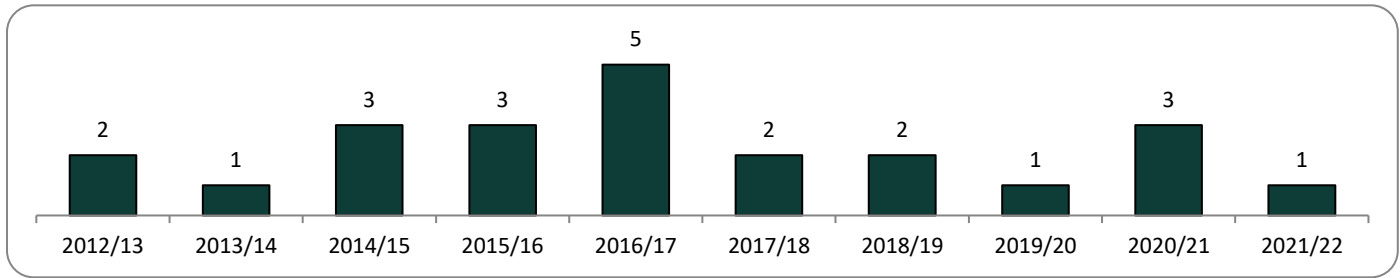


Figure 3: Number of shooting and bombing incidents 2012/13 – 2021/22

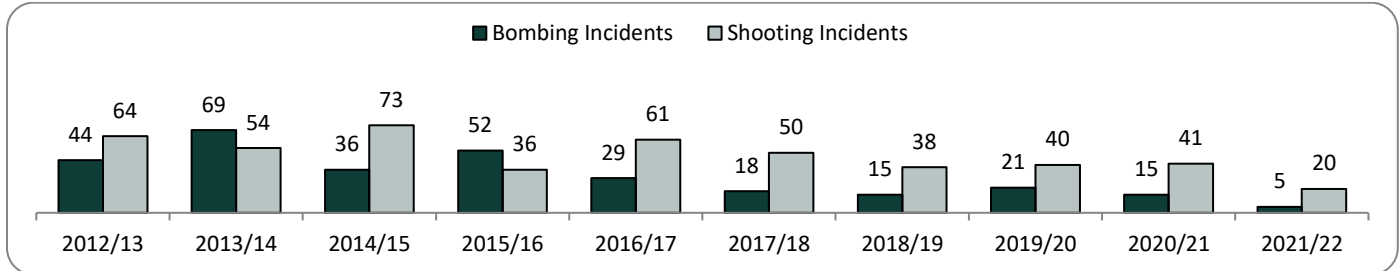


Figure 4: Number of casualties as a result of paramilitary style shootings^(1,2) 2012/13 – 2021/22

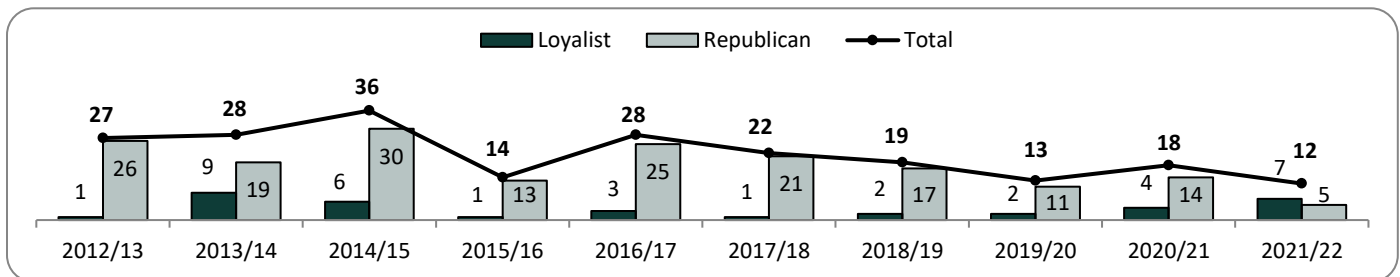


Figure 5: Number of casualties as a result of paramilitary-style assaults^(1,2) 2012/13 – 2021/22

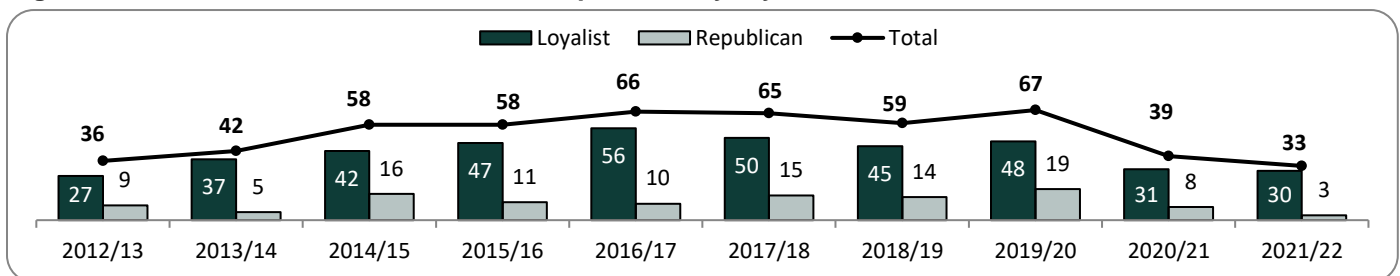
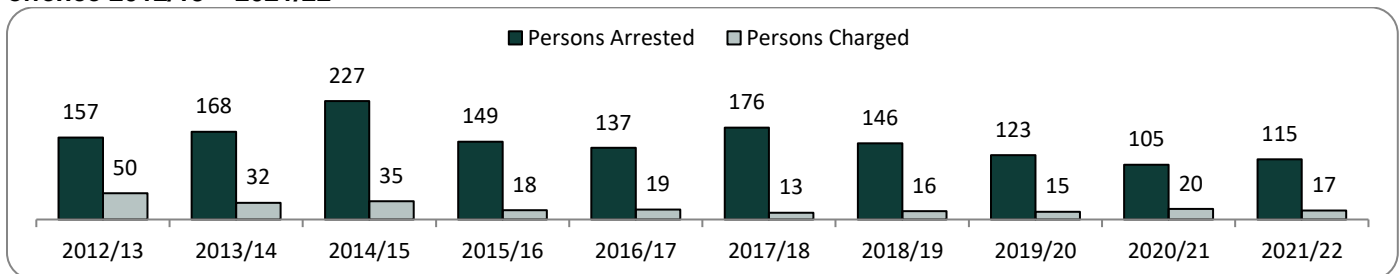


Figure 6: Number of persons arrested under Section 41 of the Terrorism Act & subsequently charged with any offence 2012/13 – 2021/22



(1) Paramilitary style assaults/shootings that result in death are counted as security related deaths and are not reflected in the paramilitary style assault/shooting figures. (2) Attribution is as perceived by PSNI based on the information available at the time of the incident and does not necessarily indicate the involvement of a paramilitary organisation.

4. Commentary

4.1 Security Related Deaths

Security related deaths are those which are considered at the time of the incident to be directly attributed to terrorism, where the cause has a direct or proximate link to subversive / sectarian strife or where the death is attributable to security force activity.

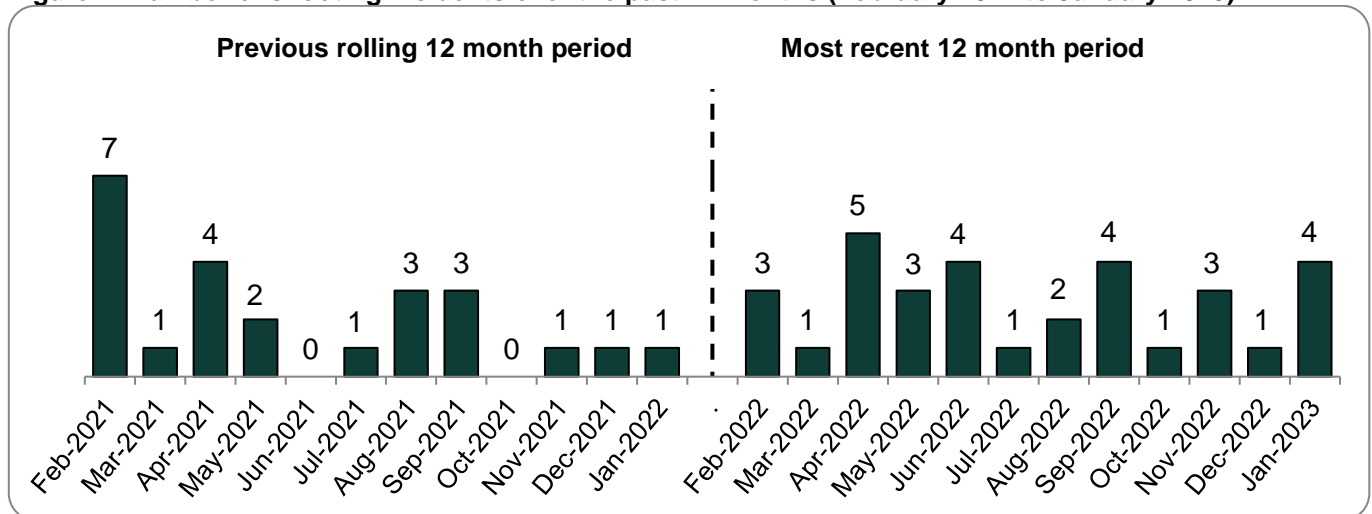
- There was one security related death during the last 12 month period, compared to two during the previous 12 months. This death occurred in Belfast in October 2022.

4.2 Shooting Incidents

These include any shooting incident relating to the security situation and include shots fired by terrorists, shots fired by the security forces, paramilitary style attacks involving shootings and shots heard (and later confirmed by other sources).

- There were 32 shooting incidents during the last 12 months, compared to 24 during the previous 12 months. See Figure 7 for a monthly breakdown.
- Of the 32 shooting incidents in the last 12 months, just under half of them occurred in Derry City and Strabane (14) and a quarter of them occurred in Belfast (8). Ards and North Down experienced 4 shootings, Causeway Coast and Glens experienced 3 shootings and three other policing districts each experienced one such incident. See Section 5 for a district breakdown.

Figure 7: Number of shooting incidents over the past 24 months (February 2021 to January 2023)

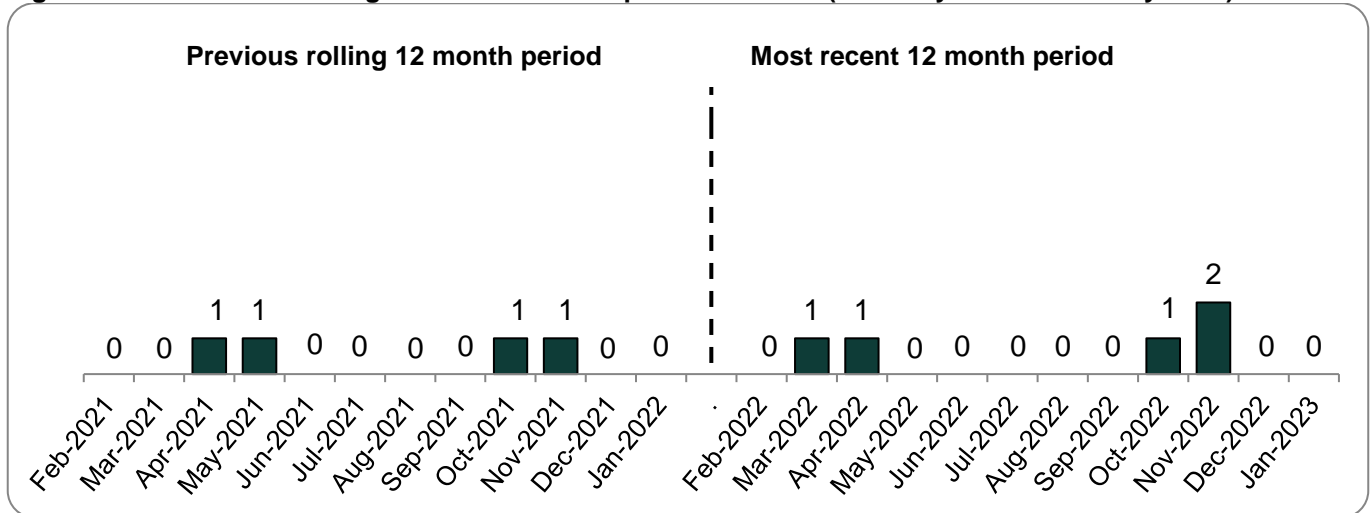


4.3 Bombing Incidents

These include all incidents where a bombing device explodes or is defused. If a device is found that is not complete or armed, then it is recorded as a 'find' and not as a bombing.

- There were 5 bombing incidents during the last 12 months, compared to 4 during the previous 12 months. See Figure 8 for a monthly breakdown.
- There were 3 bombing incidents in Derry City and Strabane during the past 12 months, two of which occurred in November 2022. Additionally, Belfast and Mid Ulster each experienced one bombing incident during the past 12 months.

Figure 8: Number of bombing incidents over the past 24 months (February 2021 to January 2023)

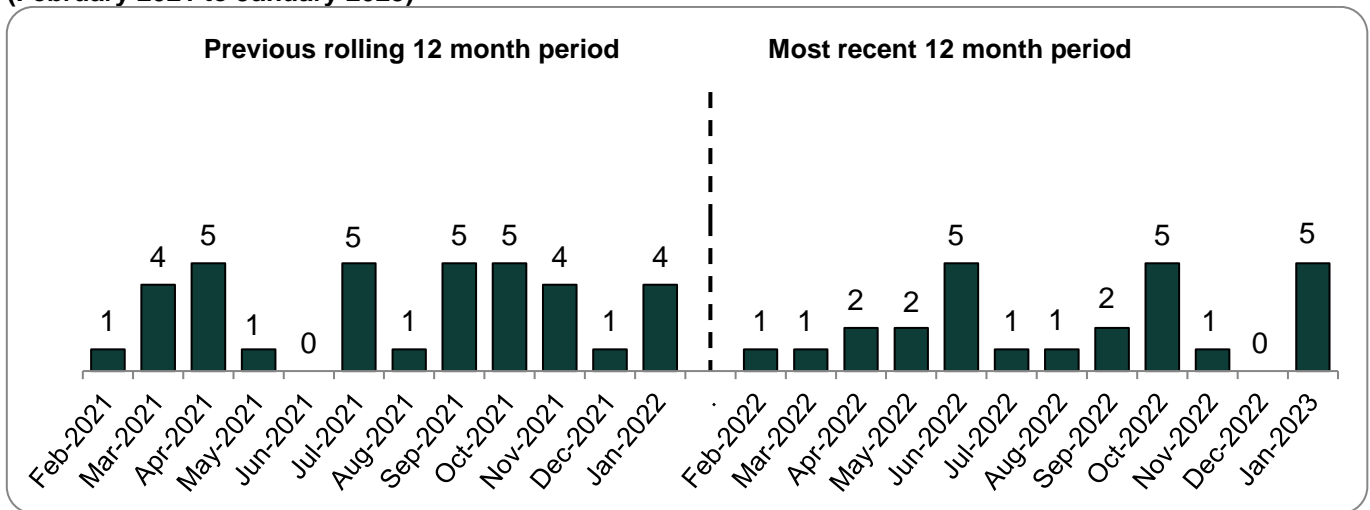


4.4 Paramilitary Style Assaults

Paramilitary style assaults are usually carried out by Loyalist or Republican groups on members of their own community as a so-called punishment. The assault will involve major or minor physical injury to the injured party typically involving a group of assailants armed with, for example, iron bars or baseball bats. Paramilitary style assaults that result in death are counted as 'security related deaths' and are not reflected in the paramilitary style assault figures.

- There were 26 casualties of paramilitary style assaults during the last 12 months compared to 36 during the previous 12 months. Belfast experienced the greatest number of assaults (8) followed by Ards and North Down (7). Figures for all districts can be found in Section 5.
- Six policing districts saw a year-on-year decrease in the number of paramilitary style assaults, Mid and East Antrim experiencing the greatest decrease (from 11 to 2). Conversely, three policing districts saw a year-on-year increase in the number of paramilitary style assaults, Causeway Coast and Glens experiencing the greatest increase (from none to 4).
- All 26 casualties of paramilitary style assaults during the last 12 months were aged 18 years and above.

Figure 9: Number of casualties resulting from paramilitary style assaults⁽¹⁾ over the last 24 months (February 2021 to January 2023)



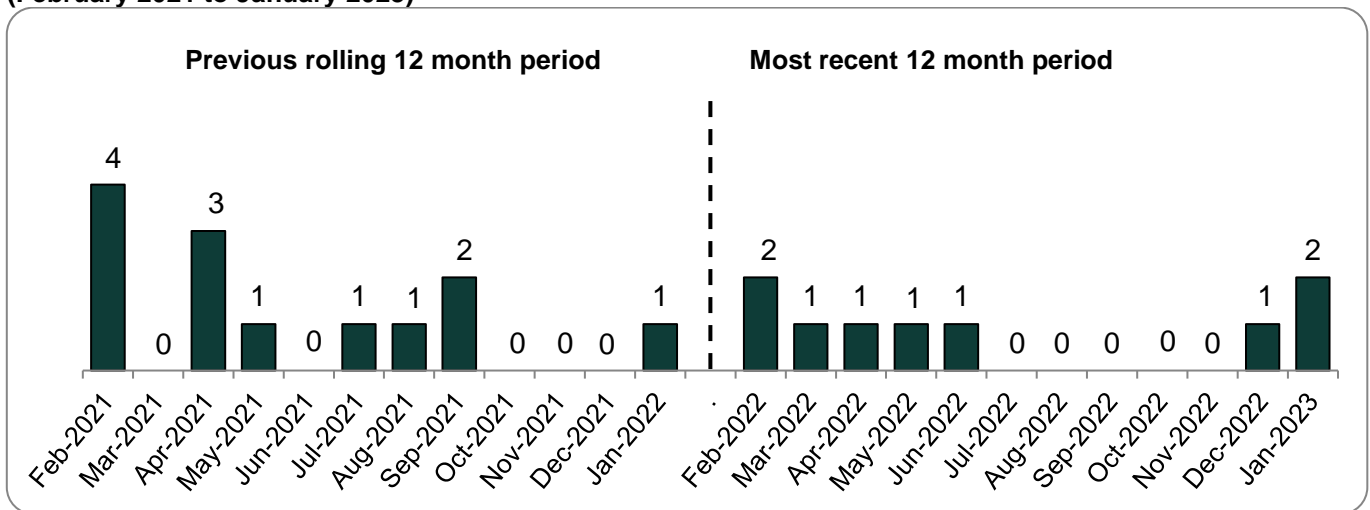
(1) Paramilitary style assaults that result in death are counted as security related deaths and are not included in the casualties of paramilitary style assaults figures.

4.5 Paramilitary Style Shootings

Paramilitary style shootings usually result in the injured party being shot in the knees, elbows, feet, ankles or thighs and the motive is supposedly to punish the person for anti-social activities. These paramilitary style shootings are generally conducted by Loyalist or Republican paramilitary groups on members of their own community. Paramilitary style shootings that result in death are counted as ‘security related deaths’ and are not reflected in the paramilitary style shooting figures.

- There were 9 casualties of paramilitary style shootings during the last 12 months, compared to 13 during previous 12 months. Derry City and Strabane experienced 3 such attacks while Belfast, Causeway Coast and Glens and Ards and North Down each experienced 2 such attacks.
- All 9 casualties of paramilitary style shootings during the last 12 months were aged 18 years and above.

Figure 10: Number of casualties resulting from paramilitary style shootings⁽¹⁾ over the last 24 months (February 2021 to January 2023)



(1) Paramilitary style shootings that result in death are counted as security related deaths and are not included in the casualties of paramilitary style shootings figures.

4.6 Finds of Firearms, Explosives and Ammunition

These refer to the seizure or recovery of all illegal firearms, ammunition, explosives, rocket/mortar launchers, detonators and bomb making material/equipment. Replica/blank firing firearms, petrol bombs and petrol bomb making materials, grenades and munitions from World War 1 or World War 2 found on the beach or in attics etc. are not recorded as finds.

Firearms Finds

- There were fewer firearms found during the past 12 months (23) than the previous 12 months (40). This decrease is as a result of a large quantity of firearms found during May 2021.

Explosive Finds

- There were 0.65kg of explosives found during the past 12 months compared to none during the previous 12 months.

Ammunition Finds

- There were 1,898 rounds of ammunition found during the past 12 months compared to 957 rounds found in the previous 12 months.

Table 1: Number of firearms, explosives and rounds of ammunition seized by PSNI over the last 24 months (February 2021 to January 2023)

	Firearms	Explosives (kg)	Rounds of Ammunition		Firearms	Explosives (kg)	Rounds of Ammunition
Feb-21	1	0.00	32	Feb-22	6	0.00	927
Mar-21	3	0.00	17	Mar-22	3	0.48	42
Apr-21	3	0.00	79	Apr-22	1	0.00	15
May-21	22	0.00	296	May-22	1	0.00	27
Jun-21	0	0.00	300	Jun-22	2	0.00	211
Jul-21	1	0.00	2	Jul-22	0	0.00	395
Aug-21	0	0.00	11	Aug-22	1	0.00	15
Sep-21	1	0.00	50	Sep-22	0	0.00	92
Oct-21	1	0.00	6	Oct-22	2	0.00	13
Nov-21	2	0.00	103	Nov-22	6	0.17	152
Dec-21	4	0.00	60	Dec-22	0	0.00	8
Jan-22	2	0.00	1	Jan-23	1	0.00	1
Total	40	0.00	957	Total	23	0.65	1,898

4.7 Section 41 Terrorism Act Arrests and Subsequent Charges

Section 41 of the Terrorism Act 2000 enables police officers to arrest persons whom they reasonably suspect to be a terrorist. Following arrest under Section 41 of the Terrorism Act an individual may be charged with any offence (e.g. attempted murder) and not necessarily an offence listed under the Terrorism Act. Figures in this publication include only those arrests that are linked to the security situation in Northern Ireland; persons who have been arrested under Section 41 of the Terrorism Act for other reasons are excluded.

- There were 108 persons arrested under Section 41 of the Terrorism Act 2000 during the past 12 months, compared to 134 during the previous 12 months (see Figure 11).
- Of the 108 arrests, 49 of them occurred in Derry City and Strabane and 32 occurred in Belfast.
- There were 14 persons arrested under Section 41 of the Terrorism Act 2000 and subsequently charged (with any offence) during the past 12 months compared to 23 during the previous 12 months (see Figure 12).

Figure 11: Number of persons arrested under S41 Terrorism Act over the last 24 months (February 2021 to January 2023)

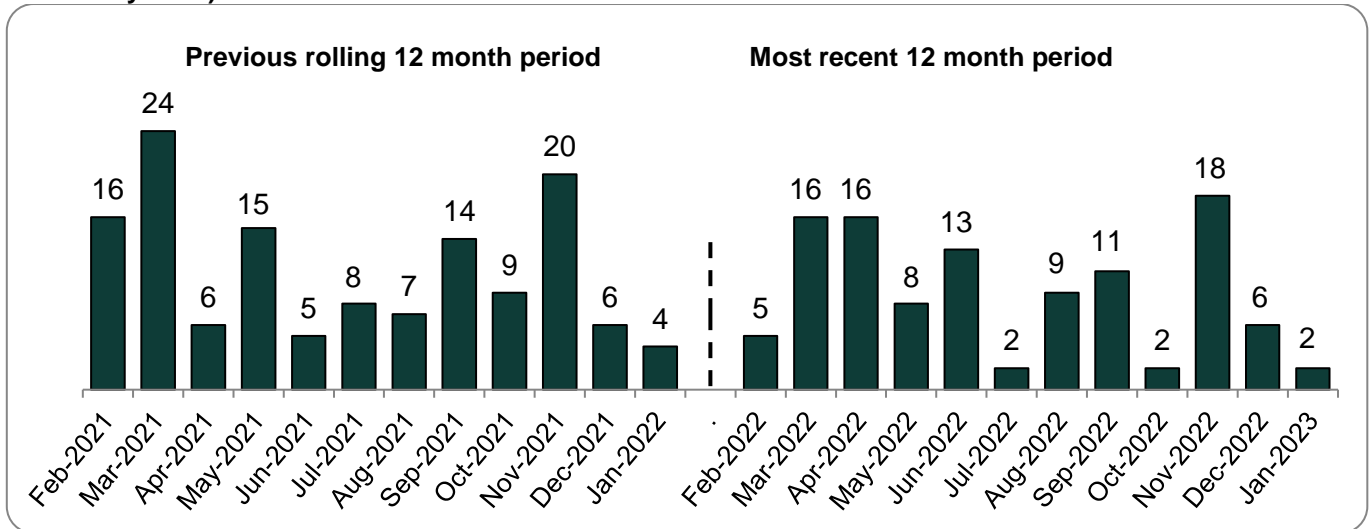
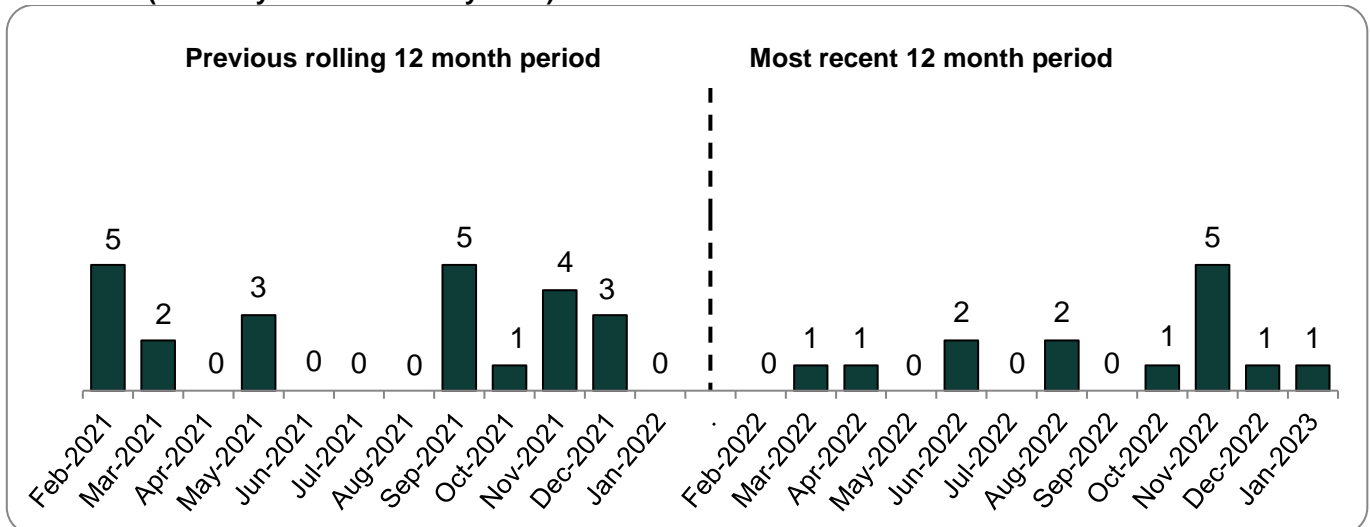


Figure 12: Number of persons arrested under S41 Terrorism Act and subsequently charged over the last 24 months (February 2021 to January 2023)



5. District level tables

Bombing and Shooting Incidents

Policing District	Bombing Incidents ¹			Shooting Incidents ²		
	12 months to January 22	12 months to January 23	Change	12 months to January 22	12 months to January 23	Change
Belfast City	2	1	-1	7	8	1
Lisburn & Castlereagh City	0	0	0	2	0	-2
Ards & North Down	0	0	0	2	4	2
Newry, Mourne & Down	0	0	0	0	1	1
Armagh City, Banbridge & Craigavon	0	0	0	0	1	1
Mid Ulster	0	1	1	0	1	1
Fermanagh & Omagh	0	0	0	1	0	-1
Derry City & Strabane	0	3	3	7	14	7
Causeway Coast & Glens	2	0	-2	4	3	-1
Mid & East Antrim	0	0	0	0	0	0
Antrim & Newtownabbey	0	0	0	1	0	-1
Northern Ireland	4	5	1	24	32	8

1) Individual bombing incidents involve one or more explosive devices. Incidents include explosions and defusings. Incidents involving hoax devices, petrol bombings or incendiaries are excluded.

2) The following types of incidents are included:

- Shots fired by terrorists
- Shots fired by the security forces
- Paramilitary-style attacks involving shootings
- Shots heard (and later confirmed)

Casualties of Paramilitary-Style Attacks

Policing District	Casualties Resulting from Paramilitary-Style Shootings ³			Casualties Resulting from Paramilitary-Style Assaults ³		
	12 months to January 22	12 months to January 23	Change	12 months to January 22	12 months to January 23	Change
Belfast City	2	2	0	9	8	-1
Lisburn & Castlereagh City	2	0	-2	2	0	-2
Ards & North Down	2	2	0	9	7	-2
Newry, Mourne & Down	0	0	0	0	0	0
Armagh City, Banbridge & Craigavon	0	0	0	1	0	-1
Mid Ulster	0	0	0	0	1	1
Fermanagh & Omagh	0	0	0	0	0	0
Derry City & Strabane	6	3	-3	0	3	3
Causeway Coast & Glens	0	2	2	0	4	4
Mid & East Antrim	0	0	0	11	2	-9
Antrim & Newtownabbey	1	0	-1	4	1	-3
Northern Ireland	13	9	-4	36	26	-10

(3) Paramilitary style assaults/shootings that result in death are counted as security related deaths and are not included in the casualties of paramilitary style assaults/shootings figures.

Arrests under Section 41 TACT and subsequent charges

Policing District	Section 41 Terrorism Act Arrests			Persons charged subsequent to S41 arrest ^{4,5}		
	12 months to January 22	12 months to January 23	Change	12 months to January 22	12 months to January 23	Change
Belfast City	44	32	-12	8	9	1
Lisburn & Castlereagh City	5	3	-2	1	1	0
Ards & North Down	8	2	-6	0	0	0
Newry, Mourne & Down	0	1	1	0	0	0
Armagh City, Banbridge & Craigavon	5	2	-3	0	0	0
Mid Ulster	1	6	5	0	0	0
Fermanagh & Omagh	5	1	-4	1	0	-1
Derry City & Strabane	48	49	1	9	1	-8
Causeway Coast & Glens	17	9	-8	3	1	-2
Mid & East Antrim	0	1	1	0	1	1
Antrim & Newtownabbey	1	2	1	1	1	0
Northern Ireland	134	108	-26	23	14	-9

(4) Statistics refer to charges brought against a person after the original period of detention (including extensions). Any subsequent charges, additions, deletions to the original charges are not included.

(5) Persons can be charged under legislation other than the Terrorism Act.

6. Revisions

Revisions are carried out in accordance with our [Revisions Policy](#), a copy of which is available in the Official Statistics section of the PSNI Statistics website. Figures within the current financial year to date are provisional and will be subject to slight revision until figures for the full financial year are published. This means that the totals for each month from April 2022 can change each time the figures are published during the financial year. These amendments can happen for a number of reasons, such as an incident being included or excluded following further investigation by an officer.

Since the previous publication in January 2023 there have been no revisions to the data.