



Police Service
of Northern Ireland



Motoring Offence Statistics for Northern Ireland

1st October 2022 to 30th September 2023

Date of Publication:

30th November 2023

Frequency:

Monthly

Issued by:

PSNI Statistics Branch
Lisnasharragh
42 Montgomery Road
Belfast
BT6 9LD

Web: [PSNI Statistics](#)

statistics@psni.police.uk

☎ 02890 650222 Ext. 24135

In the 12 months from 1st October 2022 to 30th September 2023:

- There were 40,283 detections for motoring offences in Northern Ireland, of which 98% were dealt with by means of a fixed penalty notice or referral for prosecution.
- The remaining 2% (866) resulted in the completion of a speed awareness or safer driver course.
- Total detections decreased by 5% on the 42,557 detections recorded in the previous 12 months, with a notable reduction in mobile phone offences (25%).
- Conversely, insurance offences increased by 4% over the year, making them the largest offence group recorded (7,196), which along with speeding (6,011) accounted for one-third of the total detections.
- The highest speed detected by PSNI officers in the latest 12 months was 144mph, on the M2, Belfast.

Contents

- 1. Things you need to know about this release 3
- 2. Summary..... 4
- 3. Trends 5
- 4. Age and Gender 6
- 5. Offence Group 7
- 6. Policing District 10
- 7. Further Information..... 12

We welcome user feedback on these statistics. This can be sent to the email address on the cover page or by contacting us at the telephone number provided.

1. Things you need to know about this release

Motoring offence statistics for Northern Ireland are collated and produced by statisticians seconded to the Police Service of Northern Ireland (PSNI) from the Northern Ireland Statistics and Research Agency (NISRA).

[PSNI Official Statistics documentation](#) is available on the Official Statistics section of the PSNI website.

Coverage

This report provides statistics on the number of motoring offences detected by police in Northern Ireland from 1st October 2022 – 30th September 2023. It does not include any detections by the NI Road Safety Partnership (NI RSP). Figures relating to such detections through the Partnership can be accessed via the following link – [NI RSP](#).

The range of disposals covered includes those offences dealt with by means of a fixed penalty notice (FPN), speed awareness course and referral for prosecution.

This report presents the most recent motoring offence statistics based on figures that were extracted on 27th November 2023. Referred for prosecution figures from 1st January 2021 onwards remain provisional and therefore subject to amendment. The information is also available in tabular format in the [accompanying spreadsheets](#) on the PSNI website.

Background information and details of the offences included in each offence grouping can be found in the [Motoring Offence User Guide](#) on the PSNI website. Please note the figures refer to the number of offences and not the number of persons detected as a person can be detected for more than one offence.

National Statistics Status

National Statistics status means that these statistics are accredited official statistics¹ that meet the highest standards of trustworthiness, quality and public value, and as producers, it is our responsibility to maintain compliance with these standards.

These accredited official statistics (Motoring offence statistics for Northern Ireland) were independently reviewed by the Office for Statistics Regulation in March 2020. They comply with the standards of trustworthiness, quality and value in the Code of Practice for Statistics and should be labelled 'accredited official statistics'.

Our statistical practice is regulated by the Office for Statistics Regulation (OSR). OSR sets the standards of trustworthiness, quality and value in the [Code of Practice for Statistics \(opens in a new window\)](#) that all producers of official statistics should adhere to. You are welcome to contact us directly with any comments about how we meet these standards by emailing statistics@psni.police.uk. Alternatively, you can contact OSR by emailing regulation@statistics.gov.uk or via the [Office for Statistics Regulation website \(opens in a new window\)](#).

¹ Accredited official statistics are called National Statistics in the Statistics and Registration Service Act 2007. The Office for Statistics Regulation website provides further information on [Accredited official statistics](#).

Uses of the statistics

Uses of the statistics, based on user engagement, information requests and satisfaction survey feedback include policy making and policy monitoring, performance monitoring, and public interest, by a range of users including PSNI, Policing and Community Safety Partnerships (PCSPs), media and academics.

More detail can be found in the Motoring Offence User Guide which can be accessed via the [motoring offences](#) statistics web page on the PSNI website.

Related statistics

Sources of motoring offences data for other domains include [An Garda Síochána - Republic of Ireland](#) and [England and Wales](#). Related statistics include [Injury road traffic collision statistics](#) and [NI Road Safety Partnership](#) statistics.

2. Summary

Table 1 shows that, over the last 12 months:

- The number of motoring offences detected decreased by 5% to 40,283
- Offences referred for prosecution fell by 7%
- Endorsable fixed penalties decreased by 3%
- Number of speed awareness courses decreased by 24%

Table 1 Number of motoring offences by disposal type, 1st October 2021 – 30th September 2023*

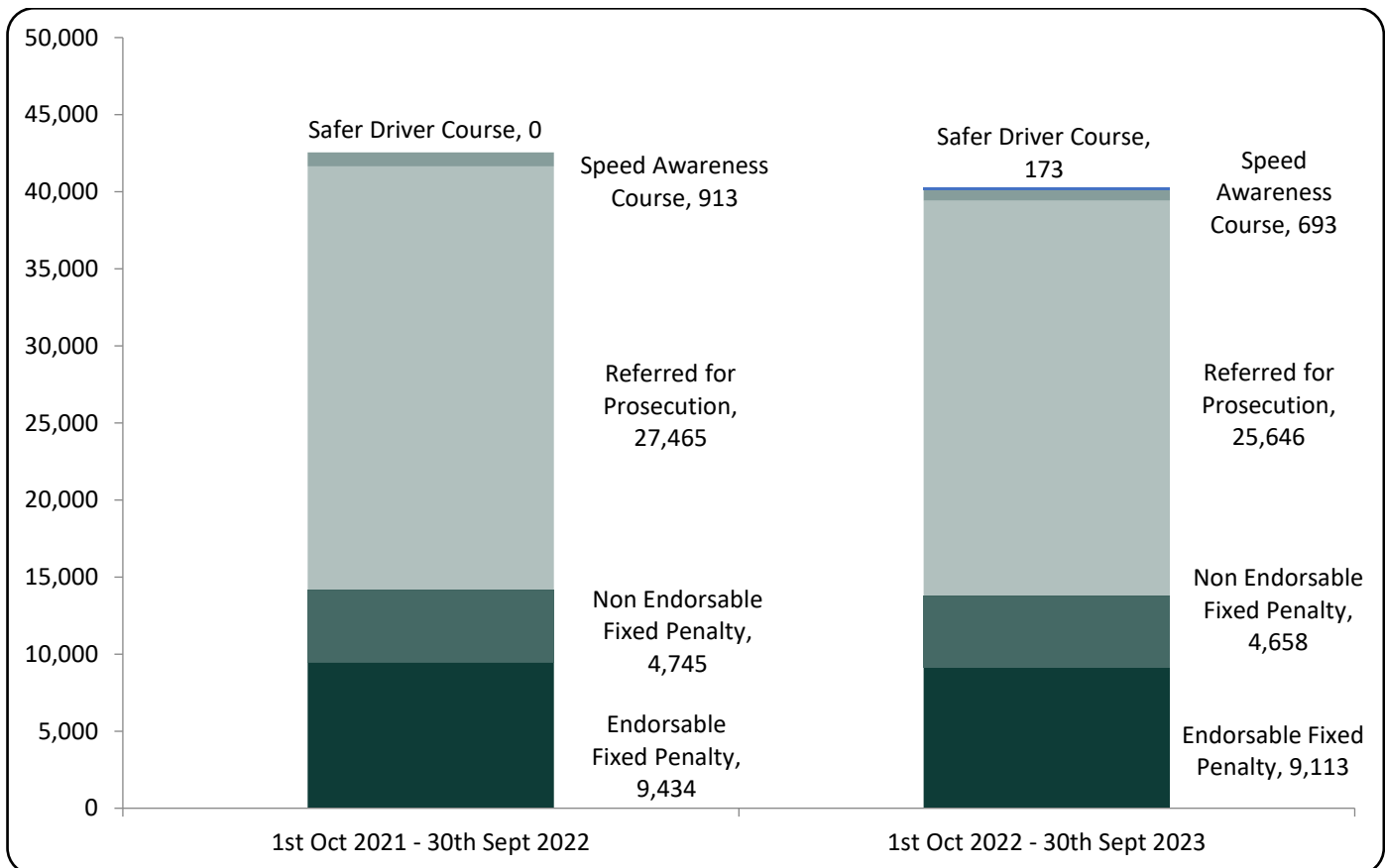
	1 st Oct 2021 – 30 th Sept 2022	1 st Oct 2022 – 30 th Sept 2023	Change over last 12 months	Percentage change over last 12 months
Endorsable Fixed Penalty	9,434	9,113	-321	-3
Non Endorsable Fixed Penalty	4,745	4,658	-87	-2
Referred for Prosecution	27,465	25,646	-1,819	-7
Speed Awareness Course	913	693	-220	-24
Safer Driver Course	0	173	173	N/A
Total	42,557	40,283	-2,274	-5

*Figures are provisional and subject to change.

1. Note that not all detections in the most recent few months will have been processed as yet, particularly those referred for prosecution.

2. Safer driver courses were introduced in Northern Ireland in May 2023 as an alternative disposal to the new fixed penalty notice for careless driving.

Figure 1 Comparisons of disposal types for motoring offences between 1st October 2021 – 30th September 2022 and 1st October 2022 – 30th September 2023



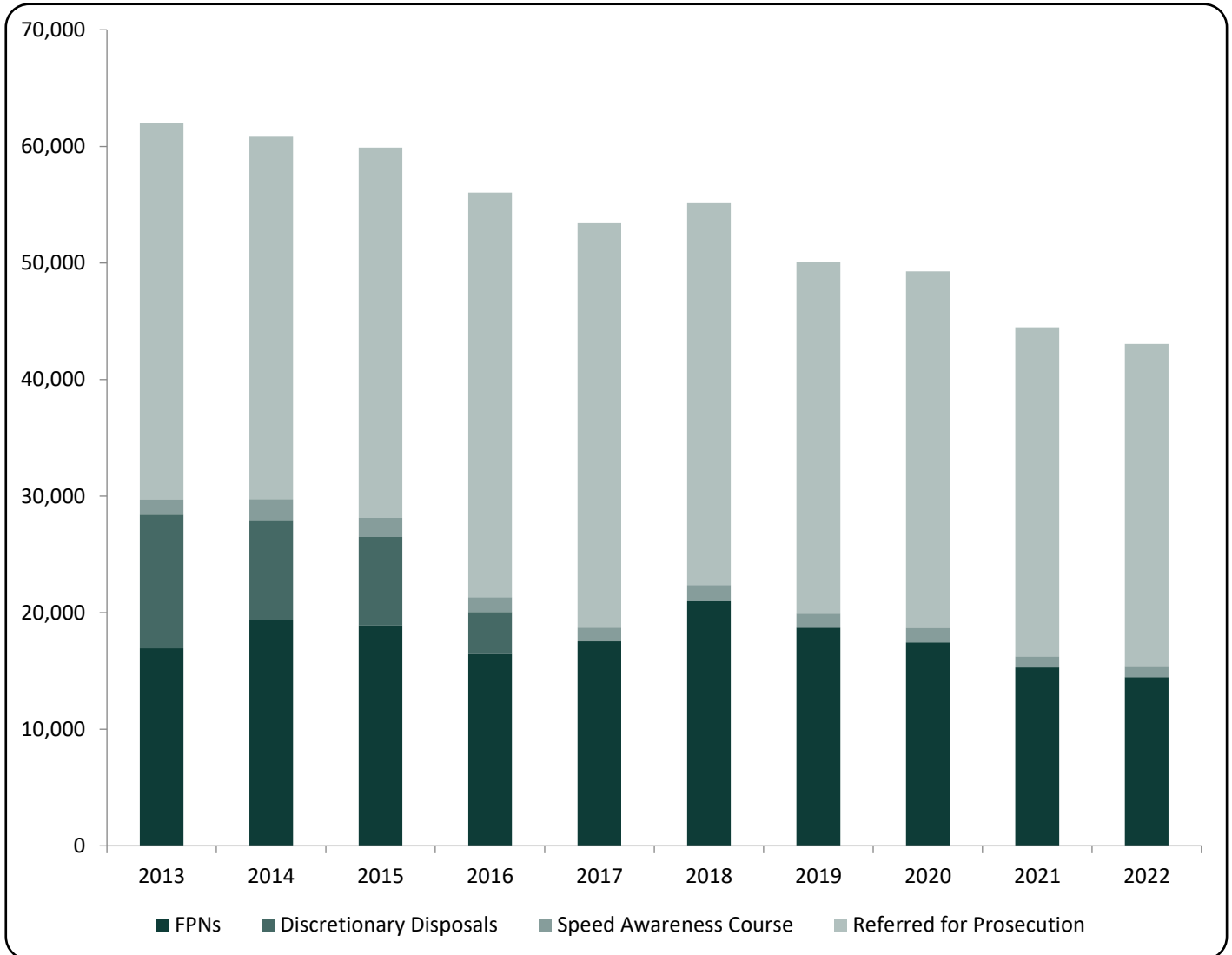
Note that not all detections in the most recent months will have been processed at this time, particularly those referred for prosecution.

3. Trends

The number of motoring offences have been generally decreasing over a 10 year period from a total of 62,051 recorded in 2013 to 43,048 recorded in 2022 (see figure 2).

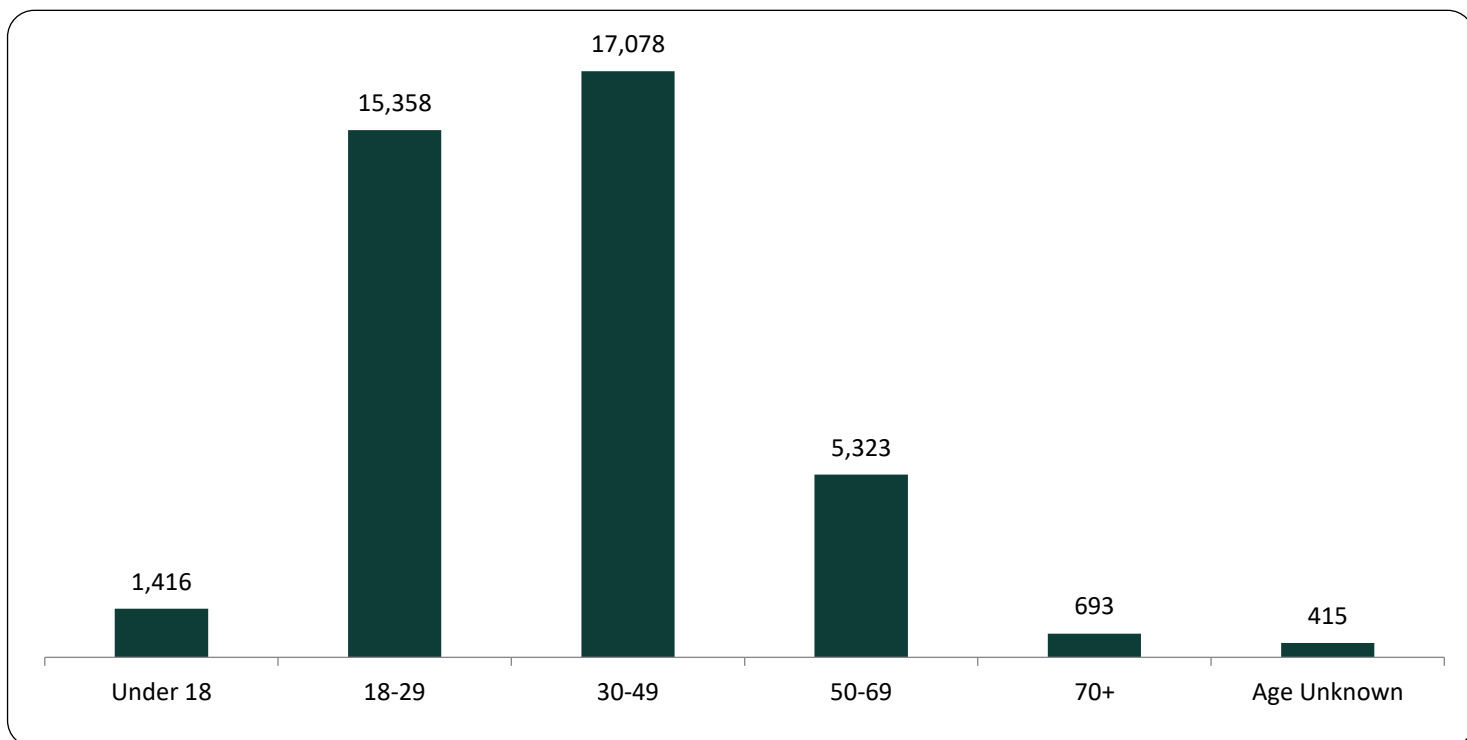
Discretionary disposals were introduced during 2011 as an alternative method of disposal for dealing with motoring offences but was then removed on 31st July 2016.

Figure 2 Number of motoring offences by disposal type: 1st January 2013 – 31st December 2022



4. Age and Gender

Figure 3 Number of motoring offences by age: 1st October 2022 – 30th September 2023



- Figure 3 shows that those aged 30-49 years old accounted for over two fifths of motoring offences detected between 1st October 2022 and 30th September 2023 where age is known, followed by those aged 18-29 (38%). Almost all (99%) of the unknown ages refer to non endorsable offences, which can be issued in the absence of the offender and do not require licence details to process, for example parking offences.
- Males accounted for 8 in 10 of all motoring offences detected between 1st October 2022 and 30th September 2023.

5. Offence Group

Table 2 Number of motoring offences by gender, age band and offence group¹
1st October 2022 – 30th September 2023*

	Female	Male	Other / Unknown	Under 18	18-29	30-49	50-69	70+	Age Unknown	Total
Breach of signs & signals	37	123	1	3	48	65	39	3	3	161
Careless driving	955	3,581	4	108	1,549	1,828	858	193	4	4,540
Construction & use	370	2,664	14	161	1,945	661	246	11	24	3,048
Dangerous driving	152	1,333	2	68	720	542	131	24	2	1,487
Drink or drug driving	614	2,373	1	28	846	1,568	512	34	0	2,988
Driving licence	424	2,658	8	111	1,070	1,541	332	36	0	3,090
Driving whilst disqualified	135	980	1	118	282	598	112	6	0	1,116
Failing to stop / remain / report collision	397	1,945	0	58	780	1,067	326	111	0	2,342
Fraudulent use / declaration	29	202	0	1	80	108	40	2	0	231
Insurance	1,351	5,841	4	241	2,701	3,414	761	79	0	7,196
L & R driver	247	1,480	1	165	835	592	131	5	0	1,728
Miscellaneous	77	792	1	68	338	361	87	5	11	870
Mobile phone	261	1,144	1	6	345	740	296	19	0	1,406
Non-driver	225	376	2	11	222	268	98	4	0	603
Parking	358	594	42	3	276	223	110	23	359	994
Seatbelt	120	590	4	15	227	327	114	27	4	714
Speeding	1,658	4,351	2	129	2,395	2,415	978	93	1	6,011
Vehicle TADA / tampering	105	852	0	108	380	423	42	4	0	957
Vehicle test certificate	134	667	0	14	319	337	110	14	7	801
Total	7,649	32,546	88	1,416	15,358	17,078	5,323	693	415	40,283

* Figures are provisional and subject to change. ¹ Please refer to section 7 for more detail regarding the offence groups.

- Table 1 shows a decrease of 3% in the number of endorsable tickets issued in past 12 months when compared with previous 12 months, which was primarily due to lower numbers of mobile phone and speeding offences detected.
- Table 2 shows that the largest offence group recorded was insurance offences with a total of 7,196 detections, this was an increase of 4% on the number recorded in the previous 12 months. For the period 1st October 2022 to 30th September 2023 insurance offences accounted for 18% of all detections for motoring offences.
- Speeding offences accounted for 15% of all offences in the current period. The total number of such offences decreased by 869 (13%) since the previous year, to 6,011 between October 2022 and September 2023.
- The highest speed recorded by PSNI officers in the latest 12 months was 144mph, on the M2, Belfast.
- In the latest 12 months, the NI Road Safety Partnership detected more than ten times more speeding offences than the PSNI (67,966).
- Five out of the nineteen offence groups reported an increase in the number of detections over the year, including insurance and construction & use.
- Mobile phone offences showed a decrease of one-quarter over the 12 month period, reducing by 25% (464 detections).
- Over half of those detected for mobile phone offences were age 30-49.
- Over one-fifth of all female detections was for speeding offences.
- Two-fifths of those detected for insurance offences were aged under 30.

Table 3 Number of motoring offences by month and offence group¹, 1st October 2021 – 30th September 2023*

Offence group	Oct 2022	Nov 2022	Dec 2022	Jan 2023	Feb 2023	Mar 2023	Apr 2023	May 2023	Jun 2023	Jul 2023	Aug 2023	Sept 2023	Oct 2022 – Sept 2023	Oct 2021 – Sept 2022	Change over last 12 months Number	Change over last 12 months %
Breach of signs & signals	14	20	30	9	18	9	15	3	15	18	6	4	161	273	-112	-41
Careless driving	418	406	385	384	374	358	398	404	424	353	345	291	4,540	4,509	31	1
Construction & use	256	274	249	234	164	232	294	241	278	336	274	216	3,048	2,762	286	10
Dangerous driving	137	142	128	130	97	133	150	141	118	120	108	83	1,487	1,621	-134	-8
Drink or drug driving	278	248	292	226	226	251	298	255	221	274	206	213	2,988	3,116	-128	-4
Driving licence	286	272	293	260	228	283	301	231	250	265	240	181	3,090	3,372	-282	-8
Driving whilst disqualified	105	96	83	103	68	96	111	92	86	101	96	79	1,116	1,096	20	2
Failing to stop / remain / report collision	221	213	249	212	202	170	273	181	184	177	134	126	2,342	2,602	-260	-10
Fraudulent use / declaration	23	29	22	18	11	17	16	22	18	25	16	14	231	266	-35	-13
Insurance	610	630	622	648	504	649	756	523	561	602	587	504	7,196	6,930	266	4
L & R driver	114	156	148	168	137	136	192	139	132	139	156	111	1,728	1,885	-157	-8
Miscellaneous	77	75	80	80	52	71	93	69	64	71	81	57	870	980	-110	-11
Mobile phone	139	146	105	145	108	101	133	110	125	99	108	87	1,406	1,870	-464	-25
Non-driver	55	58	49	75	43	45	46	48	51	49	48	36	603	568	35	6
Parking	104	45	70	101	68	55	87	85	122	96	97	64	994	1,049	-55	-5
Seatbelt	60	55	39	38	41	67	65	67	83	74	75	50	714	730	-16	-2
Speeding	716	680	357	463	438	471	478	520	508	635	435	310	6,011	6,880	-869	-13
Vehicle TADA / tampering	62	81	79	96	96	78	98	76	82	66	76	67	957	1,088	-131	-12
Vehicle test certificate	68	71	60	59	59	86	78	80	53	75	58	54	801	960	-159	-17
Total	3,743	3,697	3,340	3,449	2,934	3,308	3,882	3,287	3,375	3,575	3,146	2,547	40,283	42,557	-2,274	-5

* Figures are provisional and subject to change.

¹ Please refer to section 7 for more detail regarding the offence groups.

6. Policing District

Figure 4: Number of motoring offences by Policing District: 1st October 2021 – 30th September 2023

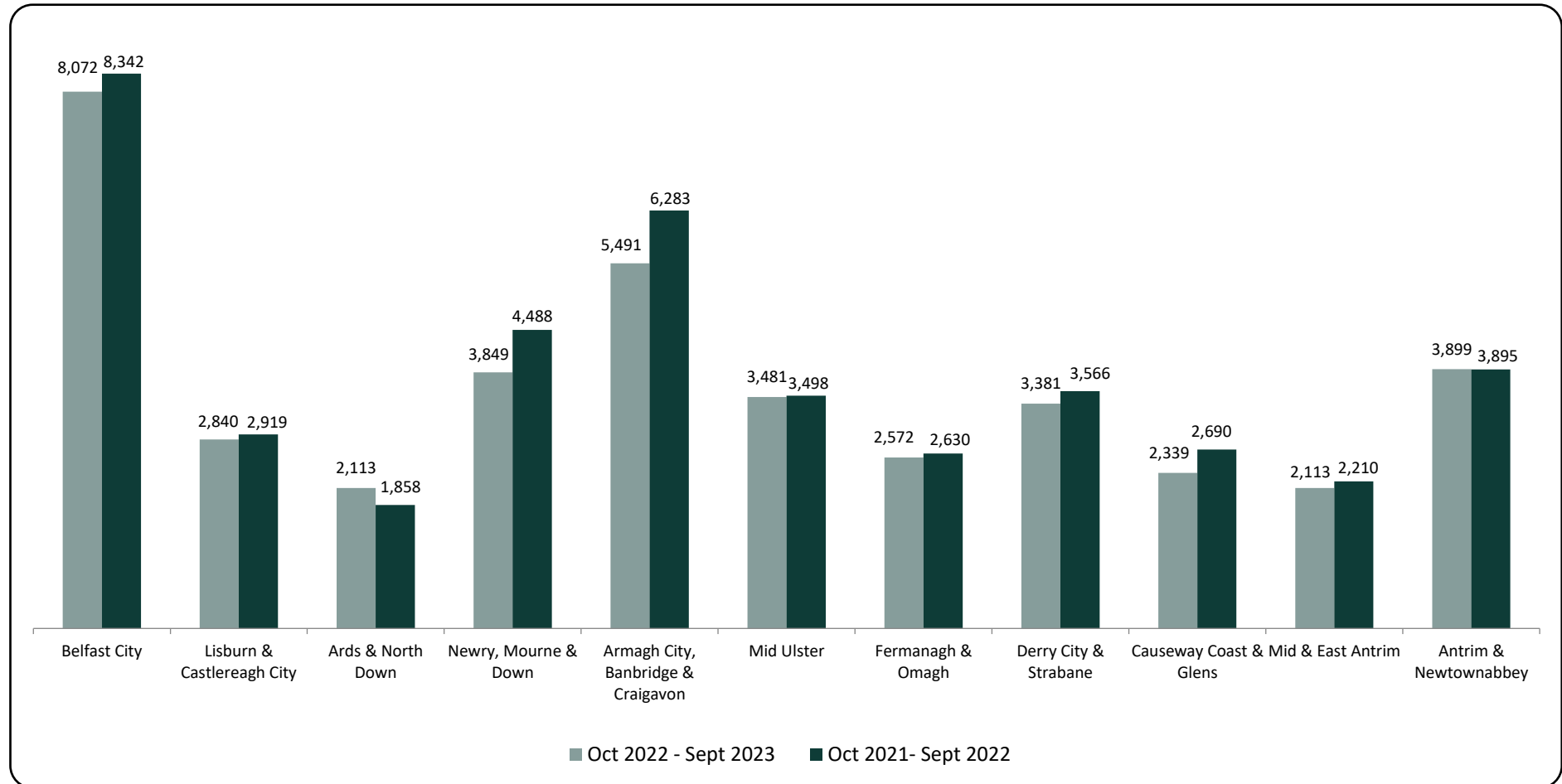


Figure 4 shows that 20% of motoring offences were detected in Belfast City District followed by a further 14% in Armagh City, Banbridge and Craigavon.

Figure 5: Rate of motoring offences per 10,000 population¹ aged 16+ by Policing District: 1st October 2022 – 30th September 2023



7. Further Information

A [User Guide](#) providing detailed information on the motoring offences statistics is available on the PSNI website.

[PSNI Official Statistics documentation](#) is available on the Official Statistics section of the PSNI website.

Referred for prosecution

Police led prosecutions for motoring offences occur when the offence is of a serious nature and has no corresponding fixed penalty or where multiple offences have occurred or where the alleged offender wishes to have the matter(s) heard at court. Where an offending driver has already accumulated a number of penalty points, to the extent that a driving disqualification is now in scope, such cases must be heard at court and will consequently also be subject of a prosecution.

Fixed penalty notices

Fixed penalties originated as an administrative way to deal with simple parking offences without referring such matters to the courts. Such was its success that it was identified as an efficient way to deal with minor road traffic offences and was expanded to encompass these matters in the mid-1980s. With the introduction of penalty points for traffic offences, the scheme was expanded to incorporate endorsable and non-endorsable offences.

Non-endorsable offences - meaning those which don't result in points on your licence incur a fine of £30. Fines for endorsable offences are £60 and three points. More serious offences such as driving without insurance can incur fines of up to £200 and six points. Other fixed penalty offences include No MOT (£60) or Vehicle Excise License (£60). Fine collection and revenue reporting are managed by the NI Courts Service.

The full list of offences and groups are published on the [motoring offences section](#) of the PSNI website.

Speed awareness courses

Speed awareness courses were introduced in Northern Ireland in 2010. Drivers, depending on the speed at which they were detected, can be offered an opportunity to attend a speed awareness course as an alternative to penalty points. The course which is available at eight locations throughout Northern Ireland and delivered and managed (currently online due to COVID-19) by an appointed contractor must be attended within a period of 120 days from the date of detection. Certain restrictions apply to who can qualify for the speed awareness course option.

Safer driver courses

Safer driver courses were introduced in Northern Ireland in May 2023 as an alternative disposal to the new fixed penalty notice for careless driving, subject to eligibility. See Careless Driving section below for more details.

Offence groups

An offence group is made up of many individual offences. For the full list of offences and groups see the [motoring offences section](#) of the PSNI website.

Careless driving

On Monday 15th May 2023, a fixed penalty notice was introduced in Northern Ireland for the offence of careless driving, which is committed when the driving falls below the standard expected of a competent and careful driver. Prior to this, there was no one single offence for careless driving in Northern Ireland. The penalty for the new offence is £100 and 3 penalty points. It currently cannot be issued in the case of a road traffic collision and is an available disposal for lower level offending including driving too close, unnecessarily staying in an overtaking lane or unnecessarily slow driving or braking.

The new careless driving offence is reported within the wider careless driving offence group which includes other offences such as overtaking on inside lane, driving on hard shoulder of motorway and reversing on motorway.

Construction and use

Construction and use offence group includes defective tyre, defective exhaust, excess noise, incorrect form of registration and no number plate offences.

L & R driver

L & R driver means learner and restricted driver offence group. Note the offence of L or R driver exceeding 45mph is included in the speeding group.

Miscellaneous

Miscellaneous offence group includes taxi related offences, tachograph and driver hours offences.

Non-driver

The non-driver offence group includes all aiding and abetting, permitting and causing offences. It also includes non-motor vehicle and pedestrian offences.

Speeding

This does not include driver's detected speeding through the NI Road Safety Partnership.

Vehicle TADA / tampering

Vehicle TADA means Vehicle taking and driving away.

Revisions

Figures for 2022 were finalised in March 2023. Figures from January 2023 onwards are currently provisional and subject to ongoing quality assurance and minor amendment, primarily due to the time taken to process all offences, particularly those referred for prosecution or completing a speed awareness course.

To demonstrate the scale of revisions, updated figures for January – August 2023 are provided in the table below:

	Last month publication	This month publication	Change	Percentage change
Endorsable Fixed Penalty	6,031	6,080	49	0.8
Non Endorsable Fixed Penalty	3,130	3,136	6	0.2
Referred for Prosecution	16,416	17,159	743	4.5
Speed Awareness Course	422	439	17	4.0
Safer Driving Course	138	142	4	2.9
Total	26,137	26,956	819	3.1