



**Police Service**  
of Northern Ireland



# Motoring Offence Statistics for Northern Ireland

## 1<sup>st</sup> December 2022 to 30<sup>th</sup> November 2023

**Date of Publication:**

25<sup>th</sup> January 2024

**Frequency:**

Monthly

**Issued by:**

PSNI Statistics Branch  
Lisnasharragh  
42 Montgomery Road  
Belfast  
BT6 9LD

Web: [PSNI Statistics](#)

[statistics@psni.police.uk](mailto:statistics@psni.police.uk)

[02890 650222](tel:02890650222) Ext. 24135

In the 12 months from 1<sup>st</sup> December 2022 to 30<sup>th</sup> November 2023:

- There were 39,402 detections for motoring offences in Northern Ireland, of which 98% were dealt with by means of a fixed penalty notice or referral for prosecution.
- The remaining 2% (880) resulted in the completion of a speed awareness or safer driver course.
- Total detections decreased by 8% on the 42,793 detections recorded in the previous 12 months, with a notable reduction in speeding offences which was down by 1,578 (22%).
- Conversely, insurance offences increased, albeit by a much lesser extent over the year (2%), making them the largest offence group recorded (7,179), which along with speeding (5,553) accounted for one-third of the total detections.
- The highest speed detected by PSNI officers in the latest 12 months was 144mph, on the M2, Belfast.

**Contents**

- 1. Things you need to know about this release ..... 3
- 2. Summary..... 4
- 3. Trends ..... 5
- 4. Age and Gender ..... 6
- 5. Offence Group ..... 7
- 6. Policing District ..... 10
- 7. Further Information..... 12

We welcome user feedback on these statistics. This can be sent to the email address on the cover page or by contacting us at the telephone number provided.

## 1. Things you need to know about this release

Motoring offence statistics for Northern Ireland are collated and produced by statisticians seconded to the Police Service of Northern Ireland (PSNI) from the Northern Ireland Statistics and Research Agency (NISRA).

[PSNI Official Statistics documentation](#) is available on the Official Statistics section of the PSNI website.

### Coverage

This report provides statistics on the number of motoring offences detected by police in Northern Ireland from 1<sup>st</sup> December 2022 – 30<sup>th</sup> November 2023. It does not include any detections by the NI Road Safety Partnership (NI RSP). Figures relating to such detections through the Partnership can be accessed via the following link – [NI RSP](#).

The range of disposals covered includes those offences dealt with by means of a fixed penalty notice (FPN), speed awareness course and referral for prosecution.

This report presents the most recent motoring offence statistics based on figures that were extracted on 22<sup>nd</sup> January 2023. Referred for prosecution figures from 1<sup>st</sup> January 2021 onwards remain provisional and therefore subject to amendment. The information is also available in tabular format in the [accompanying spreadsheets](#) on the PSNI website.

Background information and details of the offences included in each offence grouping can be found in the [Motoring Offence User Guide](#) on the PSNI website. Please note the figures refer to the number of offences and not the number of persons detected as a person can be detected for more than one offence.

### National Statistics Status

National Statistics status means that these statistics are accredited official statistics<sup>1</sup> that meet the highest standards of trustworthiness, quality and public value, and as producers, it is our responsibility to maintain compliance with these standards.

These accredited official statistics (Motoring offence statistics for Northern Ireland) were independently reviewed by the Office for Statistics Regulation in March 2020. They comply with the standards of trustworthiness, quality and value in the Code of Practice for Statistics and should be labelled 'accredited official statistics'.

Our statistical practice is regulated by the Office for Statistics Regulation (OSR). OSR sets the standards of trustworthiness, quality and value in the [Code of Practice for Statistics \(opens in a new window\)](#) that all producers of official statistics should adhere to. You are welcome to contact us directly with any comments about how we meet these standards by emailing [statistics@psni.police.uk](mailto:statistics@psni.police.uk). Alternatively, you can contact OSR by emailing [regulation@statistics.gov.uk](mailto:regulation@statistics.gov.uk) or via the [Office for Statistics Regulation website \(opens in a new window\)](#).

<sup>1</sup> Accredited official statistics are called National Statistics in the Statistics and Registration Service Act 2007. The Office for Statistics Regulation website provides further information on [Accredited official statistics](#).

### Uses of the statistics

Uses of the statistics, based on user engagement, information requests and satisfaction survey feedback include policy making and policy monitoring, performance monitoring, and public interest, by a range of users including PSNI, Policing and Community Safety Partnerships (PCSPs), media and academics.

More detail can be found in the Motoring Offence User Guide which can be accessed via the [motoring offences](#) statistics web page on the PSNI website.

### Related statistics

Sources of motoring offences data for other domains include [An Garda Síochána - Republic of Ireland](#) and [England and Wales](#). Related statistics include [Injury road traffic collision statistics](#) and [NI Road Safety Partnership](#) statistics.

## 2. Summary

Table 1 shows that, over the last 12 months:

- The number of motoring offences detected decreased by 8% to 39,402
- Offences referred for prosecution fell by 9%
- Endorsable fixed penalties decreased by 10%
- Number of speed awareness courses decreased by 32%

**Table 1 Number of motoring offences by disposal type, 1<sup>st</sup> December 2021 – 30<sup>th</sup> November 2023\***

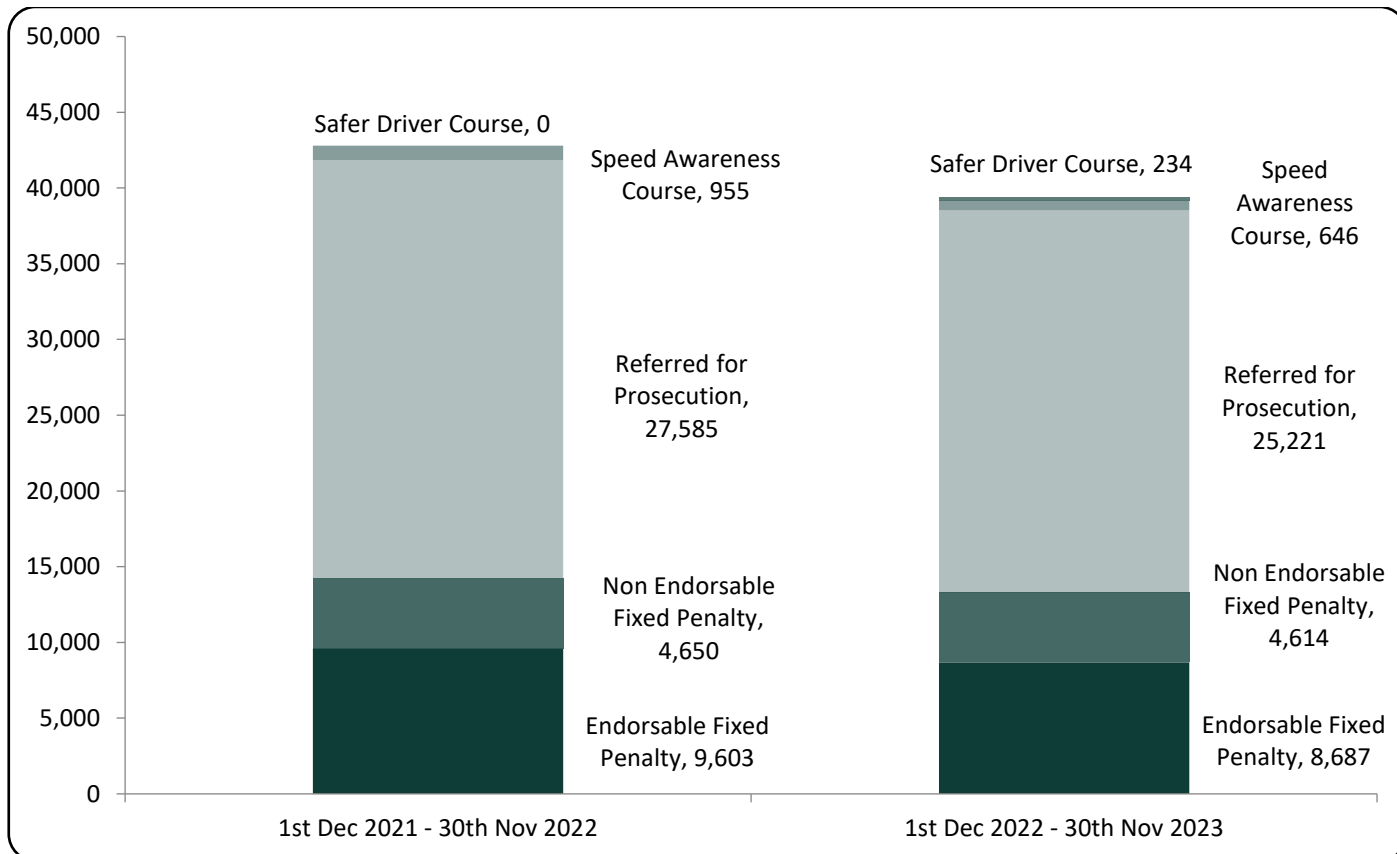
	1 <sup>st</sup> Dec 2021 – 30 <sup>th</sup> Nov 2022	1 <sup>st</sup> Dec 2022 – 30 <sup>th</sup> Nov 2023	Change over last 12 months	Percentage change over last 12 months
Endorsable Fixed Penalty	9,603	8,687	-916	-10
Non Endorsable Fixed Penalty	4,650	4,614	-36	-1
Referred for Prosecution	27,585	25,221	-2,364	-9
Speed Awareness Course	955	646	-309	-32
Safer Driver Course	0	234	234	N/A
<b>Total</b>	<b>42,793</b>	<b>39,402</b>	<b>-3,391</b>	<b>-8</b>

\*Figures are provisional and subject to change.

1. Note that not all detections in the most recent few months will have been processed as yet, particularly those referred for prosecution. This is especially relevant to the December publication due to the data being extracted from systems earlier to facilitate publication of the figures prior to the holiday period.

2. Safer driver courses were introduced in Northern Ireland in May 2023 as an alternative disposal to the new fixed penalty notice for careless driving.

**Figure 1 Comparisons of disposal types for motoring offences between 1<sup>st</sup> December 2021 – 30<sup>th</sup> November 2022 and 1<sup>st</sup> December 2022 – 30<sup>th</sup> November 2023**



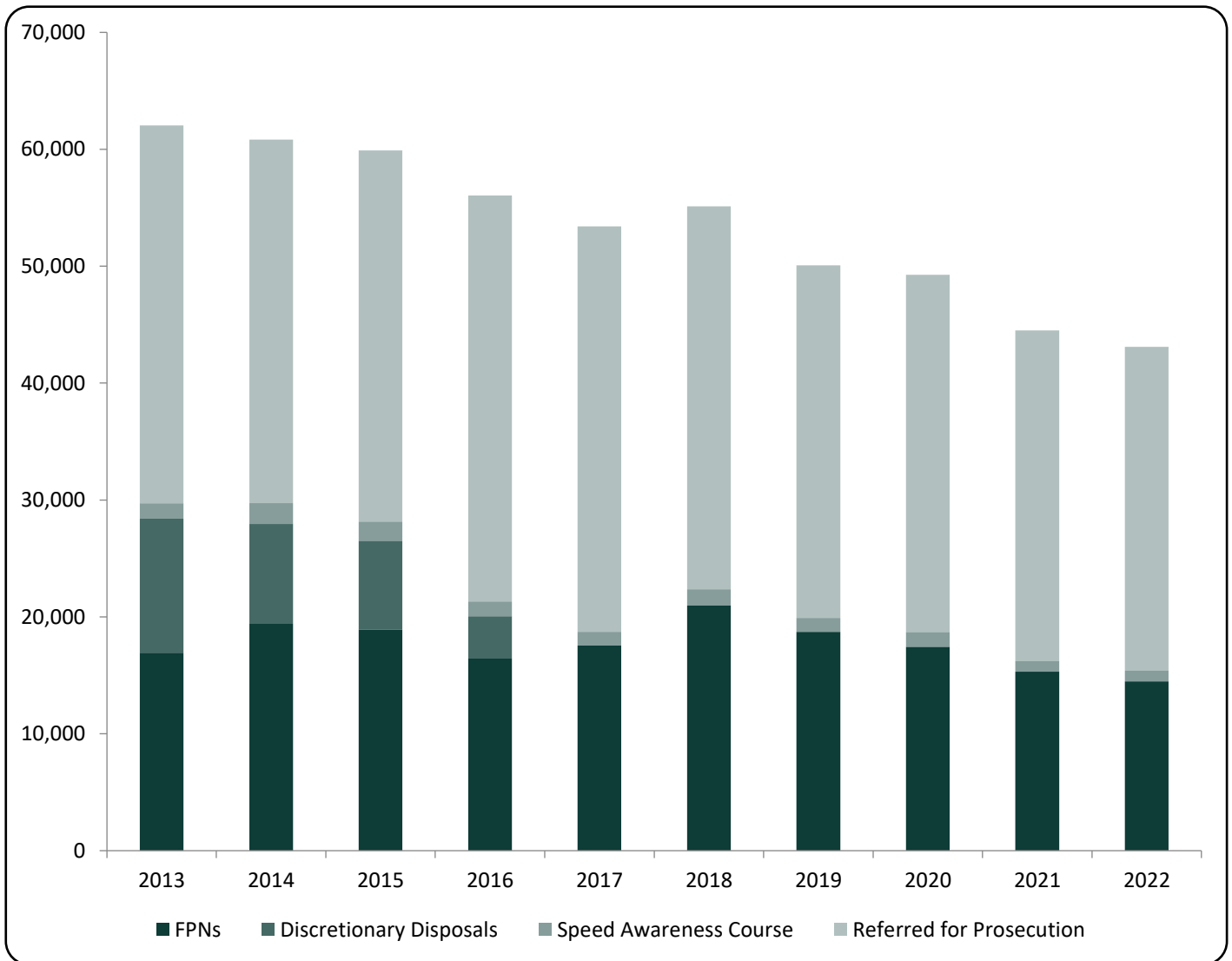
Note that not all detections in the most recent months will have been processed at this time, particularly those referred for prosecution.

### 3. Trends

The number of motoring offences have been generally decreasing over a 10 year period from a total of 62,051 recorded in 2013 to 43,095 recorded in 2022 (see figure 2).

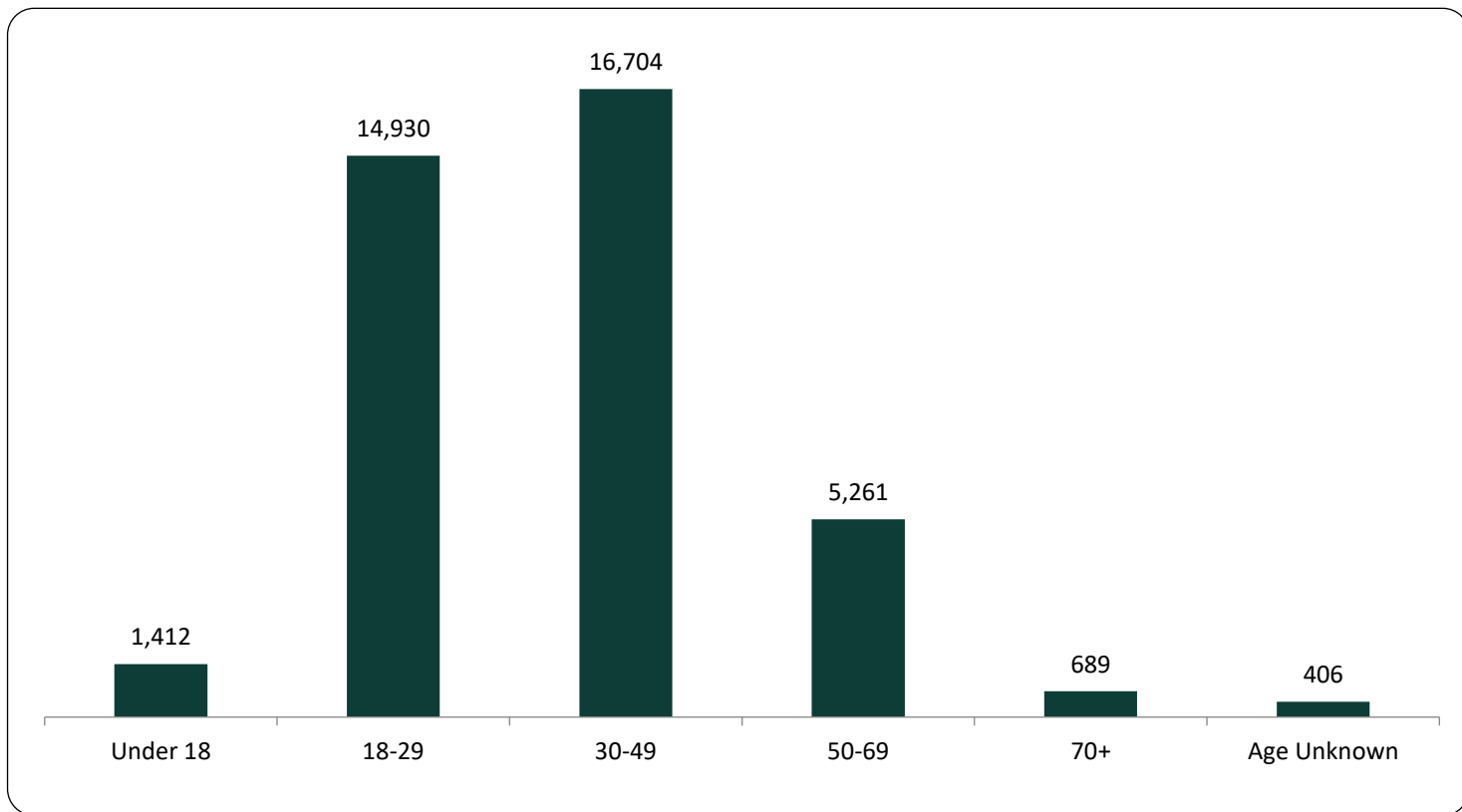
Discretionary disposals were introduced during 2011 as an alternative method of disposal for dealing with motoring offences but were removed on 31<sup>st</sup> July 2016.

**Figure 2 Number of motoring offences by disposal type: 1<sup>st</sup> January 2013 – 31<sup>st</sup> December 2022**



## 4. Age and Gender

Figure 3 Number of motoring offences by age: 1<sup>st</sup> December 2022 – 30<sup>th</sup> November 2023



- Figure 3 shows that those aged 30-49 years old accounted for over two fifths of motoring offences detected between 1<sup>st</sup> December 2022 and 30<sup>th</sup> November 2023 where age is known, followed by those aged 18-29 (38%). Almost all (99%) of the unknown ages refer to non endorsable offences, which can be issued in the absence of the offender and do not require licence details to process, for example parking offences.
- Males accounted for 8 in 10 of all motoring offences detected between 1<sup>st</sup> December 2022 and 30<sup>th</sup> November 2023.

## 5. Offence Group

**Table 2 Number of motoring offences by gender, age band and offence group<sup>1</sup>**  
**1<sup>st</sup> December 2022 – 30<sup>th</sup> November 2023\***

	Female	Male	Other / Unknown	Under 18	18-29	30-49	50-69	70+	Age Unknown	Total
Breach of signs & signals	43	131	1	3	41	78	41	7	5	175
Careless driving	950	3,606	6	109	1,546	1,811	898	194	4	4,562
Construction & use	344	2,618	16	160	1,878	662	240	12	26	2,978
Dangerous driving	151	1,310	4	68	716	531	128	20	2	1,465
Drink or drug driving	603	2,348	0	28	866	1,529	493	35	0	2,951
Driving licence	425	2,543	5	115	1,039	1,443	333	43	0	2,973
Driving whilst disqualified	128	972	2	120	294	574	109	5	0	1,102
Failing to stop / remain / report collision	370	1,964	3	57	788	1,059	340	93	0	2,337
Fraudulent use / declaration	24	186	0	3	74	96	35	2	0	210
Insurance	1,382	5,793	4	236	2,676	3,436	748	83	0	7,179
L & R driver	255	1,445	1	151	792	621	127	10	0	1,701
Miscellaneous	84	779	1	75	330	359	83	6	11	864
Mobile phone	235	1,080	0	5	309	686	296	19	0	1,315
Non-driver	222	352	2	15	214	257	85	5	0	576
Parking	357	576	44	3	282	215	114	21	342	977
Seatbelt	122	578	4	16	235	320	106	24	3	704
Speeding	1,546	4,006	1	127	2,164	2,238	929	94	1	5,553
Vehicle TADA / tampering	112	856	1	106	382	430	47	4	0	969
Vehicle test certificate	146	665	0	15	304	359	109	12	12	811
<b>Total</b>	<b>7,499</b>	<b>31,808</b>	<b>95</b>	<b>1,412</b>	<b>14,930</b>	<b>16,704</b>	<b>5,261</b>	<b>689</b>	<b>406</b>	<b>39,402</b>

\* Figures are provisional and subject to change. <sup>1</sup> Please refer to section 7 for more detail regarding the offence groups.

- Table 1 shows a decrease of 8% in the number of endorsable tickets issued in past 12 months when compared with previous 12 months, which was primarily due to lower numbers of speeding and mobile phone offences detected.
- Table 2 shows that the largest offence group recorded was insurance offences with a total of 7,179 detections, this was an increase of 2% on the number recorded in the previous 12 months. For the period 1<sup>st</sup> December 2022 to 30<sup>th</sup> November 2023 insurance offences accounted for 18% of all detections for motoring offences.
- Speeding offences accounted for 14% of all offences in the current period. The total number of such offences decreased by 1,578 (22%) since the previous year, to 5,553 between December 2022 and November 2023.
- The highest speed recorded by PSNI officers in the latest 12 months was 144mph, on the M2, Belfast.
- In the latest 12 months, the NI Road Safety Partnership detected more than twelve times more speeding offences than the PSNI (69,383).
- Three out of the nineteen offence groups reported an increase in the number of detections over the year, including insurance and construction & use.
- Mobile phone offences showed a decrease of over one-quarter over the 12 month period, reducing by 26% (452 detections).
- Over half of those detected for mobile phone offences were age 30-49.
- Over one-fifth of all female detections was for speeding offences.
- Two-fifths of those detected for insurance offences were aged under 30.



**Table 3 Number of motoring offences by month and offence group<sup>1</sup>, 1<sup>st</sup> December 2021 – 30<sup>th</sup> November 2023\***

<b>Offence group</b>	<b>Dec 2022</b>	<b>Jan 2023</b>	<b>Feb 2023</b>	<b>Mar 2023</b>	<b>Apr 2023</b>	<b>May 2023</b>	<b>Jun 2023</b>	<b>Jul 2023</b>	<b>Aug 2023</b>	<b>Sept 2023</b>	<b>Oct 2023</b>	<b>Nov 2023</b>	<b>Dec 2022 - Nov 2023</b>	<b>Dec 2021 - Nov 2022</b>	<b>Change over last 12 months Number</b>	<b>Change over last 12 months %</b>
Breach of signs & signals	30	9	18	9	15	3	15	18	7	4	24	23	175	253	-78	-31
Careless driving	386	385	377	360	402	409	450	411	394	341	361	286	4,562	4,554	8	0
Construction & use	249	235	164	232	294	241	279	340	278	239	233	194	2,978	2,776	202	7
Dangerous driving	131	132	97	136	151	141	127	148	125	100	93	84	1,465	1,624	-159	-10
Drink or drug driving	293	227	229	252	298	256	230	301	223	251	207	184	2,951	3,100	-149	-5
Driving licence	293	262	229	282	302	234	259	289	267	209	195	152	2,973	3,366	-393	-12
Driving whilst disqualified	84	104	68	96	111	94	91	112	102	91	70	79	1,102	1,124	-22	-2
Failing to stop / remain / report collision	252	218	202	173	273	183	195	223	166	178	136	138	2,337	2,613	-276	-11
Fraudulent use / declaration	22	18	11	17	16	22	21	27	18	17	14	7	210	272	-62	-23
Insurance	623	651	505	651	757	527	577	651	632	549	516	540	7,179	7,060	119	2
L & R driver	147	169	137	136	193	139	135	145	162	117	121	100	1,701	1,813	-112	-6
Miscellaneous	81	80	52	71	93	69	71	84	88	62	76	37	864	985	-121	-12
Mobile phone	105	145	108	101	134	111	127	101	113	93	92	85	1,315	1,767	-452	-26
Non-driver	49	75	43	47	46	48	52	53	55	46	34	28	576	594	-18	-3
Parking	70	101	68	55	87	85	124	96	97	67	59	68	977	1,028	-51	-5
Seatbelt	39	38	41	67	65	67	83	77	80	55	51	41	704	731	-27	-4
Speeding	357	464	438	472	480	520	510	646	446	327	331	562	5,553	7,131	-1,578	-22
Vehicle TADA / tampering	80	96	101	78	99	79	92	86	84	85	38	51	969	1,074	-105	-10
Vehicle test certificate	60	59	59	86	78	80	53	77	60	63	61	75	811	928	-117	-13
<b>Total</b>	<b>3,351</b>	<b>3,468</b>	<b>2,947</b>	<b>3,321</b>	<b>3,894</b>	<b>3,308</b>	<b>3,491</b>	<b>3,885</b>	<b>3,397</b>	<b>2,894</b>	<b>2,712</b>	<b>2,734</b>	<b>39,402</b>	<b>42,793</b>	<b>-3,391</b>	<b>-8</b>

\* Figures are provisional and subject to change.

<sup>1</sup> Please refer to section 7 for more detail regarding the offence groups.

## 6. Policing District

Figure 4: Number of motoring offences by Policing District: 1<sup>st</sup> December 2021 – 30<sup>th</sup> November 2023

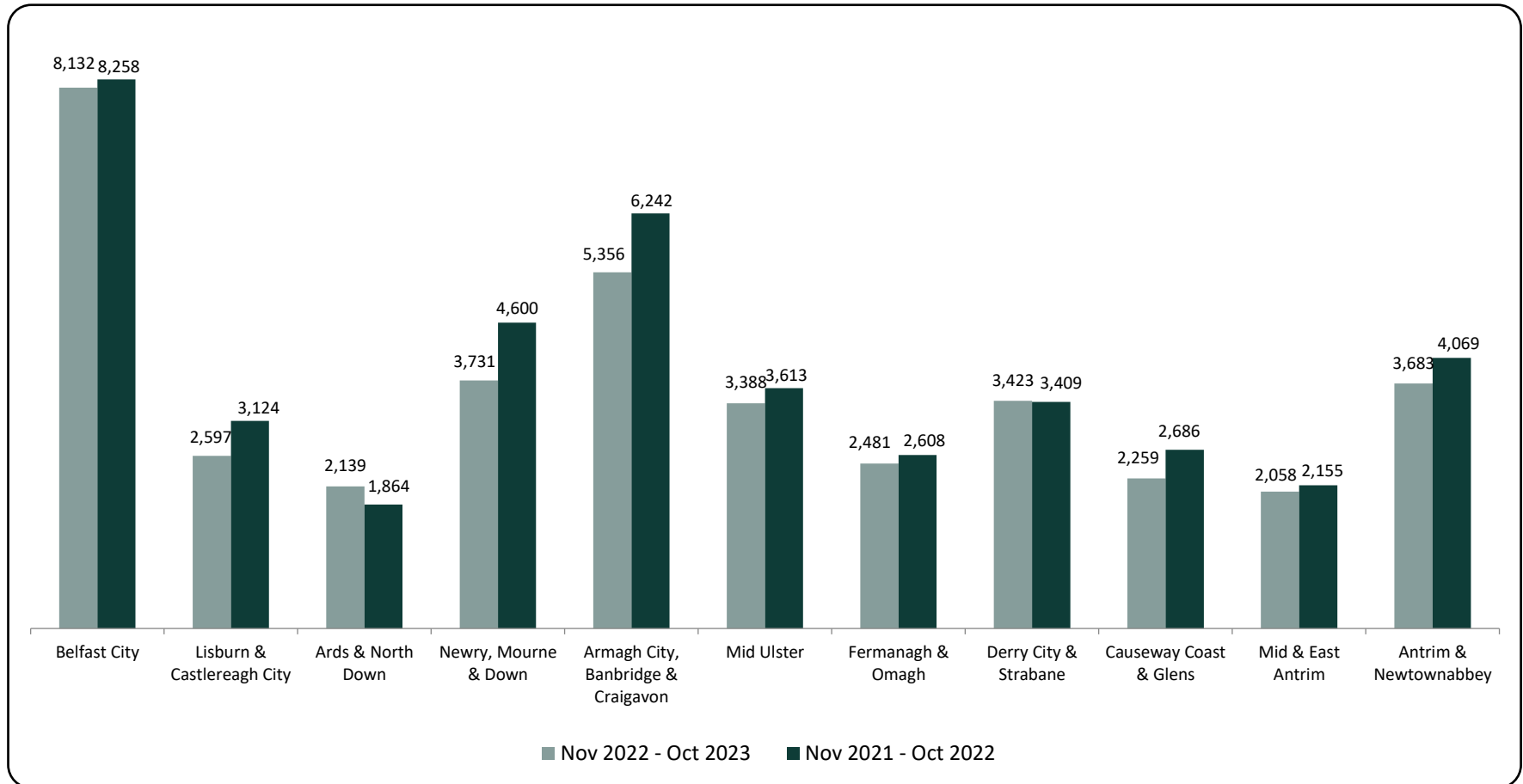
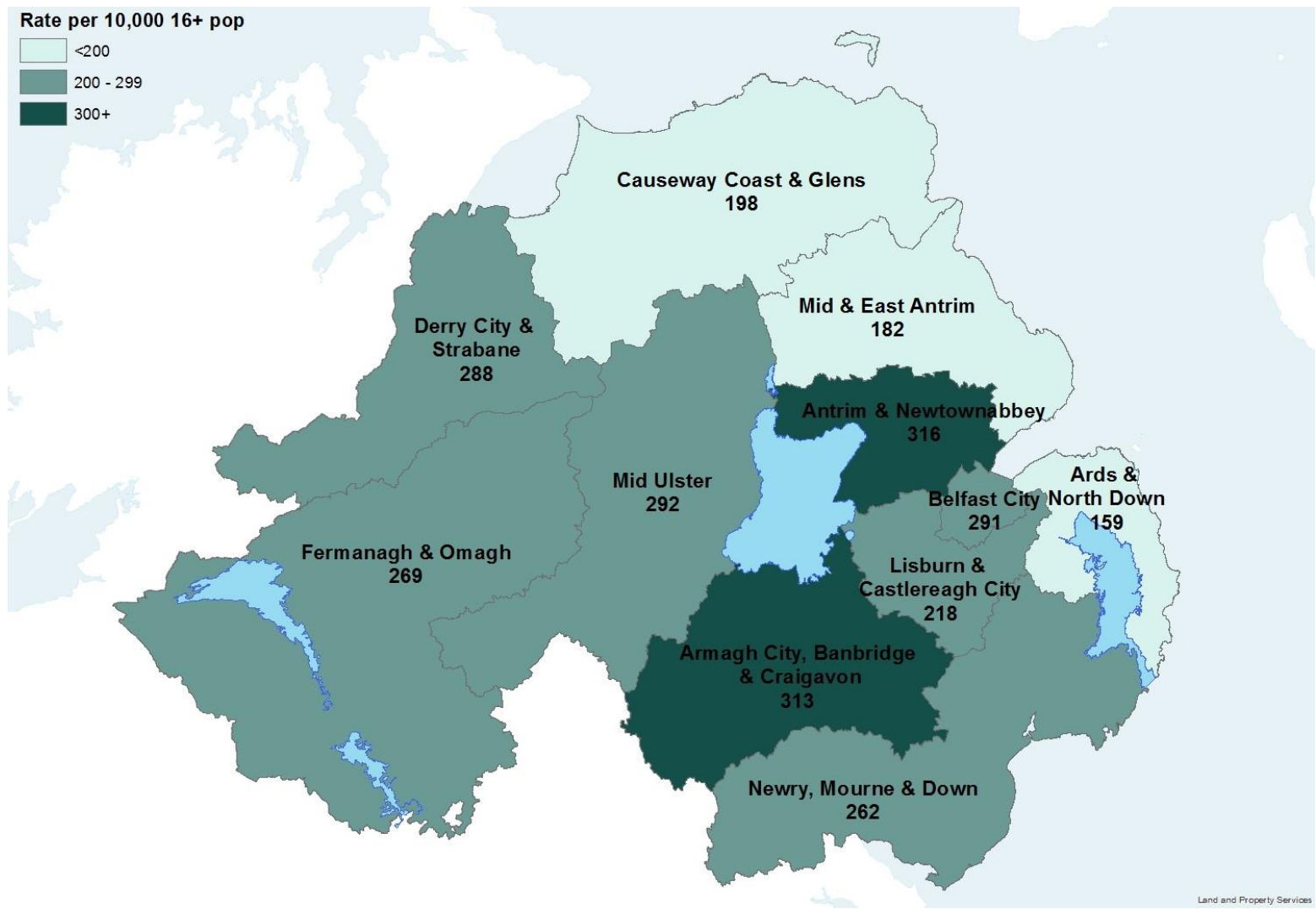


Figure 4 shows that 21% of motoring offences were detected in Belfast City District followed by a further 14% in Armagh City, Banbridge and Craigavon.

Figure 5: Rate of motoring offences per 10,000 population<sup>1</sup> aged 16+ by Policing District: 1<sup>st</sup> December 2022 – 30<sup>th</sup> November 2023



## 7. Further Information

A [User Guide](#) providing detailed information on the motoring offences statistics is available on the PSNI website.

[PSNI Official Statistics documentation](#) is available on the Official Statistics section of the PSNI website.

### Referred for prosecution

Police led prosecutions for motoring offences occur when the offence is of a serious nature and has no corresponding fixed penalty or where multiple offences have occurred or where the alleged offender wishes to have the matter(s) heard at court. Where an offending driver has already accumulated a number of penalty points, to the extent that a driving disqualification is now in scope, such cases must be heard at court and will consequently also be subject of a prosecution.

### Fixed penalty notices

Fixed penalties originated as an administrative way to deal with simple parking offences without referring such matters to the courts. Such was its success that it was identified as an efficient way to deal with minor road traffic offences and was expanded to encompass these matters in the mid-1980s. With the introduction of penalty points for traffic offences, the scheme was expanded to incorporate endorsable and non-endorsable offences.

Non-endorsable offences - meaning those which don't result in points on your licence incur a fine of £30. Fines for endorsable offences are £60 and three points. More serious offences such as driving without insurance can incur fines of up to £200 and six points. Other fixed penalty offences include No MOT (£60) or Vehicle Excise License (£60). Fine collection and revenue reporting are managed by the NI Courts Service.

The full list of offences and groups are published on the [motoring offences section](#) of the PSNI website.

### Speed awareness courses

Speed awareness courses were introduced in Northern Ireland in 2010. Drivers, depending on the speed at which they were detected, October be offered an opportunity to attend a speed awareness course as an alternative to penalty points. The course which is available at eight locations throughout Northern Ireland and delivered and managed (currently online due to COVID-19) by an appointed contractor must be attended within a period of 120 days from the date of detection. Certain restrictions apply to who can qualify for the speed awareness course option.

### Safer driver courses

Safer driver courses were introduced in Northern Ireland in May 2023 as an alternative disposal to the new fixed penalty notice for careless driving, subject to eligibility. See Careless Driving section below for more details.

### Offence groups

An offence group is made up of many individual offences. For the full list of offences and groups see the [motoring offences section](#) of the PSNI website.

### Careless driving

On Monday 15<sup>th</sup> May 2023, a fixed penalty notice was introduced in Northern Ireland for the offence of careless driving, which is committed when the driving falls below the standard expected of a competent and careful driver. Prior to this, there was no one single offence for careless driving in Northern Ireland. The penalty for the new offence is £100 and 3 penalty points. It currently cannot be issued in the case of a road traffic collision and is an available disposal for lower level offending including driving too close, unnecessarily staying in an overtaking lane or unnecessarily slow driving or braking.

The new careless driving offence is reported within the wider careless driving offence group which includes other offences such as overtaking on inside lane, driving on hard shoulder of motorway and reversing on motorway.

## Construction and use

Construction and use offence group includes defective tyre, defective exhaust, excess noise, incorrect form of registration and no number plate offences.

## L & R driver

L & R driver means learner and restricted driver offence group. Note the offence of L or R driver exceeding 45mph is included in the speeding group.

## Miscellaneous

Miscellaneous offence group includes taxi related offences, tachograph and driver hours offences.

## Non-driver

The non-driver offence group includes all aiding and abetting, permitting and causing offences. It also includes non-motor vehicle and pedestrian offences.

## Speeding

This does not include driver's detected speeding through the NI Road Safety Partnership.

## Vehicle TADA / tampering

Vehicle TADA means Vehicle taking and driving away.

## Revisions

Figures for 2022 were finalised in March 2023. Figures from January 2023 onwards are currently provisional and subject to ongoing quality assurance and minor amendment, primarily due to the time taken to process all offences, particularly those referred for prosecution or completing a speed awareness course.

To demonstrate the scale of revisions, updated figures for January – October 2023 are provided in the table below:

	Last month publication	This month publication	Change	Percentage change
Endorsable Fixed Penalty	7,262	7,303	41	0.6
Non Endorsable Fixed Penalty	3,853	3,868	15	0.4
Referred for Prosecution	20,653	21,412	759	3.7
Speed Awareness Course	513	522	9	1.8
Safer Driving Course	209	212	3	1.4
<b>Total</b>	<b>32,490</b>	<b>33,317</b>	<b>827</b>	<b>2.5</b>