



**Police Service**  
of Northern Ireland



# Motoring Offence Statistics for Northern Ireland

## 1<sup>st</sup> July 2023 to 30<sup>th</sup> June 2024

**Date of Publication:**

5<sup>th</sup> September 2024

**Frequency:**


Monthly

**Issued by:**

PSNI Statistics Branch  
Lisnasharragh  
42 Montgomery Road  
Belfast  
BT6 9LD

Web: [PSNI Statistics](https://psni.statistics.nisra.gov.uk/)

 [statistics@psni.police.uk](mailto:statistics@psni.police.uk)

 02890 650222 Ext. 24135

In the 12 months from 1<sup>st</sup> July 2023 to 30<sup>th</sup> June 2024:

- There were 37,670 detections for motoring offences in Northern Ireland, of which 97% were dealt with by means of a fixed penalty notice or referral for prosecution.
- The remaining 3% (1,183) resulted in the completion of a speed awareness or safer driver course.
- Total detections decreased by 14% on the 43,947 detections recorded in the previous 12 months, with a notable reduction in speeding offences which was down by 1,539 (23%).
- All of the 19 offence groups showed decreases in detections over the year.
- The largest offence group was insurance offences with 6,888 which along with speeding (5,189) accounted for one-third of the total detections.
- The highest speed detected by PSNI officers in the latest 12 months was 149mph, on the M2 Foreshore, Belfast.



Contents

- 1. Things you need to know about this release .....3
- 2. Summary.....4
- 3. Trends .....5
- 4. Age and Gender .....6
- 5. Offence Group .....7
- 6. Policing District .....10
- 7. Further Information.....12

We welcome user feedback on these statistics. This can be sent to the email address on the cover page or by contacting us at the telephone number provided.

## 1. Things you need to know about this release

Motoring offence statistics for Northern Ireland are collated and produced by statisticians seconded to the Police Service of Northern Ireland (PSNI) from the Northern Ireland Statistics and Research Agency (NISRA).

[PSNI Official Statistics documentation](#) is available on the Official Statistics section of the PSNI website.

### Coverage

This report provides statistics on the number of motoring offences detected by police in Northern Ireland from 1<sup>st</sup> July 2023 – 30<sup>th</sup> June 2024. It does not include any detections by the NI Road Safety Partnership (NI RSP). Figures relating to such detections through the Partnership can be accessed via the following link – [NI RSP](#).

The range of disposals covered includes those offences dealt with by means of a fixed penalty notice (FPN), speed awareness course and referral for prosecution.

This report presents the most recent motoring offence statistics based on figures extracted on 2<sup>nd</sup> September 2024. Referred for prosecution figures from 1<sup>st</sup> January 2022 onwards remain provisional and therefore subject to amendment, as do the remaining disposals for the 2024 period only. The information is also available in tabular format in the [accompanying spreadsheets](#) on the PSNI website.

Background information and details of the offences included in each offence grouping can be found in the [Motoring Offence User Guide](#) on the PSNI website. Please note the figures refer to the number of offences and not the number of persons detected as a person can be detected for more than one offence.

### Accredited Official Statistics

[Accredited Official Statistics](#)<sup>1</sup> are official statistics that have been independently reviewed by Office for Statistics Regulation (OSR) and confirmed to comply with the standards of trustworthiness, quality and value in the [Code of Practice for Statistics](#). Producers of accredited official statistics are legally required to ensure they maintain compliance with the Code. Accredited official statistics are called National Statistics in the Statistics and Registration Service Act 2007.

These accredited official statistics were independently reviewed by the Office for Statistics Regulation in March 2020. They comply with the standards of trustworthiness, quality and value in the Code of Practice for Statistics and should be labelled 'accredited official statistics'.

Our statistical practice is regulated by the Office for Statistics Regulation (OSR). OSR sets the standards of trustworthiness, quality and value in the Code of Practice for Statistics that all producers of official statistics should adhere to. You are welcome to contact us directly with any comments about how we meet these standards by emailing [statistics@psni.police.uk](mailto:statistics@psni.police.uk). Alternatively, you can contact OSR by emailing [regulation@statistics.gov.uk](mailto:regulation@statistics.gov.uk) or via the [Office for Statistics Regulation website](#).

<sup>1</sup> From 7 June 2024 the Accredited Official Statistics badge replaced the National Statistics badge.

### Uses of the statistics

Uses of the statistics, based on user engagement, information requests and satisfaction survey feedback include policy making and policy monitoring, performance monitoring, and public interest, by a range of users including PSNI, Policing and Community Safety Partnerships (PCSPs), media and academics.

More detail can be found in the Motoring Offence User Guide which can be accessed via the [motoring offences](#) statistics web page on the PSNI website.

### Related statistics

Sources of motoring offences data for other domains include [An Garda Síochána - Republic of Ireland](#) and [England and Wales](#). Related statistics include [Injury road traffic collision statistics](#) and [NI Road Safety Partnership](#) statistics.

## 2. Summary

Table 1 shows that, over the last 12 months:

- The number of motoring offences detected decreased by 14% to 37,670
- Offences referred for prosecution fell by 14%
- Endorsable fixed penalties decreased by 19%
- Number of speed awareness courses decreased by 6%

**Table 1 Number of motoring offences by disposal type, 1<sup>st</sup> July 2022 – 30<sup>th</sup> June 2024\***

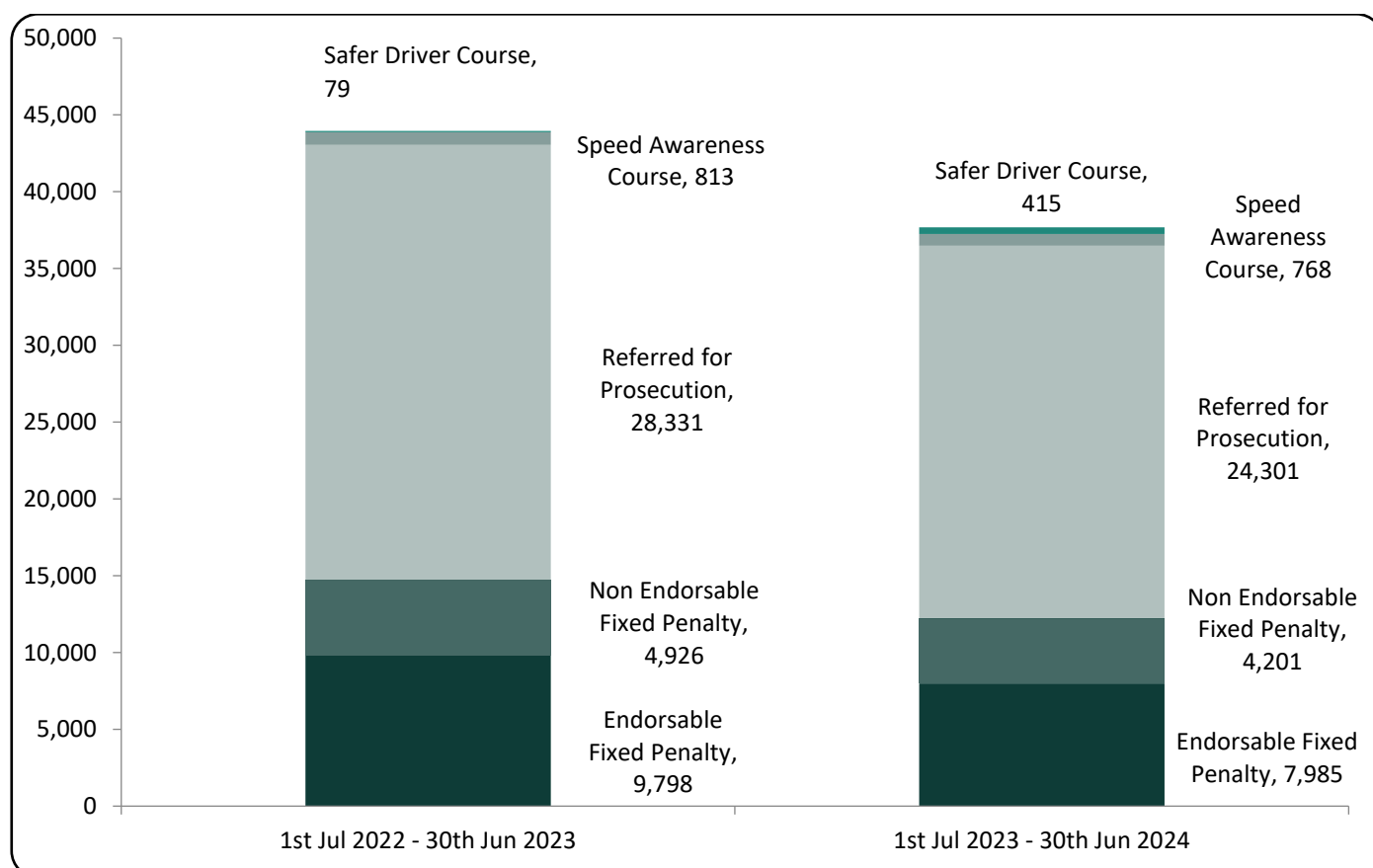
	1 <sup>st</sup> Jul 2022 – 30 <sup>th</sup> Jun 2023	1 <sup>st</sup> Jul 2023 – 30 <sup>th</sup> Jun 2024	Change over last 12 months	Percentage change over last 12 months
Endorsable Fixed Penalty	9,798	7,985	-1,813	-19
Non Endorsable Fixed Penalty	4,926	4,201	-725	-15
Referred for Prosecution	28,331	24,301	-4,030	-14
Speed Awareness Course	813	768	-45	-6
Safer Driver Course	79	415	336	N/A
<b>Total</b>	<b>43,947</b>	<b>37,670</b>	<b>-6,277</b>	<b>-14</b>

\*Figures are provisional and subject to change.

1. Note that not all detections in the most recent few months will have been processed as yet, particularly those referred for prosecution.

2. Safer driver courses were introduced in Northern Ireland in May 2023 as an alternative disposal to the new fixed penalty notice for careless driving.

**Figure 1 Comparisons of disposal types for motoring offences between 1<sup>st</sup> July 2022 – 30<sup>th</sup> June 2023 and 1<sup>st</sup> July 2023 – 30<sup>th</sup> June 2024**



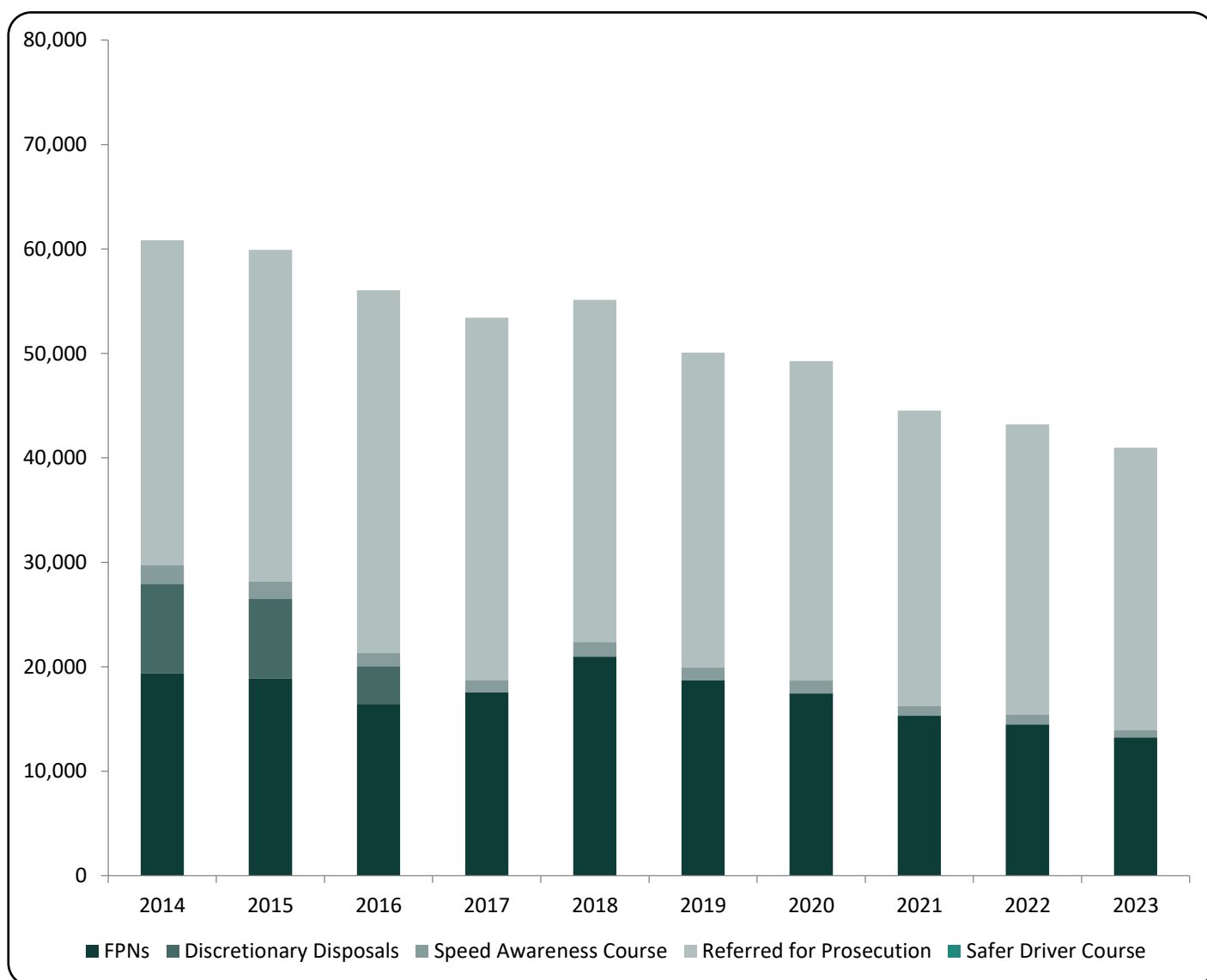
Note that not all detections in the most recent months will have been processed at this time, particularly those referred for prosecution.

### 3. Trends

The number of motoring offences have been generally decreasing over a 10 year period from a total of 60,838 recorded in 2014 to 41,257 recorded in 2023 (see figure 2).

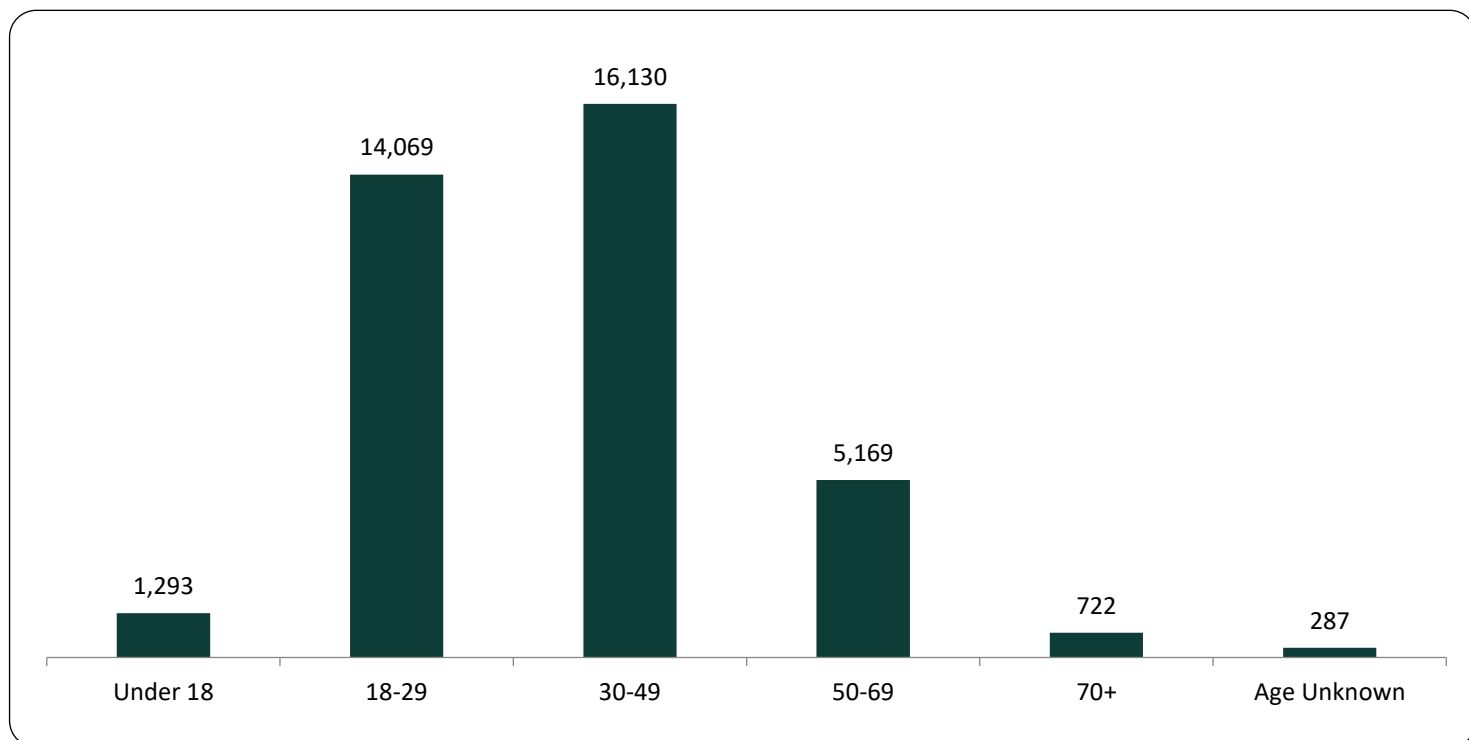
Discretionary disposals were introduced during 2011 as an alternative method of disposal for dealing with motoring offences but were removed on 31<sup>st</sup> July 2016. Safer driver courses were introduced in Northern Ireland in May 2023 as an alternative disposal to the new fixed penalty notice for careless driving.

**Figure 2 Number of motoring offences by disposal type: 1<sup>st</sup> January 2014 – 31<sup>st</sup> December 2023**



## 4. Age and Gender

**Figure 3 Number of motoring offences by age: 1<sup>st</sup> July 2023 – 30<sup>th</sup> June 2024**



- Figure 3 shows that those aged 30-49 years old accounted for over two fifths of motoring offences detected between 1<sup>st</sup> July 2023 and 30<sup>th</sup> June 2024 where age is known, followed by those aged 18-29 (38%). Almost all (99%) of the unknown ages refer to non endorsable offences, which can be issued in the absence of the offender and do not require licence details to process, for example parking offences.
- Males accounted for 8 in 10 of all motoring offences detected between 1<sup>st</sup> July 2023 and 30<sup>th</sup> June 2024.

## 5. Offence Group

**Table 2 Number of motoring offences by gender, age band and offence group<sup>1</sup>**  
**1<sup>st</sup> July 2023 – 30<sup>th</sup> June 2024\***

	Female	Male	Other / Unknown	Under 18	18-29	30-49	50-69	70+	Age Unknown	Total
Breach of signs & signals	41	150	2	3	50	78	47	13	2	<b>193</b>
Careless driving	896	3574	5	133	1482	1770	883	205	2	<b>4,475</b>
Construction & use	369	2535	12	159	1838	669	212	13	25	<b>2,916</b>
Dangerous driving	165	1,328	3	86	756	491	145	18	0	<b>1,496</b>
Drink or drug driving	587	2,405	4	28	808	1,595	527	38	0	<b>2,996</b>
Driving licence	416	2,283	5	106	909	1,342	303	43	1	<b>2,704</b>
Driving whilst disqualified	110	1,037	1	87	348	588	118	7	0	<b>1,148</b>
Failing to stop / remain / report collision	362	1,917	0	68	734	1,013	367	97	0	<b>2,279</b>
Fraudulent use / declaration	27	181	1	4	65	99	37	4	0	<b>209</b>
Insurance	1,284	5,588	16	191	2,592	3,279	735	91	0	<b>6,888</b>
L & R driver	213	1,323	7	105	683	612	131	12	0	<b>1,543</b>
Miscellaneous	85	822	1	92	362	339	94	12	9	<b>908</b>
Mobile phone	204	926	0	4	270	596	241	19	0	<b>1,130</b>
Non-driver	211	308	1	10	178	258	67	7	0	<b>520</b>
Parking	278	421	24	2	209	174	98	14	226	<b>723</b>
Seatbelt	119	526	1	14	202	321	90	16	3	<b>646</b>
Speeding	1,432	3,757	0	107	1,920	2,149	912	100	1	<b>5,189</b>
Vehicle TADA / tampering	95	821	1	82	375	393	64	3	0	<b>917</b>
Vehicle test certificate	154	636	0	12	288	364	98	10	18	<b>790</b>
<b>Total</b>	<b>7,048</b>	<b>30,538</b>	<b>84</b>	<b>1,293</b>	<b>14,069</b>	<b>16,130</b>	<b>5,169</b>	<b>722</b>	<b>287</b>	<b>37,670</b>

\* Figures are provisional and subject to change. <sup>1</sup> Please refer to section 7 for more detail regarding the offence groups.

- Table 1 shows a decrease of 19% in the number of endorsable tickets issued in past 12 months when compared with previous 12 months, which was primarily due to lower numbers of speeding offences detected.
- Table 2 shows that the largest offence group recorded was insurance offences with a total of 6,888 detections, this was a 9% decrease on the number recorded in the previous 12 months. For the period 1<sup>st</sup> July 2023 to 30<sup>th</sup> June 2024 insurance offences accounted for 18% of all detections for motoring offences.
- Speeding offences accounted for 14% of all offences in the current period. The total number of such offences decreased by 1,539 (23%) since the previous year, to 5,189 between July 2023 and June 2024.
- The highest speed recorded by PSNI officers in the latest 12 months was 149mph, on the M2 Foreshore, Belfast.
- In the latest 12 months, the NI Road Safety Partnership detected over fourteen times more speeding offences than the PSNI (73,811).
- All of the 19 offence groups showed decreases in detections over the year.
- Mobile phone offences showed a decrease of almost one-third over the 12 month period, reducing by 32% (520 detections).
- Over half of those detected for mobile phone offences were age 30-49.
- One-fifth of all female detections was for speeding offences.
- Two-fifths of those detected for insurance offences were aged under 30.



**Table 3 Number of motoring offences by month and offence group<sup>1</sup>, 1<sup>st</sup> July 2022 – 30<sup>th</sup> June 2024\***

Offence group	Jul 2023	Aug 2023	Sept 2023	Oct 2023	Nov 2023	Dec 2023	Jan 2024	Feb 2024	Mar 2024	Apr 2024	May 2024	June 2024	Jul 2022 – Jun 2023	Jul 2023 – Jun 2024	Change over last 12 months Number	Change over last 12 months %
Breach of signs & signals	18	7	4	25	23	18	24	12	23	14	11	14	235	193	-42	-18
Careless driving	420	435	406	441	410	371	380	341	408	304	301	258	4,878	4,475	-403	-8
Construction & use	342	282	244	240	223	189	261	209	302	215	198	211	3,041	2,916	-125	-4
Dangerous driving	154	144	131	131	116	137	126	121	131	112	105	88	1,679	1,496	-183	-11
Drink or drug driving	307	237	284	254	260	299	216	246	259	210	243	181	3,219	2,996	-223	-7
Driving licence	296	279	241	250	204	241	231	253	251	191	139	128	3,440	2,704	-736	-21
Driving whilst disqualified	115	108	107	88	91	98	112	108	92	76	82	71	1,171	1,148	-23	-2
Failing to stop / remain / report collision	242	196	231	255	230	182	183	208	209	134	86	123	2,728	2,279	-449	-16
Fraudulent use / declaration	28	19	18	17	12	15	20	16	20	18	12	14	266	209	-57	-21
Insurance	660	655	596	599	656	631	681	622	668	487	342	291	7,609	6,888	-721	-9
L & R driver	146	167	135	134	114	131	178	99	142	101	101	95	1,865	1,543	-322	-17
Miscellaneous	85	97	76	97	62	88	70	84	82	73	53	41	957	908	-49	-5
Mobile phone	101	114	96	99	100	73	94	88	109	88	88	80	1,650	1,130	-520	-32
Non-driver	53	59	55	37	42	59	46	28	42	33	46	20	650	520	-130	-20
Parking	96	97	67	60	68	72	46	53	41	60	49	14	1,138	723	-415	-36
Seatbelt	77	79	60	54	48	42	53	49	55	55	43	31	738	646	-92	-12
Speeding	649	450	331	351	636	266	403	391	414	437	430	431	6,728	5,189	-1,539	-23
Vehicle TADA / tampering	94	102	107	64	75	84	74	92	58	60	57	50	1,101	917	-184	-17
Vehicle test certificate	77	61	63	62	90	71	86	77	64	65	38	36	854	790	-64	-7
<b>Total</b>	<b>3,960</b>	<b>3,588</b>	<b>3,252</b>	<b>3,258</b>	<b>3,460</b>	<b>3,067</b>	<b>3,284</b>	<b>3,097</b>	<b>3,370</b>	<b>2,733</b>	<b>2,424</b>	<b>2,177</b>	<b>43,947</b>	<b>37,670</b>	<b>-6,277</b>	<b>-14</b>

\* Figures are provisional and subject to change.

<sup>1</sup> Please refer to section 7 for more detail regarding the offence groups.

## 6. Policing District

Figure 4: Number of motoring offences by Policing District: 1<sup>st</sup> July 2022 – 30<sup>th</sup> June 2024

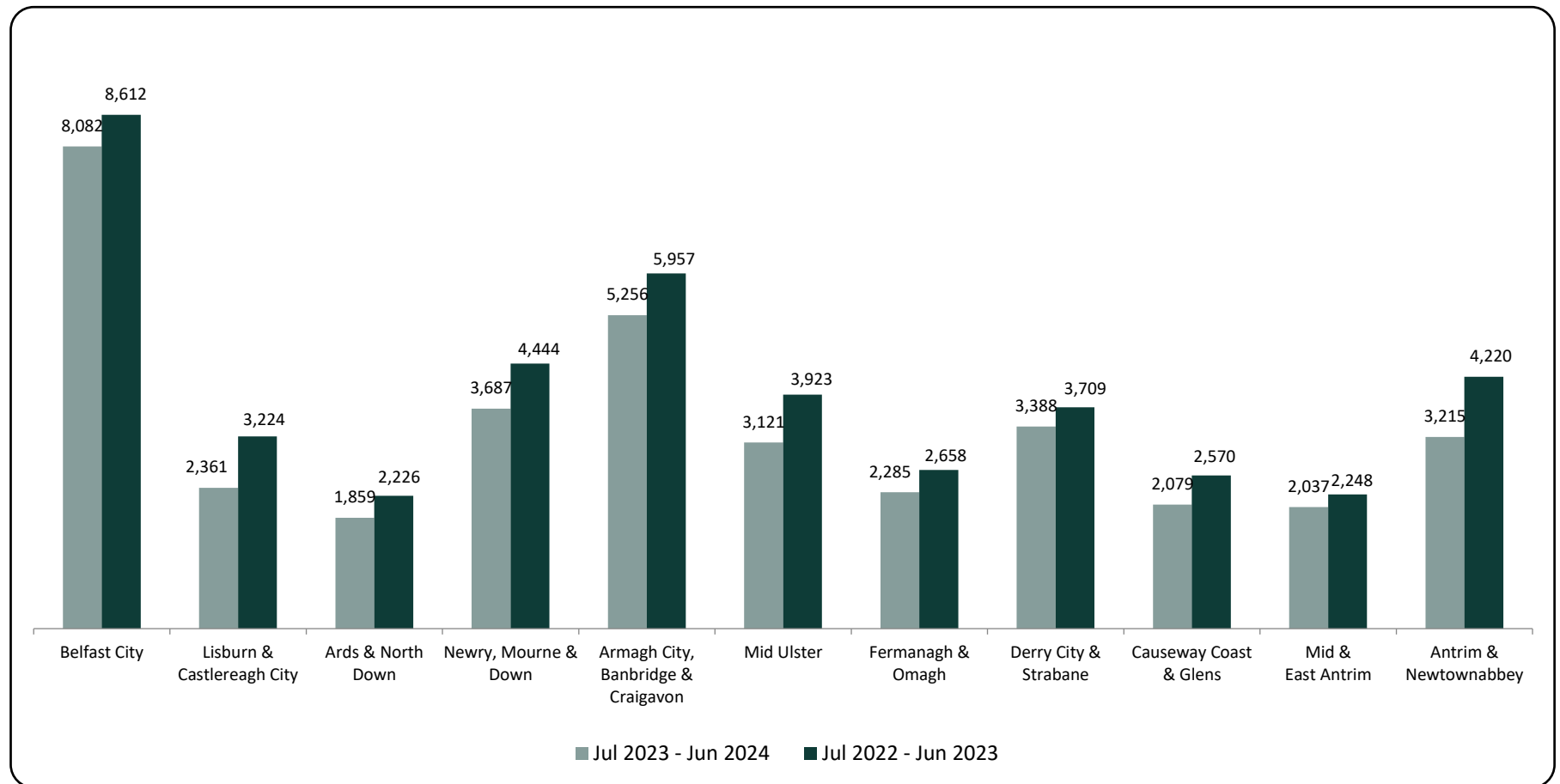
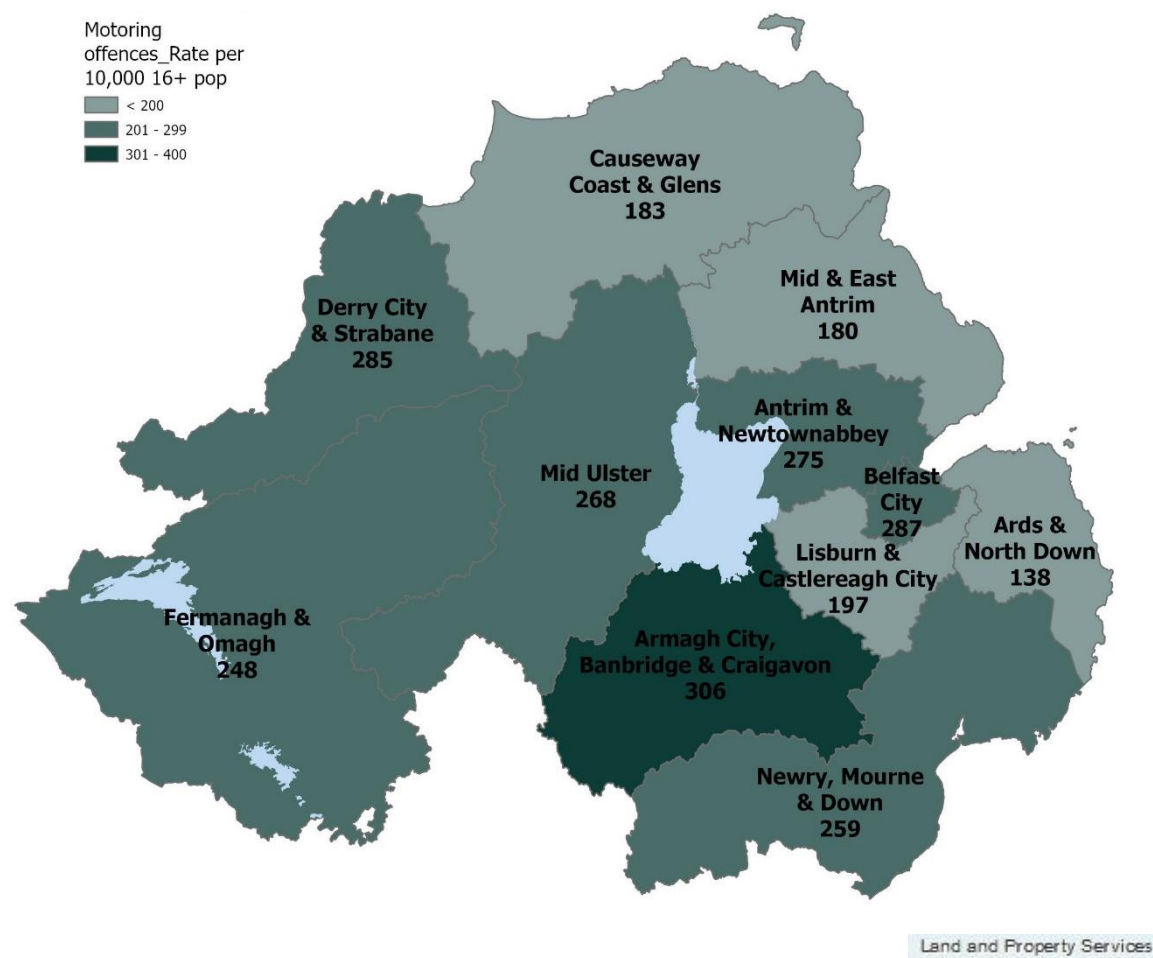


Figure 4 shows that 21% of motoring offences were detected in Belfast City District followed by a further 14% in Armagh City, Banbridge and Craigavon.

Figure 5: Rate of motoring offences per 10,000 population<sup>1</sup> aged 16+ by Policing District: 1<sup>st</sup> July 2023 – 30<sup>th</sup> June 2024



## 7. Further Information

A [User Guide](#) providing detailed information on the motoring offences statistics is available on the PSNI website.

[PSNI Official Statistics documentation](#) is available on the Official Statistics section of the PSNI website.

### Referred for prosecution

Police led prosecutions for motoring offences occur when the offence is of a serious nature and has no corresponding fixed penalty or where multiple offences have occurred or where the alleged offender wishes to have the matter(s) heard at court. Where an offending driver has already accumulated a number of penalty points, to the extent that a driving disqualification is now in scope, such cases must be heard at court and will consequently also be subject of a prosecution.

### Fixed penalty notices

Fixed penalties originated as an administrative way to deal with simple parking offences without referring such matters to the courts. Such was its success that it was identified as an efficient way to deal with minor road traffic offences and was expanded to encompass these matters in the mid-1980s. With the introduction of penalty points for traffic offences, the scheme was expanded to incorporate endorsable and non-endorsable offences.

Non-endorsable offences - meaning those which don't result in points on your licence incur a fine of £30. Fines for endorsable offences are £60 and three points. More serious offences such as driving without insurance can incur fines of up to £200 and six points. Other fixed penalty offences include No MOT (£60) or Vehicle Excise License (£60). Fine collection and revenue reporting are managed by the NI Courts Service.

The full list of offences and groups are published on the [motoring offences section](#) of the PSNI website.

### Speed awareness courses

Speed awareness courses were introduced in Northern Ireland in 2010. Drivers, depending on the speed at which they were detected, can be offered an opportunity to attend a speed awareness course as an alternative to penalty points. The course which is available at eight locations throughout Northern Ireland and delivered and managed (currently online due to COVID-19) by an appointed contractor must be attended within a period of 120 days from the date of detection. Certain restrictions apply to who can qualify for the speed awareness course option.

### Safer driver courses

Safer driver courses were introduced in Northern Ireland in May 2023 as an alternative disposal to the new fixed penalty notice for careless driving, subject to eligibility. See Careless Driving section below for more details.

### Offence groups

An offence group is made up of many individual offences. For the full list of offences and groups see the [motoring offences section](#) of the PSNI website.

### Careless driving

On Monday 15<sup>th</sup> May 2023, a fixed penalty notice was introduced in Northern Ireland for the offence of careless driving, which is committed when the driving falls below the standard expected of a competent and careful driver. Prior to this, there was no one single offence for careless driving in Northern Ireland. The penalty for the new offence is £100 and 3 penalty points. It currently cannot be issued in the case of a road traffic collision and is an available disposal for lower level offending including driving too close, unnecessarily staying in an overtaking lane or unnecessarily slow driving or braking.

The new careless driving offence is reported within the wider careless driving offence group which includes other offences such as overtaking on inside lane, driving on hard shoulder of motorway and reversing on motorway.

**Construction and use**

Construction and use offence group includes defective tyre, defective exhaust, excess noise, incorrect form of registration and no number plate offences.

**L & R driver**

L & R driver means learner and restricted driver offence group. Note the offence of L or R driver exceeding 45mph is included in the speeding group.

**Miscellaneous**

Miscellaneous offence group includes taxi related offences, tachograph and driver hours offences.

**Non-driver**

The non-driver offence group his includes all aiding and abetting, permitting and causing offences. It also includes non-motor vehicle and pedestrian offences.

**Speeding**

This does not include driver’s detected speeding through the NI Road Safety Partnership.

**Vehicle TADA / tampering**

Vehicle TADA means Vehicle taking and driving away.

**Revisions**

Figures for 2023 were finalised in March 2024. Figures from January 2024 onwards are currently provisional and subject to ongoing quality assurance and minor amendment, primarily due to the time taken to process all offences, particularly those referred for prosecution or completing a speed awareness course.

To demonstrate the scale of revisions, updated figures for January – May 2024 are provided in the table below:

	Last month publication	This month publication	Change	Percentage change
Endorsable Fixed Penalty	3,168	3,214	46	1.5
Non Endorsable Fixed Penalty	1,671	1,682	11	0.7
Referred for Prosecution	8,753	9,500	747	8.5
Speed Awareness Course	318	335	17	5.3
Safer driver course	165	177	12	7.3
<b>Total</b>	<b>14,075</b>	<b>14,908</b>	<b>833</b>	<b>5.9</b>