



Police Service
of Northern Ireland



Motoring Offence Statistics for Northern Ireland

1st September 2023 to 31st August 2024

Date of Publication:

31st October 2024

Frequency:


Monthly

Issued by:

PSNI Statistics Branch
Lisnasharragh
42 Montgomery Road
Belfast
BT6 9LD

Web: [PSNI Statistics](#)

 statistics@psni.police.uk

 02890 650222 Ext. 24135

In the 12 months from 1st September 2023 to 31st August 2024:

- There were 36,071 detections for motoring offences in Northern Ireland, of which 97% were dealt with by means of a fixed penalty notice or referral for prosecution.
- The remaining 3% (1,121) resulted in the completion of a speed awareness or safer driver course.
- Total detections decreased by 17% on the 43,207 detections recorded in the previous 12 months, with a notable reduction in speeding offences which was down by 1,304 (20%).
- Only one of the 19 offence groups showed an increase in detections over the year.
- The largest offence group was insurance offences with 6,409 which along with speeding (5,083) accounted almost one-third of the total detections.
- The highest speed detected by PSNI officers in the latest 12 months was 149mph, on the M2 Foreshore, Belfast.



Contents

- 1. Things you need to know about this release3
- 2. Summary.....4
- 3. Trends5
- 4. Age and Gender6
- 5. Offence Group7
- 6. Policing District10
- 7. Further Information.....12

We welcome user feedback on these statistics. This can be sent to the email address on the cover page or by contacting us at the telephone number provided.

1. Things you need to know about this release

Motoring offence statistics for Northern Ireland are collated and produced by statisticians seconded to the Police Service of Northern Ireland (PSNI) from the Northern Ireland Statistics and Research Agency (NISRA).

[PSNI Official Statistics documentation](#) is available on the Official Statistics section of the PSNI website.

Coverage

This report provides statistics on the number of motoring offences detected by police in Northern Ireland from 1st September 2023 – 31st August 2024. It does not include any detections by the NI Road Safety Partnership (NI RSP). Figures relating to such detections through the Partnership can be accessed via the following link – [NI RSP](#).

The range of disposals covered includes those offences dealt with by means of a fixed penalty notice (FPN), speed awareness course and referral for prosecution.

This report presents the most recent motoring offence statistics based on figures extracted on 28th October 2024. Referred for prosecution figures from 1st January 2023 onwards remain provisional and therefore subject to amendment, as do the remaining disposals for the 2024 period only. The information is also available in tabular format in the [accompanying spreadsheets](#) on the PSNI website.

Background information and details of the offences included in each offence grouping can be found in the [Motoring Offence User Guide](#) on the PSNI website. Please note the figures refer to the number of offences and not the number of persons detected as a person can be detected for more than one offence.

Accredited Official Statistics

[Accredited Official Statistics](#)¹ are official statistics that have been independently reviewed by Office for Statistics Regulation (OSR) and confirmed to comply with the standards of trustworthiness, quality and value in the [Code of Practice for Statistics](#). Producers of accredited official statistics are legally required to ensure they maintain compliance with the Code. Accredited official statistics are called National Statistics in the Statistics and Registration Service Act 2007.

These accredited official statistics were independently reviewed by the Office for Statistics Regulation in March 2020. They comply with the standards of trustworthiness, quality and value in the Code of Practice for Statistics and should be labelled 'accredited official statistics'.

Our statistical practice is regulated by the Office for Statistics Regulation (OSR). OSR sets the standards of trustworthiness, quality and value in the Code of Practice for Statistics that all producers of official statistics should adhere to. You are welcome to contact us directly with any comments about how we meet these standards by emailing statistics@psni.police.uk. Alternatively, you can contact OSR by emailing regulation@statistics.gov.uk or via the [Office for Statistics Regulation website](#).

¹ From 7 June 2024 the Accredited Official Statistics badge replaced the National Statistics badge.

Uses of the statistics

Uses of the statistics, based on user engagement, information requests and satisfaction survey feedback include policy making and policy monitoring, performance monitoring, and public interest, by a range of users including PSNI, Policing and Community Safety Partnerships (PCSPs), media and academics.

More detail can be found in the Motoring Offence User Guide which can be accessed via the [motoring offences](#) statistics web page on the PSNI website.

Related statistics

Sources of motoring offences data for other domains include [An Garda Síochána - Republic of Ireland](#) and [England and Wales](#). Related statistics include [Injury road traffic collision statistics](#) and [NI Road Safety Partnership](#) statistics.

2. Summary

Table 1 shows that, over the last 12 months:

- The number of motoring offences detected decreased by 17% to 36,071
- Offences referred for prosecution fell by 17%
- Endorsable fixed penalties decreased by 19%
- Number of speed awareness courses decreased by 3%

Table 1 Number of motoring offences by disposal type, 1st September 2022 – 31st August 2024*

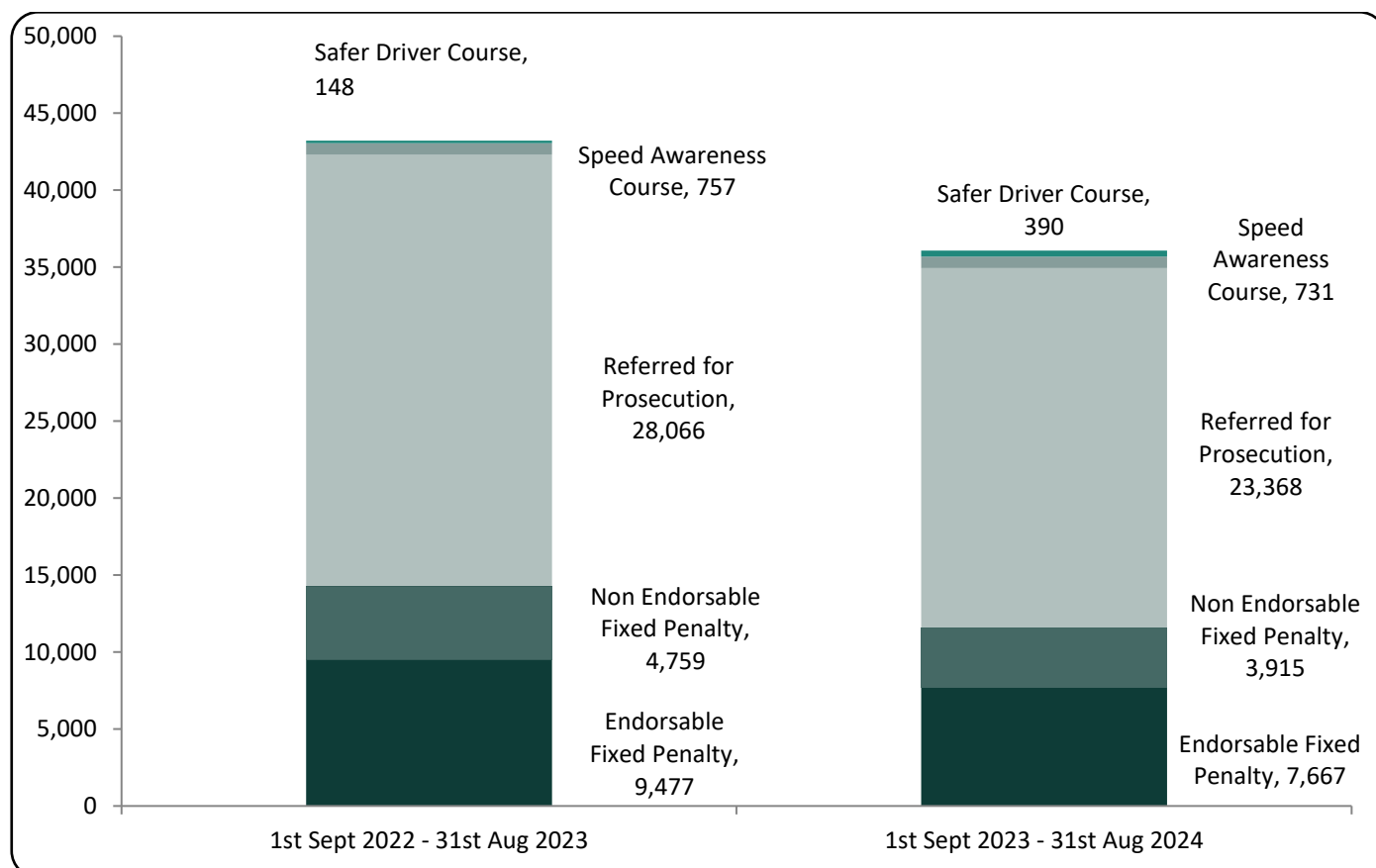
	1 st Sept 2022 – 31 st Aug 2023	1 st Sept 2023 – 31 st Aug 2024	Change over last 12 months	Percentage change over last 12 months
Endorsable Fixed Penalty	9,477	7,667	-1,810	-19
Non Endorsable Fixed Penalty	4,759	3,915	-844	-18
Referred for Prosecution	28,066	23,368	-4,698	-17
Speed Awareness Course	757	731	-26	-3
Safer Driver Course	148	390	242	N/A
Total	43,207	36,071	-7,136	-17

*Figures are provisional and subject to change.

1. Note that not all detections in the most recent few months will have been processed as yet, particularly those referred for prosecution.

2. Safer driver courses were introduced in Northern Ireland in May 2023 as an alternative disposal to the new fixed penalty notice for careless driving.

Figure 1 Comparisons of disposal types for motoring offences between 1st September 2022 – 31st August 2023 and 1st September 2023 – 31st August 2024



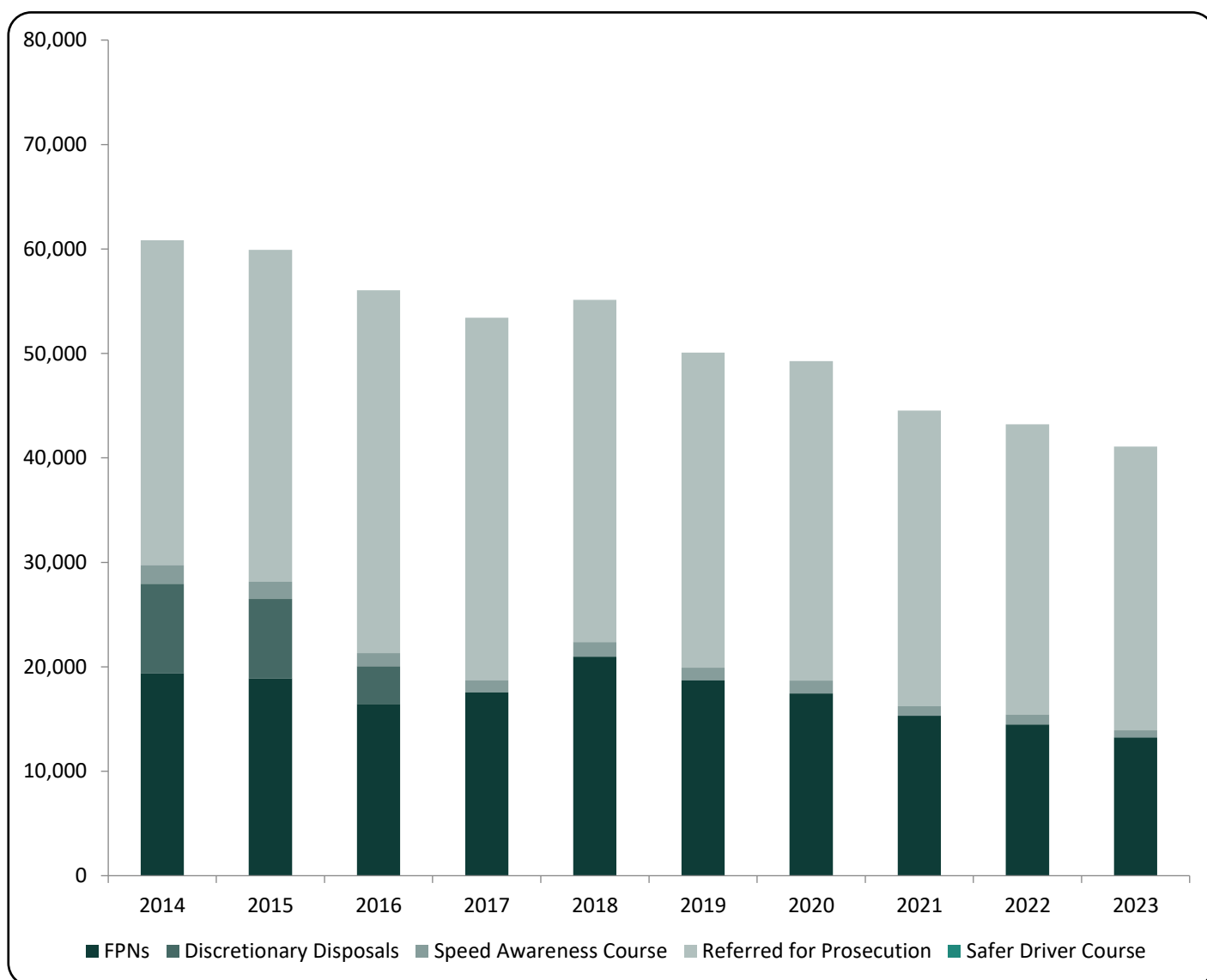
Note that not all detections in the most recent months will have been processed at this time, particularly those referred for prosecution.

3. Trends

The number of motoring offences have been generally decreasing over a 10 year period from a total of 60,838 recorded in 2014 to 41,364 recorded in 2023 (see figure 2).

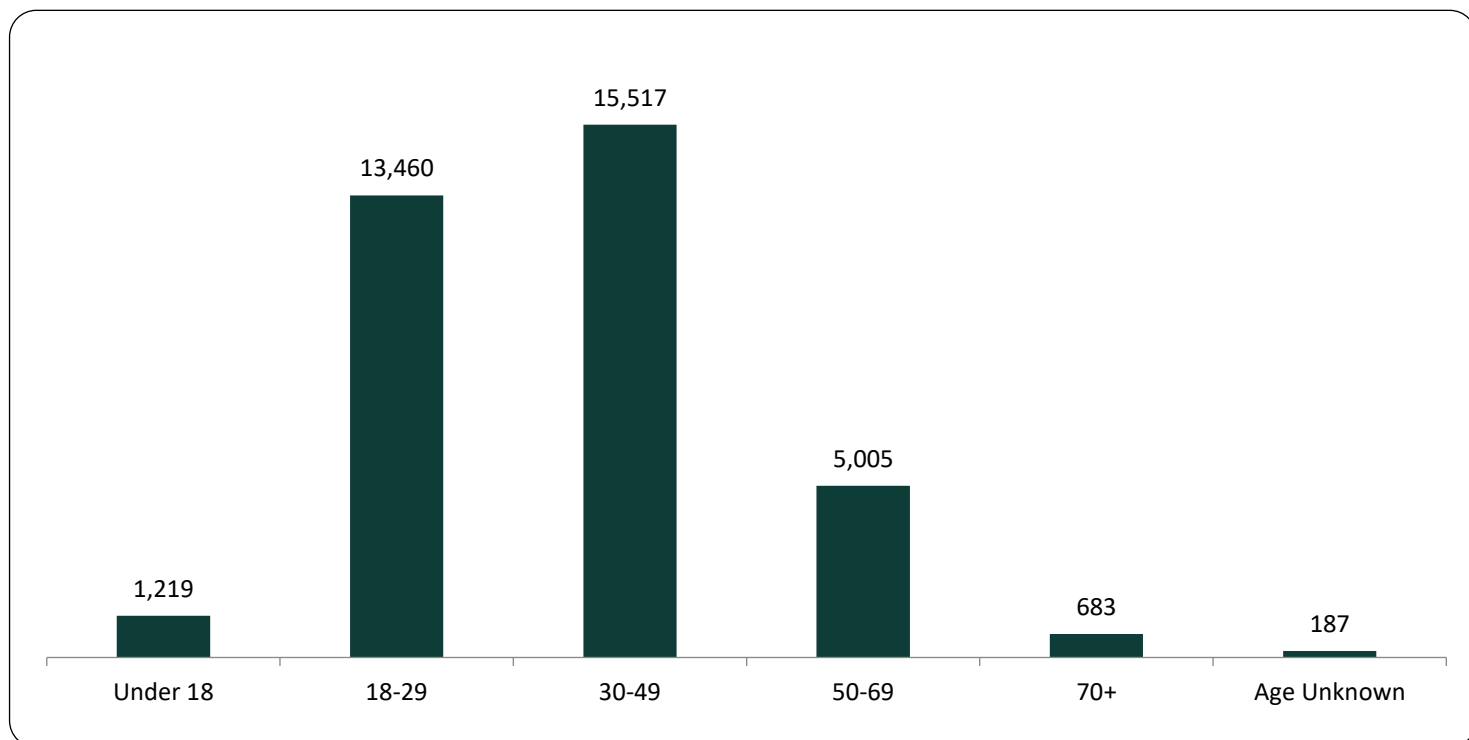
Discretionary disposals were introduced during 2011 as an alternative method of disposal for dealing with motoring offences but were removed on 31st July 2016. Safer driver courses were introduced in Northern Ireland in May 2023 as an alternative disposal to the new fixed penalty notice for careless driving.

Figure 2 Number of motoring offences by disposal type: 1st January 2014 – 31st December 2023



4. Age and Gender

Figure 3 Number of motoring offences by age: 1st September 2023 – 31st August 2024



- Figure 3 shows that those aged 30-49 years old accounted for over two fifths of motoring offences detected between 1st September 2023 and 31st August 2024 where age is known, followed by those aged 18-29 (37%). Almost all (99%) of the unknown ages refer to non endorsable offences, which can be issued in the absence of the offender and do not require licence details to process, for example parking offences.
- Males accounted for 8 in 10 of all motoring offences detected between 1st September 2023 and 31st August 2024.

5. Offence Group

Table 2 Number of motoring offences by gender, age band and offence group¹
1st September 2023 – 31st August 2024*

	Female	Male	Other / Unknown	Under 18	18-29	30-49	50-69	70+	Age Unknown	Total
Breach of signs & signals	47	157	1	3	54	83	49	11	5	205
Careless driving	877	3,471	4	121	1,442	1,740	861	187	1	4,352
Construction & use	346	2,384	6	149	1,730	635	187	14	21	2,736
Dangerous driving	154	1,333	0	85	745	498	139	20	0	1,487
Drink or drug driving	584	2,355	5	22	768	1,594	521	39	0	2,944
Driving licence	407	2,136	5	104	847	1,265	290	41	1	2,548
Driving whilst disqualified	94	995	3	83	338	538	126	7	0	1,092
Failing to stop / remain / report collision	387	1,855	0	80	737	977	355	93	0	2,242
Fraudulent use / declaration	23	182	0	2	69	94	36	4	0	205
Insurance	1,173	5,220	16	178	2,411	3,027	704	89	0	6,409
L & R driver	207	1,286	5	96	639	627	125	11	0	1,498
Miscellaneous	87	818	1	89	351	348	95	14	9	906
Mobile phone	192	896	2	4	257	569	240	20	0	1,090
Non-driver	186	301	1	10	165	247	58	8	0	488
Parking	221	367	21	2	207	165	93	12	130	609
Seatbelt	105	472	0	15	181	290	77	12	2	577
Speeding	1,411	3,671	1	94	1,898	2,104	895	91	1	5,083
Vehicle TADA / tampering	88	773	3	68	352	381	60	3	0	864
Vehicle test certificate	141	595	0	14	269	335	94	7	17	736
Total	6,730	29,267	74	1,219	13,460	15,517	5,005	683	187	36,071

* Figures are provisional and subject to change. ¹ Please refer to section 7 for more detail regarding the offence groups.

- Table 1 shows a decrease of 19% in the number of endorsable tickets issued in past 12 months when compared with previous 12 months, which was primarily due to lower numbers of speeding offences detected.
- Table 2 shows that the largest offence group recorded was insurance offences with a total of 6,409 detections, this was a 16% decrease on the number recorded in the previous 12 months. For the period 1st September 2023 to 31st August 2024 insurance offences accounted for 18% of all detections for motoring offences.
- Speeding offences accounted for 14% of all offences in the current period. The total number of such offences decreased by 1,304 (20%) since the previous year, to 5,083 between September 2023 and August 2024.
- The highest speed recorded by PSNI officers in the latest 12 months was 149mph, on the M2 Foreshore, Belfast.
- In the latest 12 months, the NI Road Safety Partnership detected over fourteen times more speeding offences than the PSNI (75,947).
- Only one of the 19 offence groups showed an increase in detections over the year, breach of signs and signals saw an increase of 12% (24 detections).
- Mobile phone offences showed a decrease of over one-quarter over the 12 month period, reducing by 28% (430 detections).
- Over half of those detected for mobile phone offences were age 30-49.
- One-fifth of all female detections was for speeding offences.
- Two-fifths of those detected for insurance offences were aged under 30.

Table 3 Number of motoring offences by month and offence group¹, 1st September 2022 – 31st August 2024*

Offence group	Sept 2023	Oct 2023	Nov 2023	Dec 2023	Jan 2024	Feb 2024	Mar 2024	Apr 2024	May 2024	June 2024	July 2024	Aug 2024	Sept 2022 – Aug 2023	Sept 2023 – Aug 2024	Change over last 12 months Number	Change over last 12 months %
Breach of signs & signals	4	25	23	18	24	12	23	14	11	15	22	14	205	181	24	13
Careless driving	406	444	415	372	385	348	437	356	359	304	285	241	4,352	4,929	-577	-12
Construction & use	244	240	225	189	261	209	307	219	220	211	210	201	2,736	3,141	-405	-13
Dangerous driving	132	131	120	137	131	126	145	129	121	106	118	91	1,487	1,663	-176	-11
Drink or drug driving	285	254	261	299	217	249	268	239	276	208	232	156	2,944	3,160	-216	-7
Driving licence	246	250	204	240	231	256	260	207	165	171	179	139	2,548	3,363	-815	-24
Driving whilst disqualified	107	88	93	98	114	113	95	79	91	75	80	59	1,092	1,202	-110	-9
Failing to stop / remain / report collision	237	258	233	182	187	214	226	187	128	161	135	94	2,242	2,711	-469	-17
Fraudulent use / declaration	18	17	12	15	21	16	22	23	16	19	17	9	205	259	-54	-21
Insurance	599	600	659	631	684	627	684	518	382	346	378	301	6,409	7,590	-1,181	-16
L & R driver	136	134	114	131	178	99	142	107	111	107	149	90	1,498	1,827	-329	-18
Miscellaneous	77	97	62	88	73	84	90	87	69	51	70	58	906	943	-37	-4
Mobile phone	97	99	100	73	94	88	113	91	89	91	83	72	1,090	1,520	-430	-28
Non-driver	55	37	42	60	46	28	43	34	59	26	34	24	488	659	-171	-26
Parking	67	60	68	72	46	53	41	61	50	14	33	44	609	1,010	-401	-40
Seatbelt	60	54	48	42	53	49	55	56	47	34	47	32	577	721	-144	-20
Speeding	331	351	636	266	403	391	416	441	448	469	525	406	5,083	6,387	-1,304	-20
Vehicle TADA / tampering	111	66	76	84	76	94	61	77	77	56	54	32	864	1,113	-249	-22
Vehicle test certificate	63	62	90	71	86	77	65	68	42	38	39	35	736	828	-92	-11
Total	3,275	3,267	3,481	3,068	3,310	3,133	3,493	2,993	2,761	2,502	2,690	2,098	36,071	43,207	-7,136	-17

* Figures are provisional and subject to change.

¹ Please refer to section 7 for more detail regarding the offence groups.

6. Policing District

Figure 4: Number of motoring offences by Policing District: 1st September 2022 – 31st August 2024

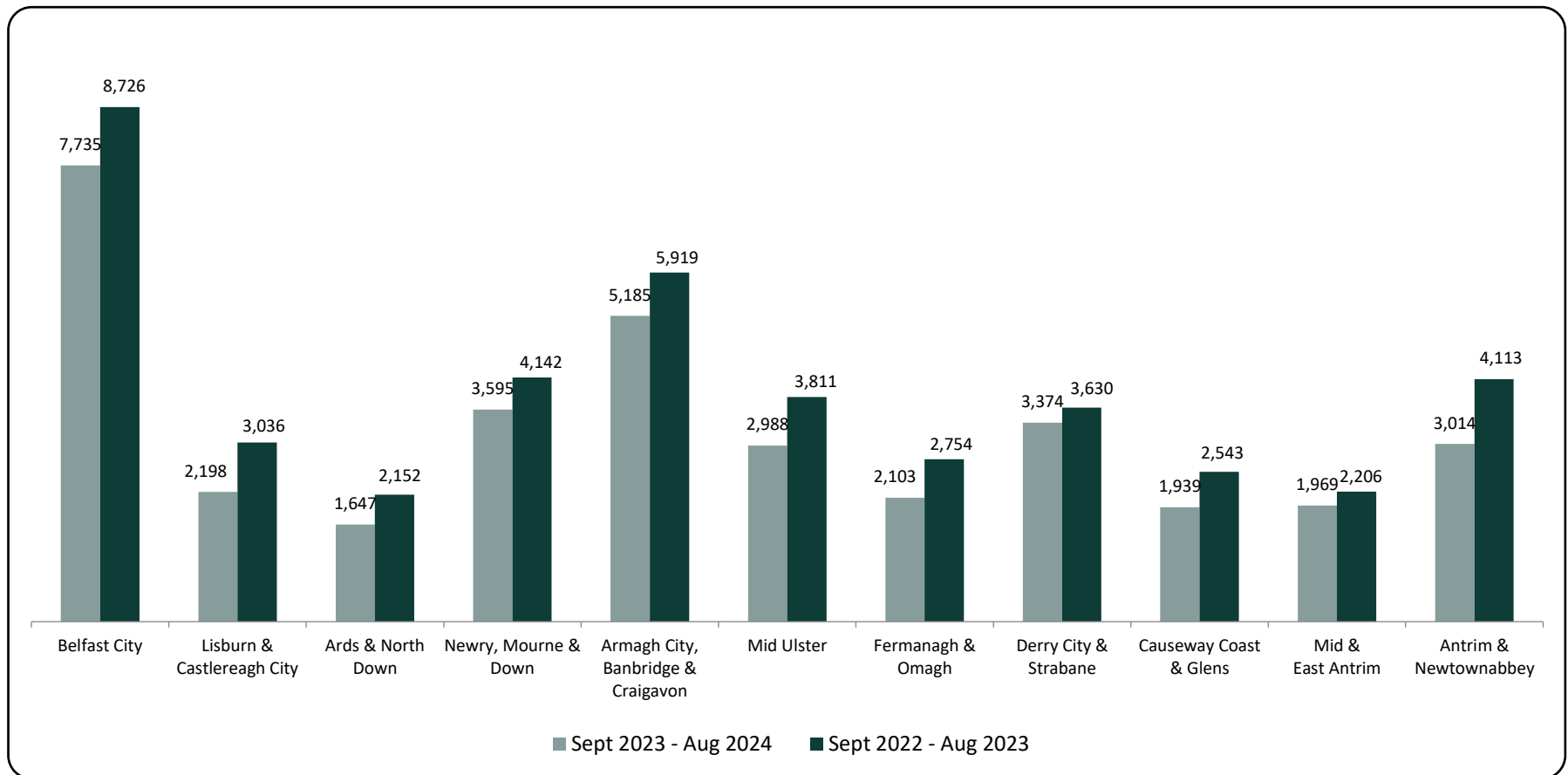
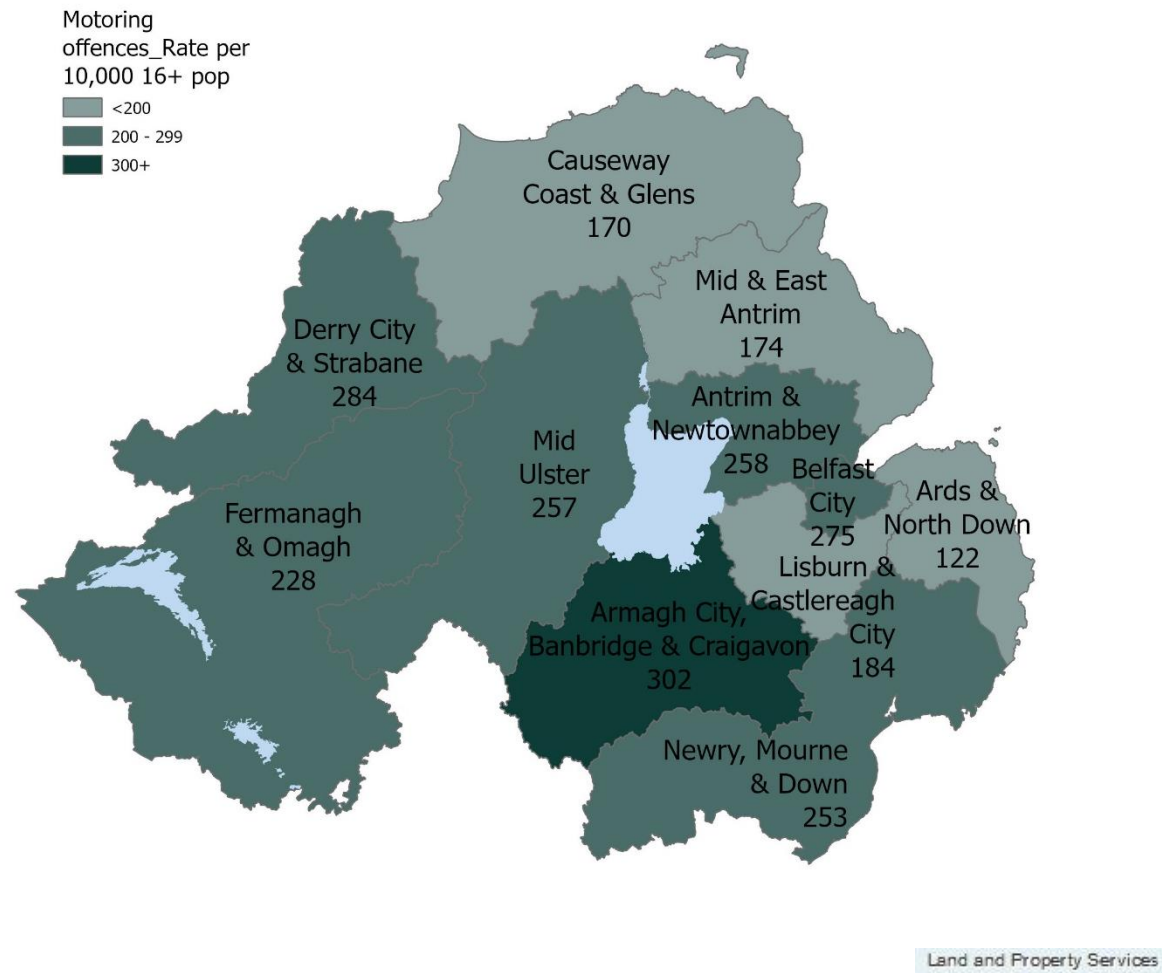


Figure 4 shows that 21% of motoring offences were detected in Belfast City District followed by a further 14% in Armagh City, Banbridge and Craigavon.

Figure 5: Rate of motoring offences per 10,000 population¹ aged 16+ by Policing District: 1st September 2023 – 31st August 2024



7. Further Information

A [User Guide](#) providing detailed information on the motoring offences statistics is available on the PSNI website.

[PSNI Official Statistics documentation](#) is available on the Official Statistics section of the PSNI website.

Referred for prosecution

Police led prosecutions for motoring offences occur when the offence is of a serious nature and has no corresponding fixed penalty or where multiple offences have occurred or where the alleged offender wishes to have the matter(s) heard at court. Where an offending driver has already accumulated a number of penalty points, to the extent that a driving disqualification is now in scope, such cases must be heard at court and will consequently also be subject of a prosecution.

Fixed penalty notices

Fixed penalties originated as an administrative way to deal with simple parking offences without referring such matters to the courts. Such was its success that it was identified as an efficient way to deal with minor road traffic offences and was expanded to encompass these matters in the mid-1980s. With the introduction of penalty points for traffic offences, the scheme was expanded to incorporate endorsable and non-endorsable offences.

Non-endorsable offences - meaning those which don't result in points on your licence incur a fine of £30. Fines for endorsable offences are £60 and three points. More serious offences such as driving without insurance can incur fines of up to £200 and six points. Other fixed penalty offences include No MOT (£60) or Vehicle Excise License (£60). Fine collection and revenue reporting are managed by the NI Courts Service.

The full list of offences and groups are published on the [motoring offences section](#) of the PSNI website.

Speed awareness courses

Speed awareness courses were introduced in Northern Ireland in 2010. Drivers, depending on the speed at which they were detected, can be offered an opportunity to attend a speed awareness course as an alternative to penalty points. The course which is available at eight locations throughout Northern Ireland and delivered and managed (currently online due to COVID-19) by an appointed contractor must be attended within a period of 120 days from the date of detection. Certain restrictions apply to who can qualify for the speed awareness course option.

Safer driver courses

Safer driver courses were introduced in Northern Ireland in May 2023 as an alternative disposal to the new fixed penalty notice for careless driving, subject to eligibility. See Careless Driving section below for more details.

Offence groups

An offence group is made up of many individual offences. For the full list of offences and groups see the [motoring offences section](#) of the PSNI website.

Careless driving

On Monday 15th May 2023, a fixed penalty notice was introduced in Northern Ireland for the offence of careless driving, which is committed when the driving falls below the standard expected of a competent and careful driver. Prior to this, there was no one single offence for careless driving in Northern Ireland. The penalty for the new offence is £100 and 3 penalty points. It currently cannot be issued in the case of a road traffic collision and is an available disposal for lower level offending including driving too close, unnecessarily staying in an overtaking lane or unnecessarily slow driving or braking.

The new careless driving offence is reported within the wider careless driving offence group which includes other offences such as overtaking on inside lane, driving on hard shoulder of motorway and reversing on motorway.

Construction and use

Construction and use offence group includes defective tyre, defective exhaust, excess noise, incorrect form of registration and no number plate offences.

L & R driver

L & R driver means learner and restricted driver offence group. Note the offence of L or R driver exceeding 45mph is included in the speeding group.

Miscellaneous

Miscellaneous offence group includes taxi related offences, tachograph and driver hours offences.

Non-driver

The non-driver offence group his includes all aiding and abetting, permitting and causing offences. It also includes non-motor vehicle and pedestrian offences.

Speeding

This does not include driver’s detected speeding through the NI Road Safety Partnership.

Vehicle TADA / tampering

Vehicle TADA means Vehicle taking and driving away.

Revisions

Figures for 2023 were finalised in March 2024. Figures from January 2024 onwards are currently provisional and subject to ongoing quality assurance and minor amendment, primarily due to the time taken to process all offences, particularly those referred for prosecution or completing a speed awareness course.

To demonstrate the scale of revisions, updated figures for January – July 2024 are provided in the table below:

	Last month publication	This month publication	Change	Percentage change
Endorsable Fixed Penalty	4,453	4,514	61	1.4
Non Endorsable Fixed Penalty	2,219	2,225	6	0.3
Referred for Prosecution	12,726	13,452	726	5.7
Speed Awareness Course	434	455	21	4.8
Safer driver course	227	236	9	4.0
Total	20,059	20,882	823	4.1