



Police Recorded Security Situation Statistics

1 November 2023 to 31 October 2024

Date of Publication:

8 November 2024


Frequency of Publication:

Monthly

Issued by:

PSNI Statistics Branch
Lisnasharragh
42 Montgomery Road
Belfast
BT6 9LD

 statistics@psni.police.uk

 028 9065 0222 Ext. 24135

Web [PSNI Statistics](#)

Key Statistics

During 1 November 2023 to 31 October 2024:

- there was one security related death, compared to none during the previous 12 months.
- there were fewer shootings, bombings and paramilitary style attacks than during the previous 12 months.
- there were 5 bombing incidents, compared to 8 during the previous 12 months and 16 shooting incidents, compared to 36.
- there were 22 casualties of paramilitary style assaults, compared to 29 during the previous 12 months. The greatest number of assaults occurred in Belfast (6). Of the 22 casualties, one was under 18 years old.
- there were 5 casualties of paramilitary style shootings, compared to 19 during the previous 12 months. Ards and North Down and Causeway Coast and Glens each experienced two such attacks while Derry City and Strabane experienced one. All 5 casualties were aged 18 years or older.
- there were 71 security related arrests under Section 41 of the Terrorism Act 2000, compared to 123 during the previous 12 months.
- 9 persons were subsequently charged, compared to 27 during the previous 12 months.



Contents

| | |
|---|----|
| 1. Things you need to know about this release..... | 2 |
| 2. Summary Statistics | 3 |
| 3. Ten year trends (by financial year) | 4 |
| 4. Commentary | 5 |
| 4.1 Security Related Deaths | 5 |
| 4.2 Shooting Incidents | 5 |
| 4.3 Bombing Incidents | 6 |
| 4.4 Paramilitary Style Assaults | 6 |
| 4.5 Paramilitary Style Shootings | 7 |
| 4.6 Finds of Firearms, Explosives and Ammunition | 8 |
| 4.7 Section 41 Terrorism Act Arrests and Subsequent Charges | 9 |
| 5. District level tables | 10 |
| 6. Revisions | 12 |

We welcome user feedback on these statistics. This can be sent to the email address on the cover page or by contacting us at the telephone number provided.

1. Things you need to know about this release

Coverage

Police Recorded Statistics on the Security Situation for Northern Ireland are collated and produced by statisticians seconded to the Police Service of Northern Ireland (PSNI) from the Northern Ireland Statistics and Research Agency (NISRA).

Police recorded statistics relating to the security situation in Northern Ireland are the main source of official information on trends and statistics relating to the security situation throughout the Troubles and up to the present day. The PSNI produces statistics on incidents relating to the security situation that are reported to the police, including security related deaths, shooting and bombing incidents, paramilitary style attacks and arrests under Section 41 of the Terrorism Act 2000.

This monthly bulletin presents the most recent security situation statistics for the period 1 November 2023 to 31 October 2024. Figures for the financial year 2024/25 are provisional and subject to minor amendment. An accompanying [spreadsheet](#) is available on our website which outlines the data in this bulletin and historic trends. Further information on how these statistics are collated, reported and used is included in the [Security Situation Statistics User Guide](#) available on the [PSNI website](#). The next monthly update will be published on 6 December 2024.

The security situation figures relate to those incidents that took place within Northern Ireland, they do not include any security related incidents that may have happened either in the Republic of Ireland or in Great Britain.

These statistics only include those incidents that are brought to the attention of the police and some such incidents may not have been reported. Therefore a level of under-reporting may exist and users of the statistics should exercise caution when examining trends based on these police statistics.

Accredited Official Statistics

[Accredited Official Statistics](#)¹ are official statistics that have been independently reviewed by Office for Statistics Regulation (OSR) and confirmed to comply with the standards of trustworthiness, quality and value in the [Code of Practice for Statistics](#). Producers of accredited official statistics are legally required to ensure they maintain compliance with the Code. Accredited official statistics are called National Statistics in the Statistics and Registration Service Act 2007.

These accredited official statistics were independently reviewed by the Office for Statistics Regulation in June 2012. They comply with the standards of trustworthiness, quality and value in the Code of Practice for Statistics and should be labelled 'accredited official statistics'.

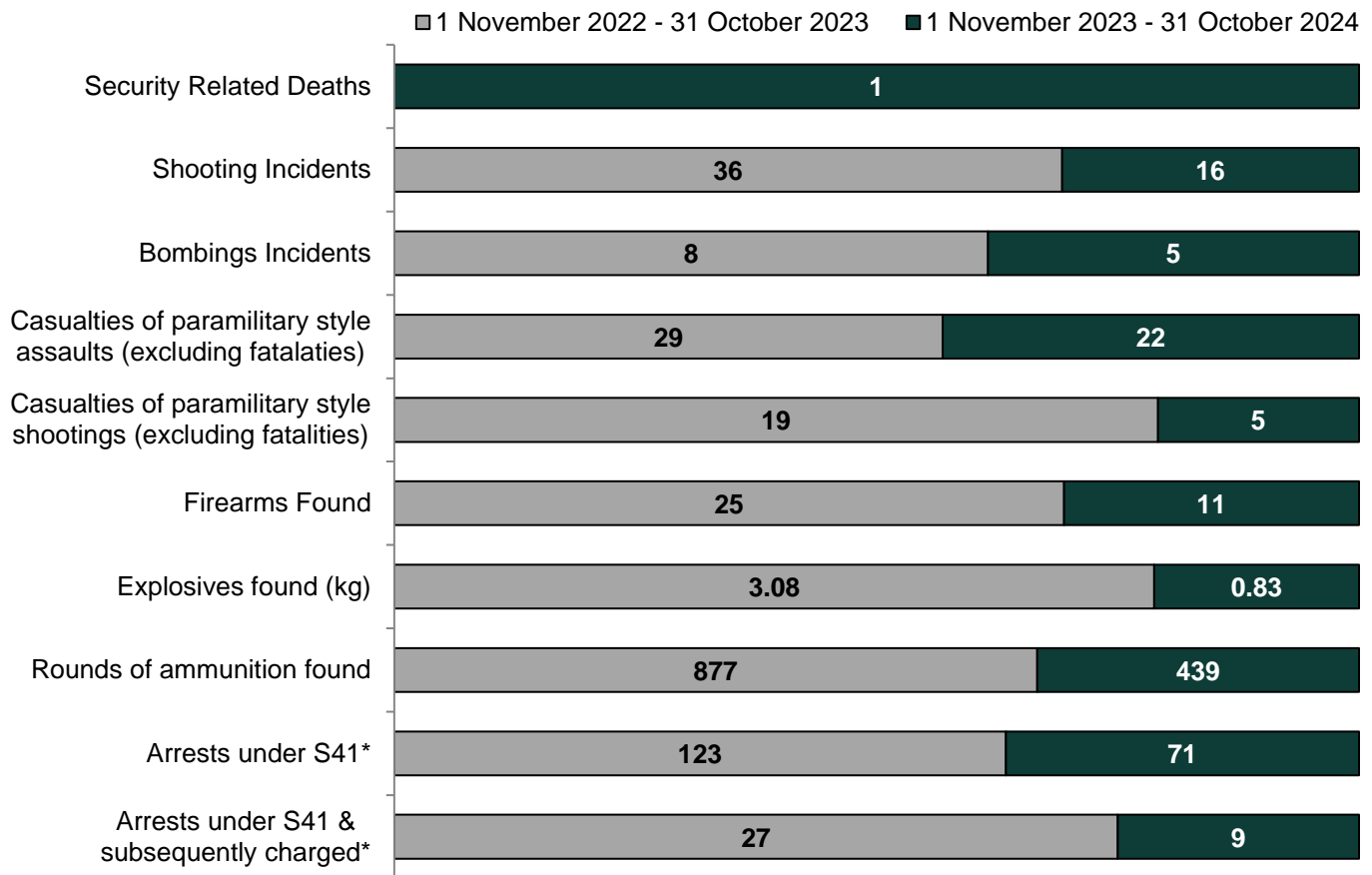
Our statistical practice is regulated by the Office for Statistics Regulation (OSR). OSR sets the standards of trustworthiness, quality and value in the Code of Practice for Statistics that all producers of official statistics should adhere to. You are welcome to contact us directly with any comments about how we meet these standards by emailing statistics@psni.police.uk. Alternatively, you can contact OSR by emailing regulation@statistics.gov.uk or via the [Office for Statistics Regulation website](#).

¹ From 7 June 2024 the Accredited Official Statistics badge replaced the National Statistics badge.

2. Summary Statistics

Figure 1 summarises the number of security related incidents during the past 12 months compared to the previous 12 months.

Figure 1: Comparison of security incidents between 1 November 2022 – 31 October 2023 and 1 November 2023 – 31 October 2024.



* Figures in this publication include only those arrests that are linked to the security situation in Northern Ireland; persons who have been arrested under Section 41 of the Terrorism Act for other reasons are excluded.

3. Ten year trends (by financial year)

Figure 2: Number of deaths due to the security situation 2014/15 – 2023/24

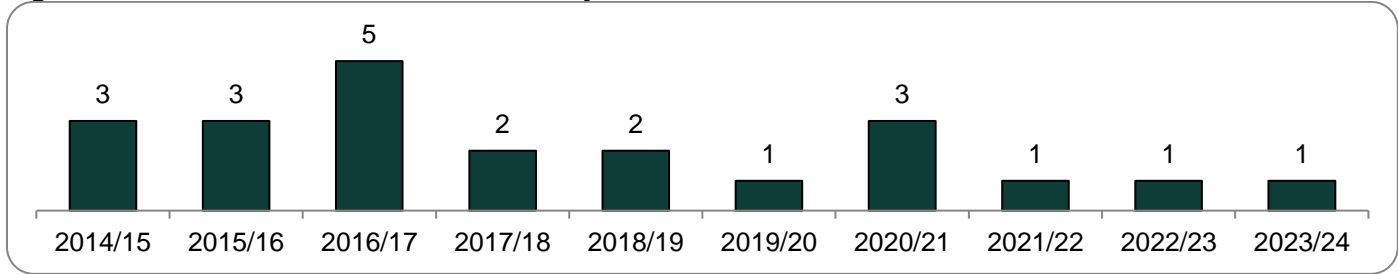


Figure 3: Number of shooting and bombing incidents 2014/15 – 2023/24

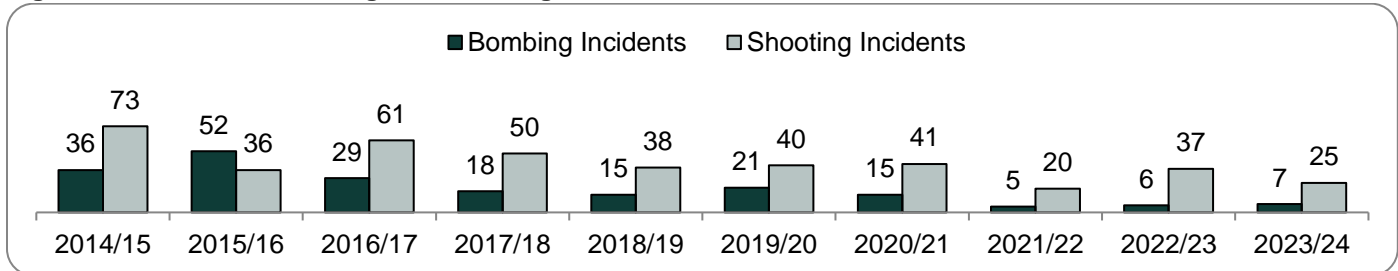


Figure 4: Number of casualties as a result of paramilitary style shootings^(1,2) 2014/15 – 2023/24

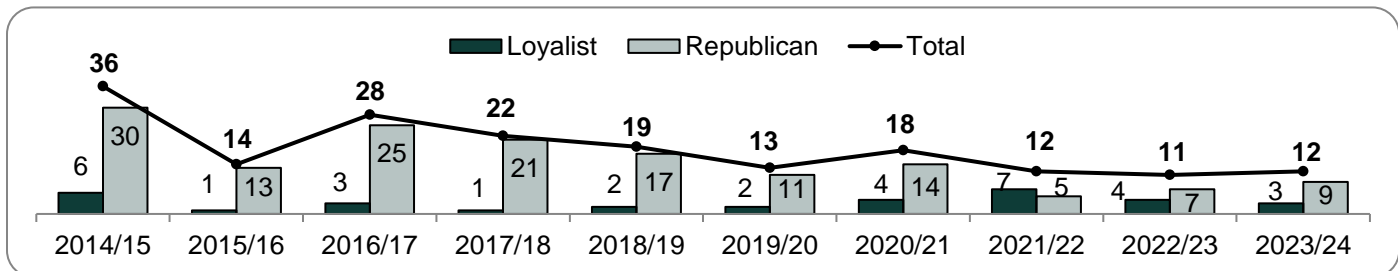


Figure 5: Number of casualties as a result of paramilitary-style assaults^(1,2) 2014/15 – 2023/24

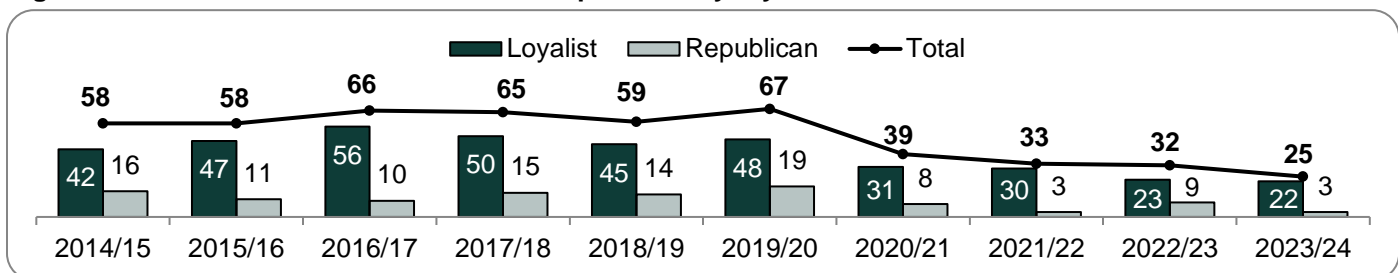
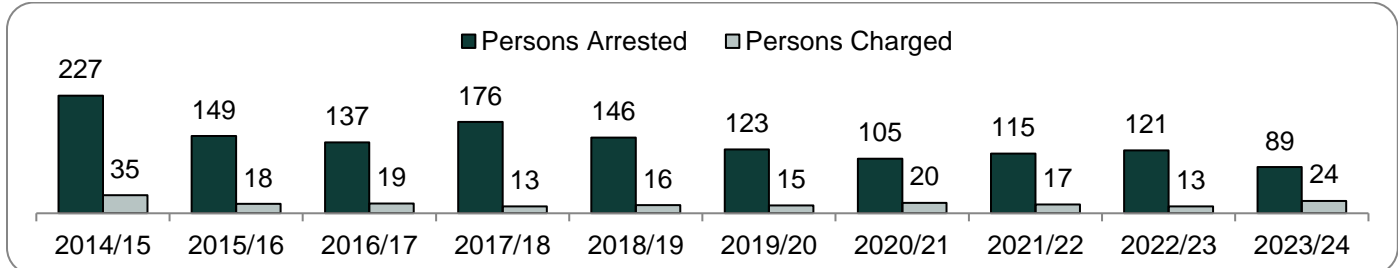


Figure 6: Number of persons arrested under Section 41 of the Terrorism Act & subsequently charged with any offence 2014/15 – 2023/24



(1) Paramilitary style assaults/shootings that result in death are counted as security related deaths and are not reflected in the paramilitary style assault/shooting figures. (2) Attribution is as perceived by PSNI based on the information available at the time of the incident and does not necessarily indicate the involvement of a paramilitary organisation.

4. Commentary

4.1 Security Related Deaths

Security related deaths are those which are considered at the time of the incident to be directly attributed to terrorism, where the cause has a direct or proximate link to subversive / sectarian strife or where the death is attributable to security force activity.

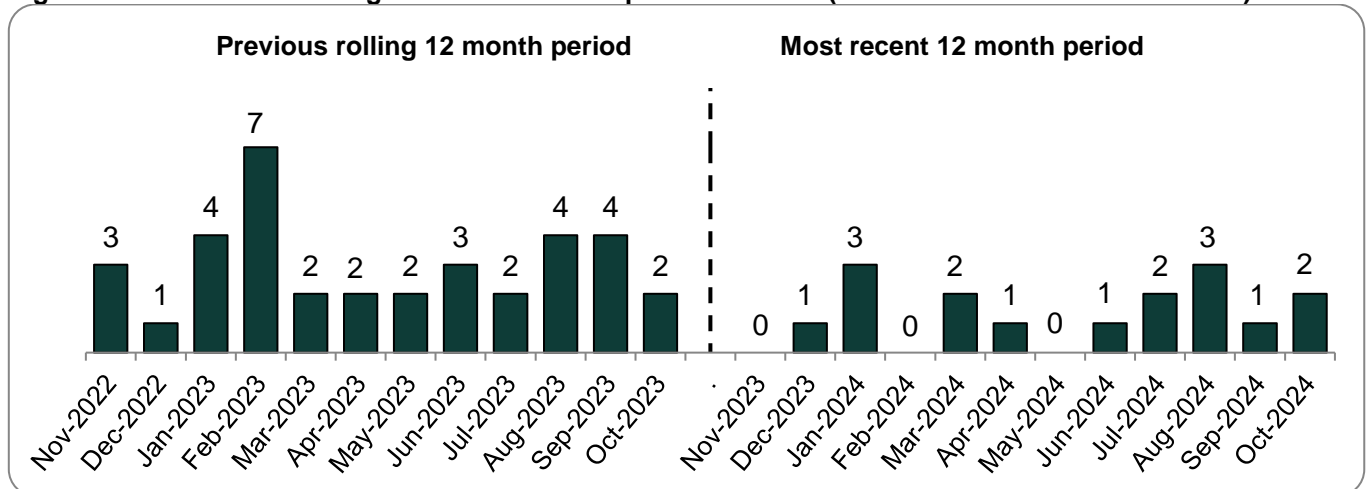
- There was one security related death during the last 12 month period, compared to none during the previous 12 months. This death occurred in Belfast in January 2024.

4.2 Shooting Incidents

These include any shooting incident relating to the security situation and include shots fired by terrorists, shots fired by the security forces, paramilitary style attacks involving shootings and shots heard (and later confirmed by other sources).

- The number of shooting incidents during the last 12 months (16) was less than half the number that occurred during the previous 12 months (36). See Figure 7 for a monthly breakdown over the past 24 month period.
- Of the 16 shooting incidents in the last 12 months, the greatest number occurred in Derry City and Strabane (5) followed by Ards and North Down (4). Belfast and Causeway Coast and Glens each experienced 3 shootings while Mid and East Antrim experienced one shooting.
- The three Districts which saw a noticeable decrease in the number of shootings compared to the previous 12 months were Belfast (from 12 to 3), Ards and North Down (from 9 to 4) and Derry City and Strabane (from 10 to 5).

Figure 7: Number of shooting incidents over the past 24 months (November 2022 to October 2024)

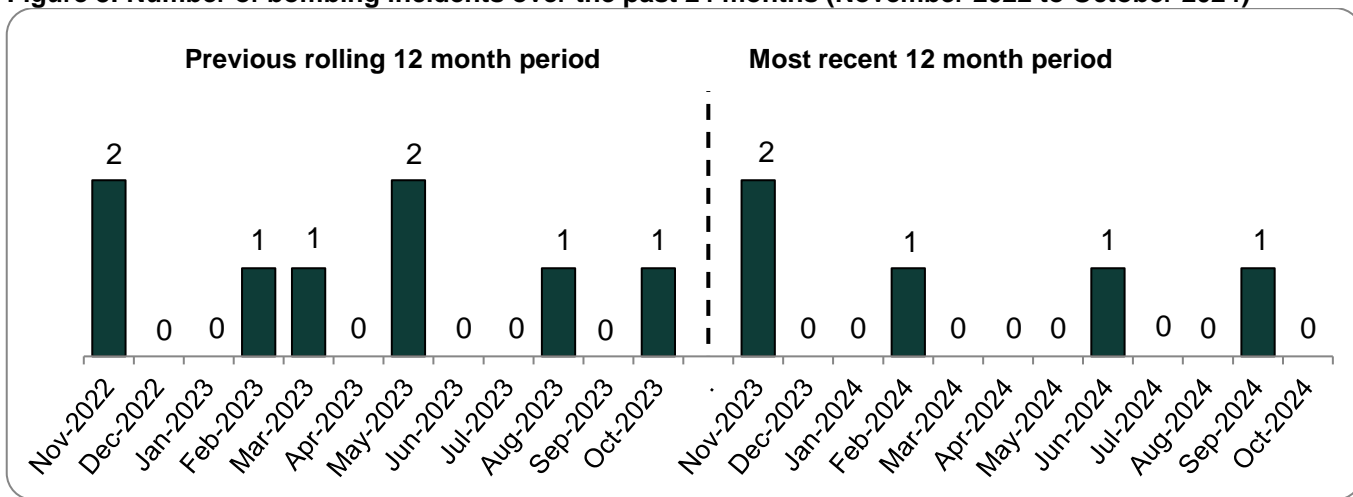


4.3 Bombing Incidents

These include all incidents where a bombing device explodes or is defused. If a device is found that is not complete or armed, then it is recorded as a 'find' and not as a bombing.

- There were 5 bombing incidents during the last 12 months, compared to 8 during the previous 12 months. See Figure 8 for a monthly breakdown.
- Of the 5 bombing incidents, 2 occurred in Causeway Coast and Glens and one occurred in each of the Districts Derry City and Strabane, Newry, Mourne and Down and Mid Ulster.

Figure 8: Number of bombing incidents over the past 24 months (November 2022 to October 2024)

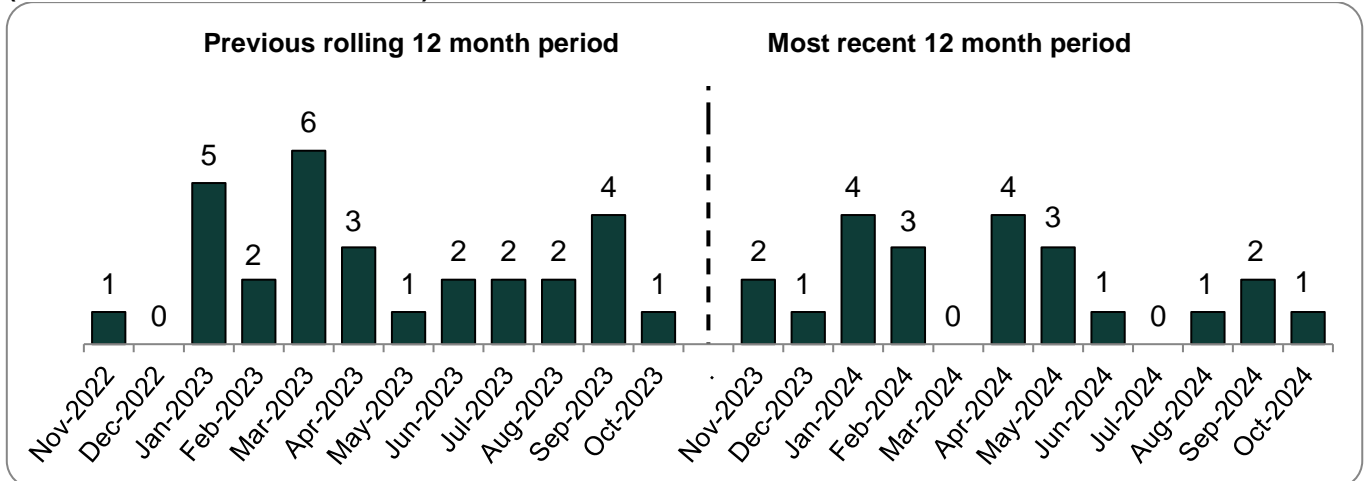


4.4 Paramilitary Style Assaults

Paramilitary style assaults are usually carried out by Loyalist or Republican groups on members of their own community as a so-called punishment. The assault will involve major or minor physical injury to the injured party typically involving a group of assailants armed with, for example, iron bars or baseball bats. Paramilitary style assaults that result in death are counted as 'security related deaths' and are not reflected in the paramilitary style assault figures.

- There were 22 casualties of paramilitary style assaults during the last 12 months, compared to 29 during the previous 12 months. The greatest number of assaults occurred in Belfast (6), followed by Derry City and Strabane (4) and Ards and North Down (3). Figures for all Districts can be found in Section 5.
- Of the 22 casualties of paramilitary style assaults during the last 12 months one was under 18 years old.
- There was a marked decrease in the number of paramilitary style assaults in Belfast (from 13 to 6) and Mid and East Antrim (from 7 to 2) compared to the previous year.

Figure 9: Number of casualties resulting from paramilitary style assaults⁽¹⁾ over the last 24 months (November 2022 to October 2024)



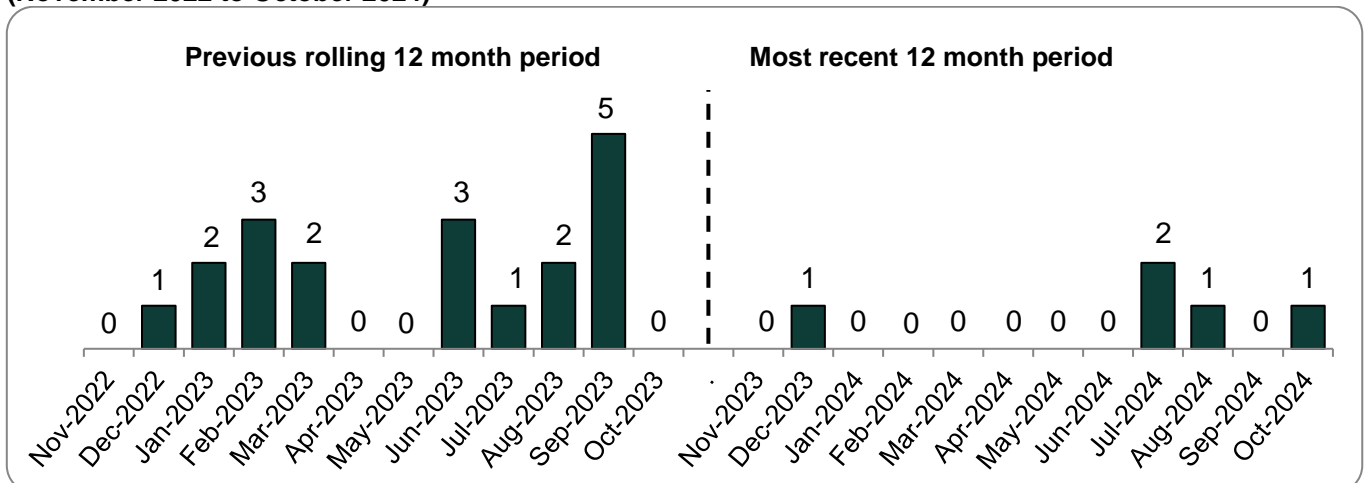
(1) Paramilitary style assaults that result in death are counted as security related deaths and are not included in the casualties of paramilitary style assaults figures.

4.5 Paramilitary Style Shootings

Paramilitary style shootings usually result in the injured party being shot in the knees, elbows, feet, ankles or thighs and the motive is supposedly to punish the person for anti-social activities. These paramilitary style shootings are generally conducted by Loyalist or Republican paramilitary groups on members of their own community. Paramilitary style shootings that result in death are counted as ‘security related deaths’ and are not reflected in the paramilitary style shooting figures.

- The number of casualties of paramilitary-style shootings during the last 12 months (5) was almost a quarter of the number that occurred during the previous 12 months (19).
- Ards and North Down and Causeway Coast and Glens each experienced 2 paramilitary-style shootings, while Derry City and Strabane experienced one.
- There were no paramilitary-style shootings in Belfast during the last 12 months, compared to 9 during the previous 12 months. Figures for all Districts can be found in Section 5.
- All 5 casualties of paramilitary style shootings during the last 12 months were aged 18 years and above.

Figure 10: Number of casualties resulting from paramilitary style shootings⁽¹⁾ over the last 24 months (November 2022 to October 2024)



(1) Paramilitary style shootings that result in death are counted as security related deaths and are not included in the casualties of paramilitary style shootings figures.

4.6 Finds of Firearms, Explosives and Ammunition

These refer to the seizure or recovery of all illegal firearms, ammunition, explosives, rocket/mortar launchers, detonators and bomb making material/equipment. Replica/blank firing firearms, petrol bombs and petrol bomb making materials, grenades and munitions from World War 1 or World War 2 found on the beach or in attics etc. are not recorded as finds.

Firearms Finds

- There were 11 firearms found during the past 12 months, compared to 25 during the previous 12 months.

Explosive Finds

- There were 0.83kg of explosives found during the past 12 months compared to 3.08kg during the previous 12 months. There were 2.29kg of explosives found in September 2023, the most found in a month since June 2020.

Ammunition Finds

- There were 439 rounds of ammunition found during the past 12 months compared to 877 rounds found in the previous 12 months.

Table 1: Number of firearms, explosives and rounds of ammunition seized by PSNI over the last 24 months (November 2022 to October 2024)

| | Firearms | Explosives (kg) | Rounds of Ammunition | | Firearms | Explosives (kg) | Rounds of Ammunition |
|--------------|-----------|-----------------|----------------------|--------------|-----------|-----------------|----------------------|
| Nov-22 | 6 | 0.17 | 152 | Nov-23 | 1 | 0.31 | 181 |
| Dec-22 | 0 | 0.00 | 8 | Dec-23 | 0 | 0.00 | 115 |
| Jan-23 | 1 | 0.00 | 1 | Jan-24 | 1 | 0.22 | 11 |
| Feb-23 | 2 | 0.00 | 147 | Feb-24 | 1 | 0.00 | 12 |
| Mar-23 | 4 | 0.00 | 96 | Mar-24 | 5 | 0.00 | 59 |
| Apr-23 | 0 | 0.62 | 10 | Apr-24 | 0 | 0.00 | 2 |
| May-23 | 3 | 0.00 | 56 | May-24 | 1 | 0.30 | 37 |
| Jun-23 | 0 | 0.00 | 5 | Jun-24 | 1 | 0.00 | 4 |
| Jul-23 | 1 | 0.00 | 6 | Jul-24 | 0 | 0.00 | 3 |
| Aug-23 | 1 | 0.00 | 27 | Aug-24 | 1 | 0.00 | 9 |
| Sep-23 | 4 | 2.29 | 112 | Sep-24 | 0 | 0.00 | 6 |
| Oct-23 | 3 | 0.00 | 257 | Oct-24 | 0 | 0.00 | 0 |
| Total | 25 | 3.08 | 877 | Total | 11 | 0.83 | 439 |

4.7 Section 41 Terrorism Act Arrests and Subsequent Charges

Section 41 of the Terrorism Act 2000 enables police officers to arrest persons whom they reasonably suspect to be a terrorist. Following arrest under Section 41 of the Terrorism Act an individual may be charged with any offence (e.g. attempted murder) and not necessarily an offence listed under the Terrorism Act. Figures in this publication include only those arrests that are linked to the security situation in Northern Ireland; persons who have been arrested under Section 41 of the Terrorism Act for other reasons are excluded.

- There were 71 persons arrested under Section 41 of the Terrorism Act 2000 during the past 12 months, compared to 123 during the previous 12 months (see Figure 11).
- Of the 71 arrests, 24 of them occurred in Derry City and Strabane and 24 occurred in Belfast. Figures for all Districts are in Section 5.
- There were 9 persons arrested under Section 41 of the Terrorism Act 2000 and subsequently charged (with any offence) during the past 12 months, compared to 27 during the previous 12 months.

Figure 11: Number of persons arrested under S41 Terrorism Act over the last 24 months (November 2022 to October 2024)

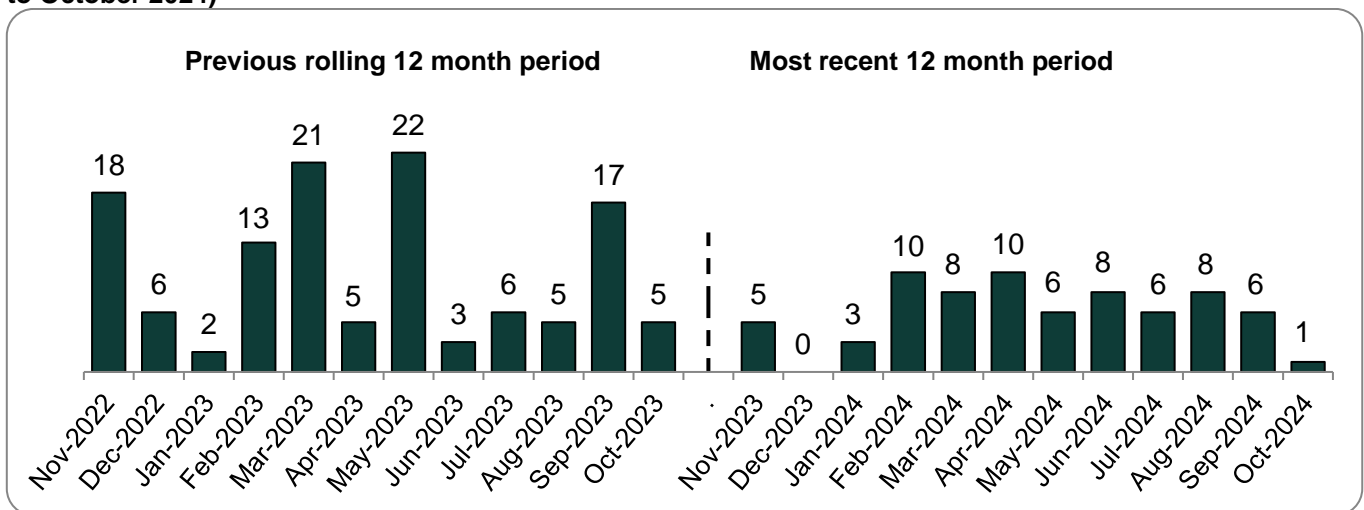
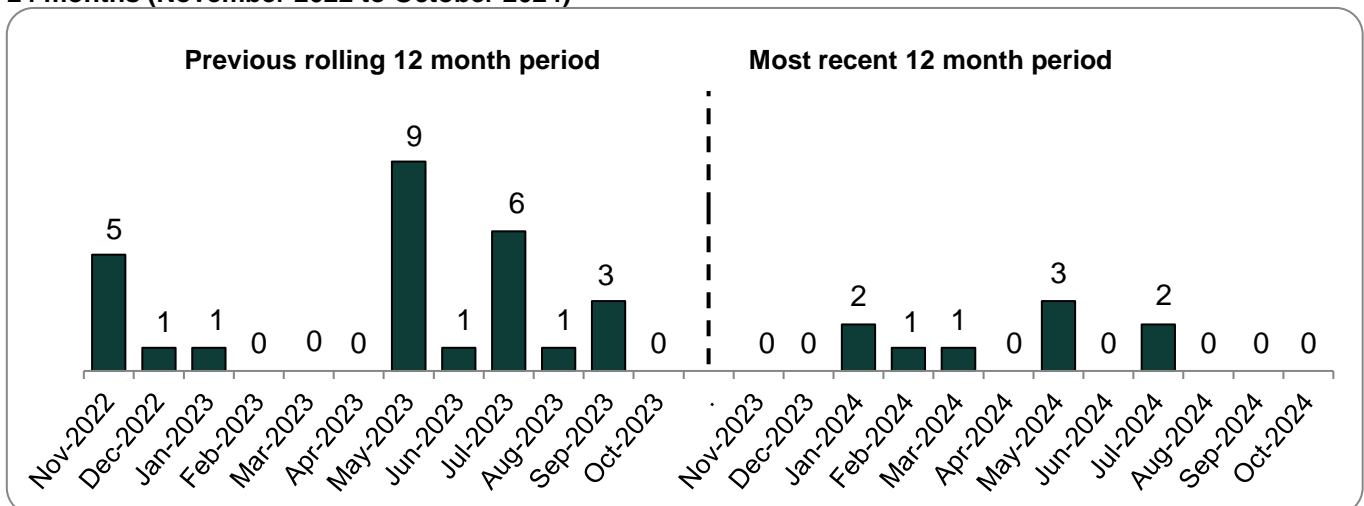


Figure 12: Number of persons arrested under S41 Terrorism Act and subsequently charged over the last 24 months (November 2022 to October 2024)



5. District level tables

Bombing and Shooting Incidents

| Policing District | Bombing Incidents ¹ | | | Shooting Incidents ² | | |
|------------------------------------|--------------------------------|-------------------------|-----------|---------------------------------|-------------------------|------------|
| | 12 months to October 23 | 12 months to October 24 | Change | 12 months to October 23 | 12 months to October 24 | Change |
| Belfast City | 2 | 0 | -2 | 12 | 3 | -9 |
| Lisburn & Castlereagh City | 0 | 0 | 0 | 0 | 0 | 0 |
| Ards & North Down | 2 | 0 | -2 | 9 | 4 | -5 |
| Newry, Mourne & Down | 0 | 1 | 1 | 0 | 0 | 0 |
| Armagh City, Banbridge & Craigavon | 0 | 0 | 0 | 0 | 0 | 0 |
| Mid Ulster | 0 | 1 | 1 | 0 | 0 | 0 |
| Fermanagh & Omagh | 0 | 0 | 0 | 1 | 0 | -1 |
| Derry City & Strabane | 4 | 1 | -3 | 10 | 5 | -5 |
| Causeway Coast & Glens | 0 | 2 | 2 | 3 | 3 | 0 |
| Mid & East Antrim | 0 | 0 | 0 | 0 | 1 | 1 |
| Antrim & Newtownabbey | 0 | 0 | 0 | 1 | 0 | -1 |
| Northern Ireland | 8 | 5 | -3 | 36 | 16 | -20 |

1) Individual bombing incidents involve one or more explosive devices. Incidents include explosions and defusings. Incidents involving hoax devices, petrol bombings or incendiaries are excluded.

2) The following types of incidents are included:

- Shots fired by terrorists
- Shots fired by the security forces
- Paramilitary-style attacks involving shootings
- Shots heard (and later confirmed)

Casualties of Paramilitary-Style Attacks

| Policing District | Casualties Resulting from Paramilitary-Style Shootings ³ | | | Casualties Resulting from Paramilitary-Style Assaults ³ | | |
|------------------------------------|---|-------------------------|------------|--|-------------------------|-----------|
| | 12 months to October 23 | 12 months to October 24 | Change | 12 months to October 23 | 12 months to October 24 | Change |
| Belfast City | 9 | 0 | -9 | 13 | 6 | -7 |
| Lisburn & Castlereagh City | 0 | 0 | 0 | 0 | 0 | 0 |
| Ards & North Down | 4 | 2 | -2 | 2 | 3 | 1 |
| Newry, Mourne & Down | 0 | 0 | 0 | 0 | 1 | 1 |
| Armagh City, Banbridge & Craigavon | 0 | 0 | 0 | 0 | 2 | 2 |
| Mid Ulster | 0 | 0 | 0 | 0 | 0 | 0 |
| Fermanagh & Omagh | 0 | 0 | 0 | 0 | 0 | 0 |
| Derry City & Strabane | 4 | 1 | -3 | 2 | 4 | 2 |
| Causeway Coast & Glens | 2 | 2 | 0 | 4 | 2 | -2 |
| Mid & East Antrim | 0 | 0 | 0 | 7 | 2 | -5 |
| Antrim & Newtownabbey | 0 | 0 | 0 | 1 | 2 | 1 |
| Northern Ireland | 19 | 5 | -14 | 29 | 22 | -7 |

(3) Paramilitary style assaults/shootings that result in death are counted as security related deaths and are not included in the casualties of paramilitary style assaults/shootings figures.

Arrests under Section 41 TACT and subsequent charges

| Policing District | Section 41 Terrorism Act Arrests | | | Persons charged subsequent to S41 arrest ^{4,5} | | |
|------------------------------------|----------------------------------|-------------------------|------------|---|-------------------------|------------|
| | 12 months to October 23 | 12 months to October 24 | Change | 12 months to October 23 | 12 months to October 24 | Change |
| Belfast City | 25 | 24 | -1 | 5 | 1 | -4 |
| Lisburn & Castlereagh City | 2 | 0 | -2 | 1 | 0 | -1 |
| Ards & North Down | 2 | 0 | -2 | 0 | 0 | 0 |
| Newry, Mourne & Down | 4 | 4 | 0 | 1 | 0 | -1 |
| Armagh City, Banbridge & Craigavon | 1 | 1 | 0 | 0 | 0 | 0 |
| Mid Ulster | 7 | 4 | -3 | 2 | 1 | -1 |
| Fermanagh & Omagh | 17 | 4 | -13 | 6 | 2 | -4 |
| Derry City & Strabane | 56 | 24 | -32 | 9 | 4 | -5 |
| Causeway Coast & Glens | 7 | 6 | -1 | 1 | 1 | 0 |
| Mid & East Antrim | 0 | 0 | 0 | 0 | 0 | 0 |
| Antrim & Newtownabbey | 2 | 4 | 2 | 2 | 0 | -2 |
| Northern Ireland | 123 | 71 | -52 | 27 | 9 | -18 |

(4) Statistics refer to charges brought against a person after the original period of detention (including extensions). Any subsequent charges, additions, deletions to the original charges are not included.

(5) Persons can be charged under legislation other than the Terrorism Act.

6. Revisions

Revisions are carried out in accordance with our [Revisions Policy](#), a copy of which is available in the Official Statistics section of the PSNI Statistics website. Figures within the current financial year to date are provisional and will be subject to slight revision until figures for the full financial year are published. This means that the totals for each month from April 2024 can change each time the figures are published during the financial year. These amendments can happen for a number of reasons, such as an incident being included or excluded following further investigation by an officer.

Since the previous publication in October 2024 there has been one revision made to the data, as follows:

- The number of bombing incidents recorded in September 2024 increased by one (from none to 1).