



**Police Service**  
of Northern Ireland



# Motoring Offence Statistics for Northern Ireland

## 1<sup>st</sup> December 2023 to 30<sup>th</sup> November 2024

**Date of Publication:**

30<sup>th</sup> January 2025

**Frequency:**


Monthly

**Issued by:**

PSNI Statistics Branch  
Lisnasharragh  
42 Montgomery Road  
Belfast  
BT6 9LD

Web: [PSNI Statistics](#)

 [statistics@psni.police.uk](mailto:statistics@psni.police.uk)

 02890 650222 Ext. 24135

In the 12 months from 1<sup>st</sup> December 2023 to 30<sup>th</sup> November 2024:

- There were 34,758 detections for motoring offences in Northern Ireland, of which 97% were dealt with by means of a fixed penalty notice or referral for prosecution.
- The remaining 3% (1,098) resulted in the completion of a speed awareness or safer driver course.
- Total detections decreased by 17% on the 41,767 detections recorded in the previous 12 months, with notable reductions across a number of offence groups including insurance, speeding and driving licence offences.
- Only one of the 19 offence groups showed an increase in detections over the year – breach of signs and signals, which rose slightly (16) to 192 detections.
- The largest offence group was insurance offences with 5,875 which along with speeding (4,840) accounted almost one-third of the total detections.
- The highest speed detected by PSNI officers in the latest 12 months was 149mph, on the M2 Foreshore, Belfast.



**Contents**

- 1. Things you need to know about this release .....3
- 2. Summary.....4
- 3. Trends .....5
- 4. Age and Gender .....6
- 5. Offence Group .....7
- 6. Policing District .....10
- 7. Further Information.....12

We welcome user feedback on these statistics. This can be sent to the email address on the cover page or by contacting us at the telephone number provided.

## 1. Things you need to know about this release

Motoring offence statistics for Northern Ireland are collated and produced by statisticians seconded to the Police Service of Northern Ireland (PSNI) from the Northern Ireland Statistics and Research Agency (NISRA).

[PSNI Official Statistics documentation](#) is available on the Official Statistics section of the PSNI website.

### Coverage

This report provides statistics on the number of motoring offences detected by police in Northern Ireland from 1<sup>st</sup> December 2023 – 30<sup>th</sup> November 2024. It does not include any detections by the NI Road Safety Partnership (NI RSP). Figures relating to such detections through the Partnership can be accessed via the following link – [NI RSP](#).

The range of disposals covered includes those offences dealt with by means of a fixed penalty notice (FPN), speed awareness course and referral for prosecution.

This report presents the most recent motoring offence statistics based on figures extracted on 27<sup>th</sup> January 2025. Referred for prosecution figures from 1<sup>st</sup> January 2023 onwards remain provisional and therefore subject to amendment, as do the remaining disposals for the 2024 period only. The information is also available in tabular format in the [accompanying spreadsheets](#) on the PSNI website.

Background information and details of the offences included in each offence grouping can be found in the [Motoring Offence User Guide](#) on the PSNI website. Please note the figures refer to the number of offences and not the number of persons detected as a person can be detected for more than one offence.

### Accredited Official Statistics

[Accredited Official Statistics](#)<sup>1</sup> are official statistics that have been independently reviewed by Office for Statistics Regulation (OSR) and confirmed to comply with the standards of trustworthiness, quality and value in the [Code of Practice for Statistics](#). Producers of accredited official statistics are legally required to ensure they maintain compliance with the Code. Accredited official statistics are called National Statistics in the Statistics and Registration Service Act 2007.

These accredited official statistics were independently reviewed by the Office for Statistics Regulation in March 2020. They comply with the standards of trustworthiness, quality and value in the Code of Practice for Statistics and should be labelled 'accredited official statistics'.

Our statistical practice is regulated by the Office for Statistics Regulation (OSR). OSR sets the standards of trustworthiness, quality and value in the Code of Practice for Statistics that all producers of official statistics should adhere to. You are welcome to contact us directly with any comments about how we meet these standards by emailing [statistics@psni.police.uk](mailto:statistics@psni.police.uk). Alternatively, you can contact OSR by emailing [regulation@statistics.gov.uk](mailto:regulation@statistics.gov.uk) or via the [Office for Statistics Regulation website](#).

<sup>1</sup> From 7 June 2024 the Accredited Official Statistics badge replaced the National Statistics badge.

### Uses of the statistics

Uses of the statistics, based on user engagement, information requests and satisfaction survey feedback include policy making and policy monitoring, performance monitoring, and public interest, by a range of users including PSNI, Policing and Community Safety Partnerships (PCSPs), media and academics.

More detail can be found in the Motoring Offence User Guide which can be accessed via the [motoring offences](#) statistics web page on the PSNI website.

### Related statistics

Sources of motoring offences data for other domains include [An Garda Síochána - Republic of Ireland](#) and [England and Wales](#). Related statistics include [Injury road traffic collision statistics](#) and [NI Road Safety Partnership](#) statistics.

## 2. Summary

Table 1 shows that, over the last 12 months:

- The number of motoring offences detected decreased by 17% to 34,758
- Offences referred for prosecution fell by 17%
- Endorsable fixed penalties decreased by 18%
- Number of speed awareness courses increased by 6%

**Table 1 Number of motoring offences by disposal type, 1<sup>st</sup> December 2022 – 30<sup>th</sup> November 2024\***

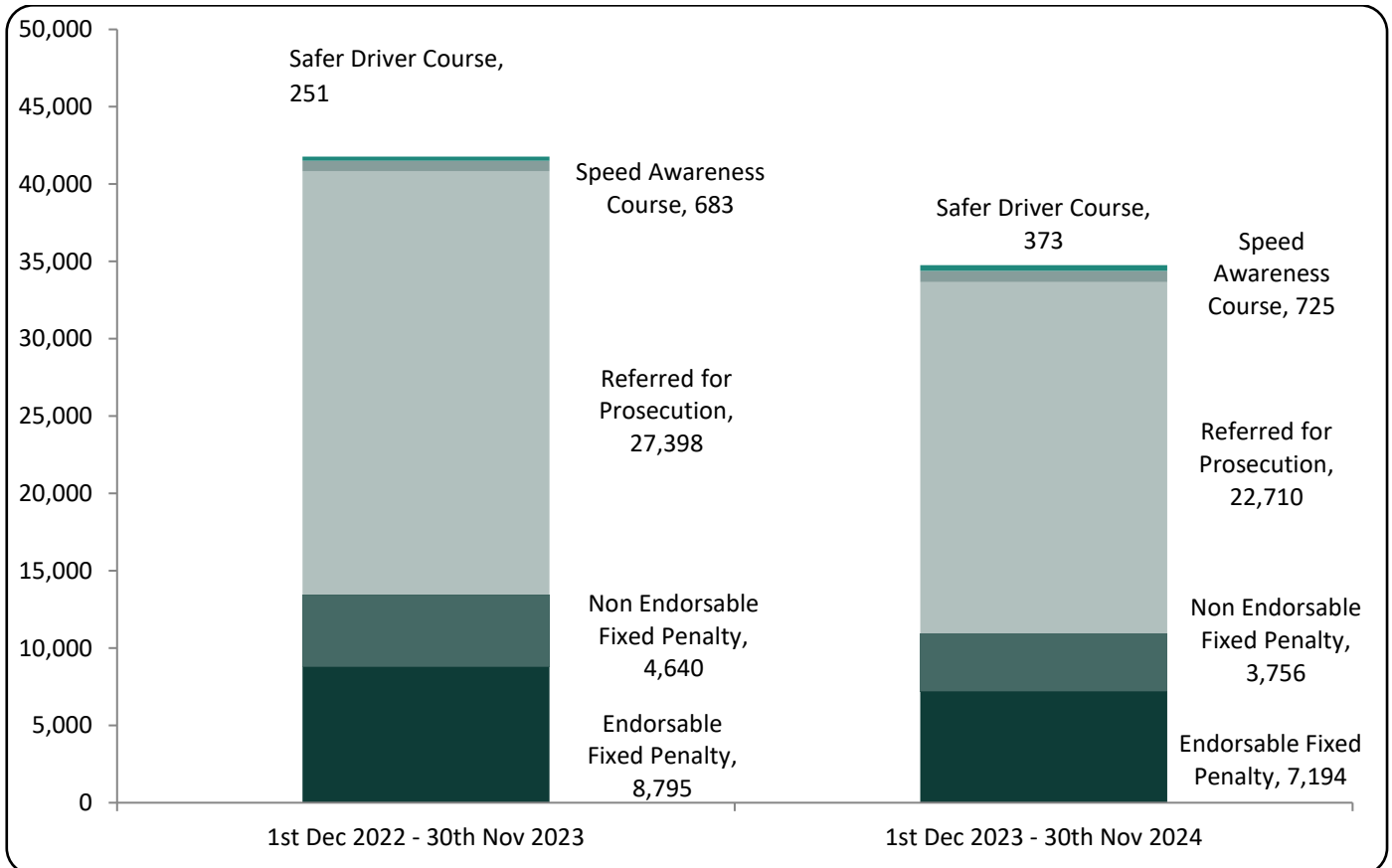
	1 <sup>st</sup> Dec 2022 – 30 <sup>th</sup> Nov 2023	1 <sup>st</sup> Dec 2023 – 30 <sup>th</sup> Nov 2024	Change over last 12 months	Percentage change over last 12 months
Endorsable Fixed Penalty	8,795	7,194	-1,601	-18
Non Endorsable Fixed Penalty	4,640	3,756	-884	-19
Referred for Prosecution	27,398	22,710	-4,688	-17
Speed Awareness Course	683	725	42	6
Safer Driver Course	251	373	122	N/A
<b>Total</b>	<b>41,767</b>	<b>34,758</b>	<b>-7,009</b>	<b>-17</b>

\*Figures are provisional and subject to change.

1. Note that not all detections in the most recent few months will have been processed as yet, particularly those referred for prosecution.

2. Safer driver courses were introduced in Northern Ireland in May 2023 as an alternative disposal to the new fixed penalty notice for careless driving.

**Figure 1 Comparisons of disposal types for motoring offences between 1<sup>st</sup> December 2022 – 30<sup>th</sup> November 2023 and 1<sup>st</sup> December 2023 – 30<sup>th</sup> November 2024**



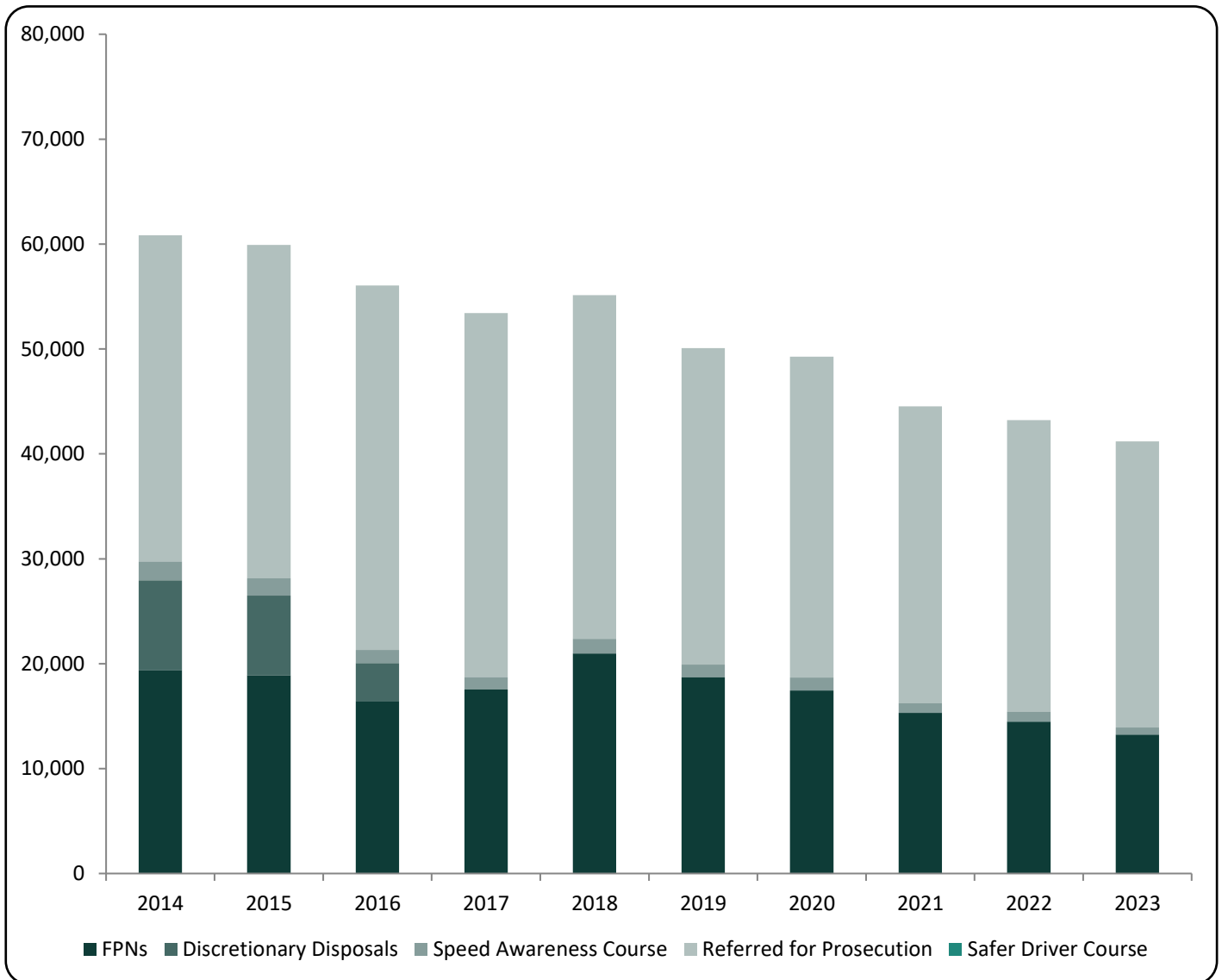
Note that not all detections in the most recent months will have been processed at this time, particularly those referred for prosecution.

### 3. Trends

The number of motoring offences have been generally decreasing over a 10 year period from a total of 60,838 recorded in 2014 to 41,472 recorded in 2023 (see figure 2).

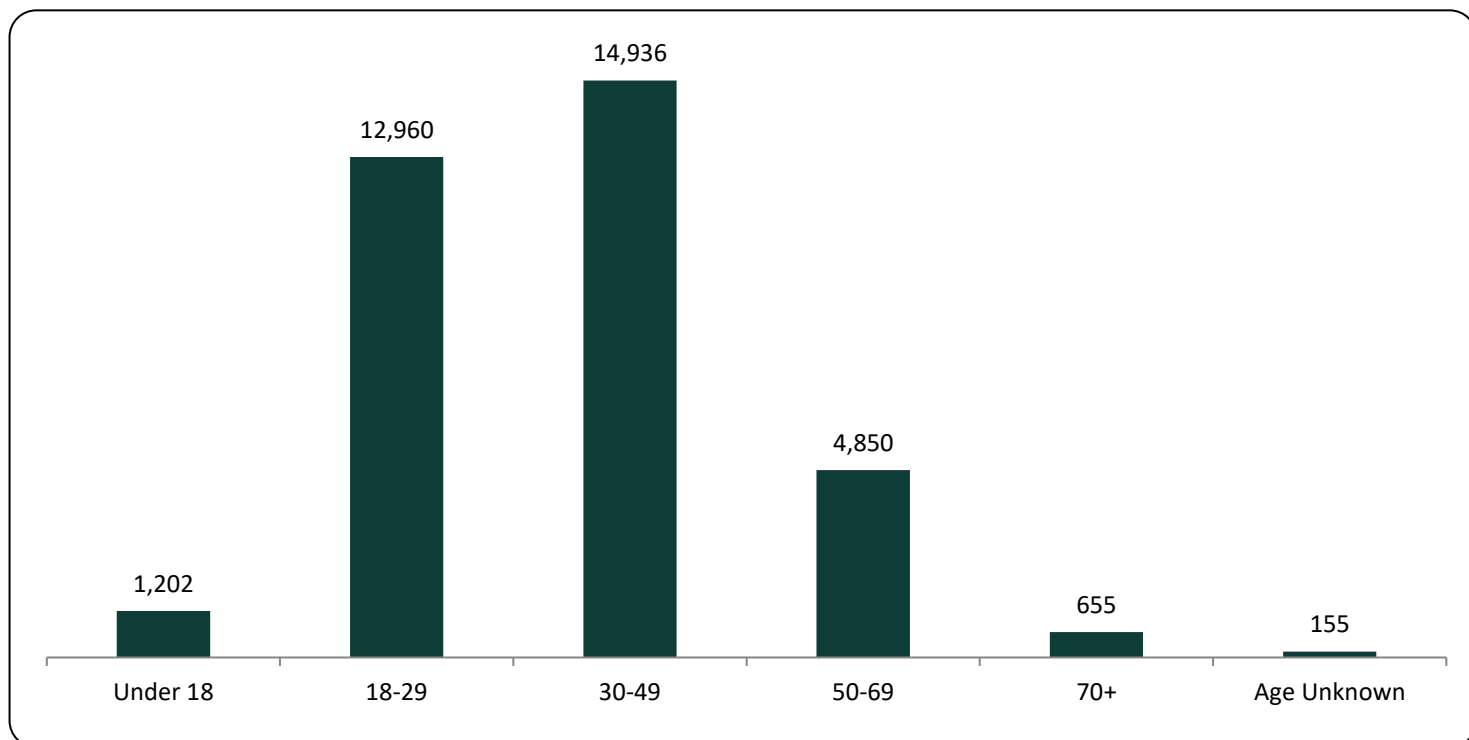
Discretionary disposals were introduced during 2011 as an alternative method of disposal for dealing with motoring offences but were removed on 31<sup>st</sup> July 2016. Safer driver courses were introduced in Northern Ireland in May 2023 as an alternative disposal to the new fixed penalty notice for careless driving.

**Figure 2 Number of motoring offences by disposal type: 1<sup>st</sup> January 2014 – 31<sup>st</sup> December 2023**



## 4. Age and Gender

Figure 3 Number of motoring offences by age: 1<sup>st</sup> December 2023 – 30<sup>th</sup> November 2024



- Figure 3 shows that those aged 30-49 years old accounted for over two fifths of motoring offences detected between 1<sup>st</sup> December 2023 and 30<sup>th</sup> November 2024 where age is known, followed by those aged 18-29 (37%). Almost all (99%) of the unknown ages refer to non endorsable offences, which can be issued in the absence of the offender and do not require licence details to process, for example parking offences.
- Males accounted for 8 in 10 of all motoring offences detected between 1<sup>st</sup> December 2023 and 30<sup>th</sup> November 2024.

## 5. Offence Group

**Table 2 Number of motoring offences by gender, age band and offence group<sup>1</sup>**  
**1<sup>st</sup> December 2023 – 30<sup>th</sup> November 2024\***

	Female	Male	Other / Unknown	Under 18	18-29	30-49	50-69	70+	Age Unknown	Total
Breach of signs & signals	44	147	1	4	58	73	45	7	5	<b>192</b>
Careless driving	814	3415	3	120	1405	1718	804	183	2	<b>4,232</b>
Construction & use	347	2354	1	138	1715	640	175	13	21	<b>2,702</b>
Dangerous driving	156	1,322	3	81	735	510	135	20	0	<b>1,481</b>
Drink or drug driving	584	2,371	6	19	731	1,617	549	44	1	<b>2,961</b>
Driving licence	371	2,132	2	108	802	1,276	284	34	1	<b>2,505</b>
Driving whilst disqualified	86	951	6	85	317	495	139	7	0	<b>1,043</b>
Failing to stop / remain / report collision	399	1,770	3	81	706	920	374	91	0	<b>2,172</b>
Fraudulent use / declaration	25	193	1	2	79	92	42	4	0	<b>219</b>
Insurance	1,007	4,853	15	191	2,194	2,747	661	82	0	<b>5,875</b>
L & R driver	189	1,262	3	98	638	589	113	16	0	<b>1,454</b>
Miscellaneous	81	818	9	74	373	358	83	14	6	<b>908</b>
Mobile phone	179	872	0	5	243	555	225	23	0	<b>1,051</b>
Non-driver	183	310	3	12	148	249	78	7	2	<b>496</b>
Parking	200	345	20	4	196	164	85	10	106	<b>565</b>
Seatbelt	105	433	0	14	160	274	77	13	0	<b>538</b>
Speeding	1,324	3,516	0	85	1,847	1,993	836	78	1	<b>4,840</b>
Vehicle TADA / tampering	83	777	0	72	368	360	59	1	0	<b>860</b>
Vehicle test certificate	116	547	1	9	245	306	86	8	10	<b>664</b>
<b>Total</b>	<b>6,293</b>	<b>28,388</b>	<b>77</b>	<b>1,202</b>	<b>12,960</b>	<b>14,936</b>	<b>4,850</b>	<b>655</b>	<b>155</b>	<b>34,758</b>

\* Figures are provisional and subject to change. <sup>1</sup> Please refer to section 7 for more detail regarding the offence groups.

- Table 1 shows a decrease of 18% in the number of endorsable tickets issued in past 12 months when compared with previous 12 months, which was primarily due to lower numbers of insurance, speeding and driving license offences.
- Table 2 shows that the largest offence group recorded was insurance offences with a total of 5,875 detections, this was a 22% decrease on the number recorded in the previous 12 months. For the period 1<sup>st</sup> December 2023 to 30<sup>th</sup> November 2024 insurance offences accounted for 17% of all detections for motoring offences.
- Speeding offences accounted for 14% of all offences in the current period. The total number of such offences decreased by 822 (15%) since the previous year, to 4,840 between December 2023 and November 2024.
- The highest speed recorded by PSNI officers in the latest 12 months was 149mph, on the M2 Foreshore, Belfast.
- In the latest 12 months, the NI Road Safety Partnership detected almost sixteen times more speeding offences than the PSNI (79,105).
- Only one of the 19 offence groups showed an increase in detections over the year, breach of signs and signals saw an increase of 9% (16 detections).
- Parking detections by the PSNI decreased by almost two-fifths over the 12 month period, while mobile phone offences showed a decrease of over one-fifth, reducing by 297 detections.
- Over half of those detected for mobile phone offences were age 30-49.
- One-fifth of all female detections was for speeding offences.
- Over a quarter of detections involving those aged 70 or more were for careless driving type offences.



**Table 3 Number of motoring offences by month and offence group<sup>1</sup>, 1<sup>st</sup> December 2022 – 30<sup>th</sup> November 2024\***

Offence group	Dec 2023	Jan 2024	Feb 2024	Mar 2024	Apr 2024	May 2024	June 2024	July 2024	Aug 2024	Sept 2024	Oct 2024	Nov 2024	Dec 2023 – Nov 2024	Dec 2022 – Nov 2023	Change over last 12 months Number	Change over last 12 months %
Breach of signs & signals	18	24	12	23	14	11	17	24	14	11	7	17	192	176	16	9
Careless driving	376	389	354	443	365	395	359	359	323	306	328	235	4,232	4,953	-721	-15
Construction & use	189	261	209	308	220	224	227	236	210	236	188	194	2,702	3,033	-331	-11
Dangerous driving	139	131	127	148	132	142	128	144	122	102	94	72	1,481	1,632	-151	-9
Drink or drug driving	299	218	251	275	243	292	241	279	197	267	226	173	2,961	3,154	-193	-6
Driving licence	242	233	257	263	215	179	198	222	202	183	168	143	2,505	3,159	-654	-21
Driving whilst disqualified	98	114	113	97	82	95	78	89	73	75	76	53	1,043	1,174	-131	-11
Failing to stop / remain / report collision	185	190	223	229	190	150	223	189	182	151	146	114	2,172	2,730	-558	-20
Fraudulent use / declaration	15	20	16	22	23	22	23	23	14	17	15	9	219	232	-13	-6
Insurance	632	686	629	690	530	401	375	430	375	361	412	354	5,875	7,517	-1,642	-22
L & R driver	131	178	101	145	109	111	111	166	101	95	103	103	1,454	1,767	-313	-18
Miscellaneous	88	73	84	94	94	74	66	102	73	60	59	41	908	943	-35	-4
Mobile phone	73	94	88	113	91	89	92	90	80	79	96	66	1,051	1,348	-297	-22
Non-driver	60	46	28	43	35	74	33	56	30	26	39	26	496	616	-120	-19
Parking	72	46	53	41	61	50	17	33	46	42	58	46	565	979	-414	-42
Seatbelt	42	53	49	55	56	49	37	48	36	39	40	34	538	718	-180	-25
Speeding	266	403	391	416	441	451	473	541	444	379	367	268	4,840	5,662	-822	-15
Vehicle TADA / tampering	86	79	95	63	86	89	67	74	56	53	56	56	860	1,145	-285	-25
Vehicle test certificate	71	86	77	65	68	42	42	45	39	43	47	39	664	829	-165	-20
<b>Total</b>	<b>3,082</b>	<b>3,324</b>	<b>3,157</b>	<b>3,533</b>	<b>3,055</b>	<b>2,940</b>	<b>2,807</b>	<b>3,150</b>	<b>2,617</b>	<b>2,525</b>	<b>2,525</b>	<b>2,043</b>	<b>34,758</b>	<b>41,767</b>	<b>-7,009</b>	<b>-17</b>

\* Figures are provisional and subject to change.

<sup>1</sup> Please refer to section 7 for more detail regarding the offence groups.

## 6. Policing District

Figure 4: Number of motoring offences by Policing District: 1<sup>st</sup> December 2022 – 30<sup>th</sup> November 2024

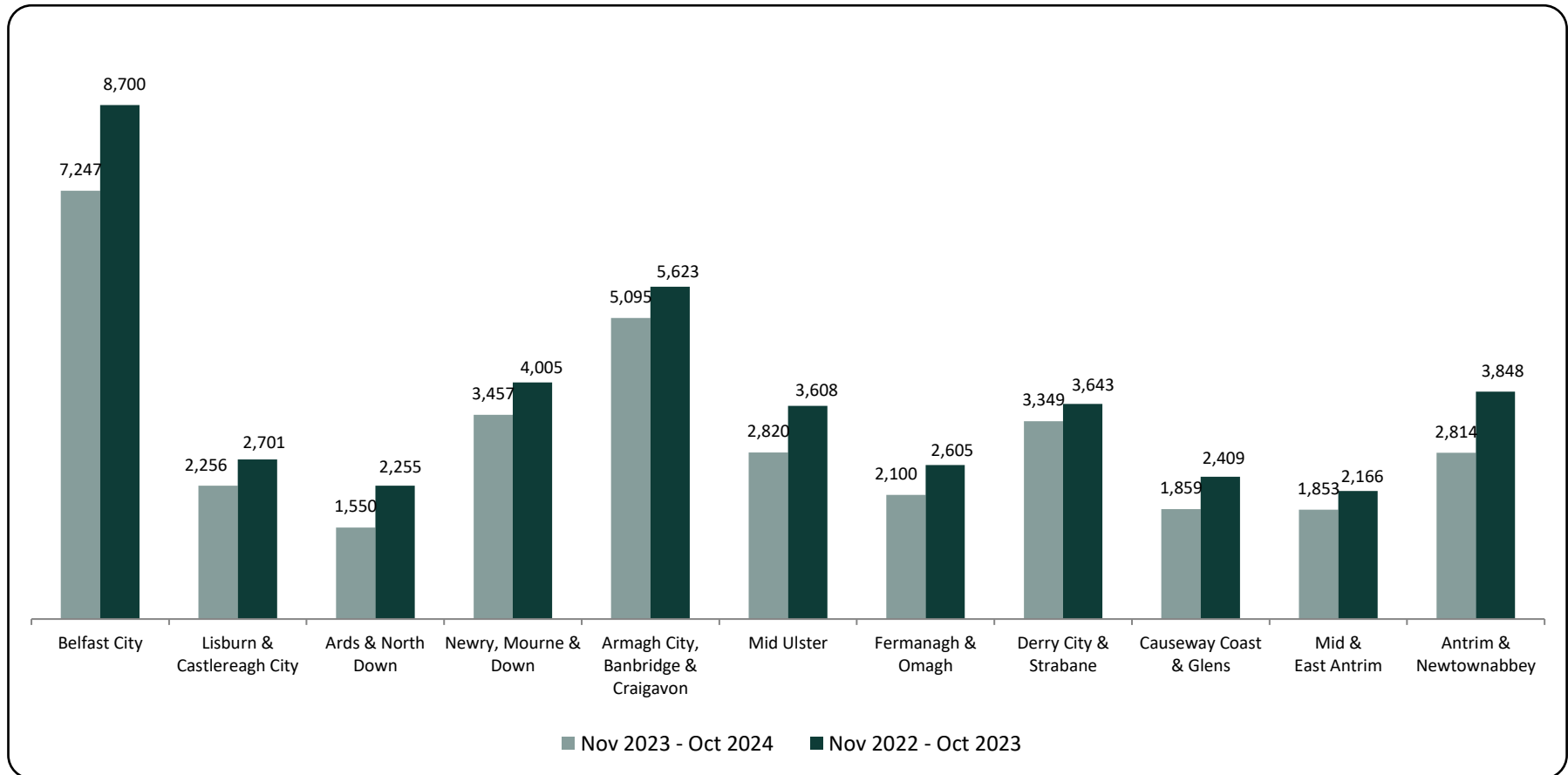
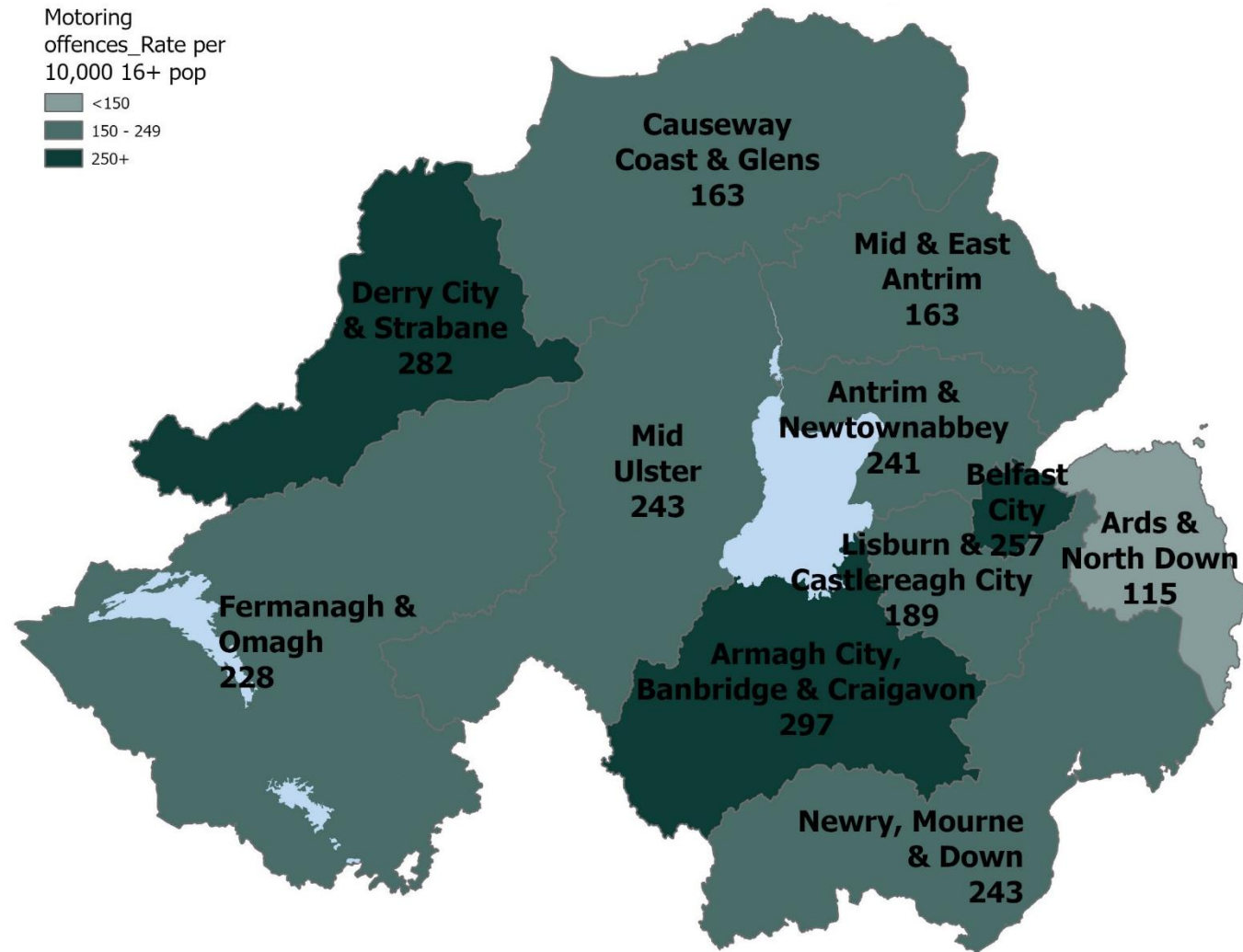


Figure 4 shows that 21% of motoring offences were detected in Belfast City District followed by a further 15% in Armagh City, Banbridge and Craigavon.

Figure 5: Rate of motoring offences per 10,000 population<sup>1</sup> aged 16+ by Policing District: 1<sup>st</sup> December 2023 – 30<sup>th</sup> November 2024



## 7. Further Information

A [User Guide](#) providing detailed information on the motoring offences statistics is available on the PSNI website.

[PSNI Official Statistics documentation](#) is available on the Official Statistics section of the PSNI website.

### Referred for prosecution

Police led prosecutions for motoring offences occur when the offence is of a serious nature and has no corresponding fixed penalty or where multiple offences have occurred or where the alleged offender wishes to have the matter(s) heard at court. Where an offending driver has already accumulated a number of penalty points, to the extent that a driving disqualification is now in scope, such cases must be heard at court and will consequently also be subject of a prosecution.

### Fixed penalty notices

Fixed penalties originated as an administrative way to deal with simple parking offences without referring such matters to the courts. Such was its success that it was identified as an efficient way to deal with minor road traffic offences and was expanded to encompass these matters in the mid-1980s. With the introduction of penalty points for traffic offences, the scheme was expanded to incorporate endorsable and non-endorsable offences.

Non-endorsable offences - meaning those which don't result in points on your licence incur a fine of £30. Fines for endorsable offences are £60 and three points. More serious offences such as driving without insurance can incur fines of up to £200 and six points. Other fixed penalty offences include No MOT (£60) or Vehicle Excise License (£60). Fine collection and revenue reporting are managed by the NI Courts Service.

The full list of offences and groups are published on the [motoring offences section](#) of the PSNI website.

### Speed awareness courses

Speed awareness courses were introduced in Northern Ireland in 2010. Drivers, depending on the speed at which they were detected, October be offered an opportunity to attend a speed awareness course as an alternative to penalty points. The course which is available at eight locations throughout Northern Ireland and delivered and managed (currently online due to COVID-19) by an appointed contractor must be attended within a period of 120 days from the date of detection. Certain restrictions apply to who can qualify for the speed awareness course option.

### Safer driver courses

Safer driver courses were introduced in Northern Ireland in May 2023 as an alternative disposal to the new fixed penalty notice for careless driving, subject to eligibility. See Careless Driving section below for more details.

### Offence groups

An offence group is made up of many individual offences. For the full list of offences and groups see the [motoring offences section](#) of the PSNI website.

### Careless driving

On Monday 15<sup>th</sup> May 2023, a fixed penalty notice was introduced in Northern Ireland for the offence of careless driving, which is committed when the driving falls below the standard expected of a competent and careful driver. Prior to this, there was no one single offence for careless driving in Northern Ireland. The penalty for the new offence is £100 and 3 penalty points. It currently cannot be issued in the case of a road traffic collision and is an available disposal for lower level offending including driving too close, unnecessarily staying in an overtaking lane or unnecessarily slow driving or braking.

The new careless driving offence is reported within the wider careless driving offence group which includes other offences such as overtaking on inside lane, driving on hard shoulder of motorway and reversing on motorway.

## Construction and use

Construction and use offence group includes defective tyre, defective exhaust, excess noise, incorrect form of registration and no number plate offences.

## L & R driver

L & R driver means learner and restricted driver offence group. Note the offence of L or R driver exceeding 45mph is included in the speeding group.

## Miscellaneous

Miscellaneous offence group includes taxi related offences, tachograph and driver hours offences.

## Non-driver

The non-driver offence group includes all aiding and abetting, permitting and causing offences. It also includes non-motor vehicle and pedestrian offences.

## Speeding

This does not include driver's detected speeding through the NI Road Safety Partnership.

## Vehicle TADA / tampering

Vehicle TADA means Vehicle taking and driving away.

## Revisions

Figures for 2023 were finalised in March 2024. Figures from January 2024 onwards are currently provisional and subject to ongoing quality assurance and minor amendment, primarily due to the time taken to process all offences, particularly those referred for prosecution or completing a speed awareness course.

To demonstrate the scale of revisions, updated figures for January – October 2024 are provided in the table below:

	Last month publication	This month publication	Change	Percentage change
Endorsable Fixed Penalty	6,195	6,232	37	<b>0.6</b>
Non Endorsable Fixed Penalty	3,173	3,184	11	<b>0.3</b>
Referred for Prosecution	18,431	19,250	819	<b>4.4</b>
Speed Awareness Course	615	644	29	<b>4.7</b>
Safer driver course	309	323	14	<b>4.5</b>
<b>Total</b>	<b>28,723</b>	<b>29,633</b>	<b>910</b>	<b>3.2</b>