



**Police Service**  
of Northern Ireland



# Motoring Offence Statistics for Northern Ireland

## 1<sup>st</sup> April 2024 to 31<sup>st</sup> March 2025

**Date of Publication:**

29<sup>th</sup> May 2025

**Frequency:**


Monthly

**Issued by:**

PSNI Statistics Branch  
Lisnasharragh  
42 Montgomery Road  
Belfast  
BT6 9LD

Web: [PSNI Statistics](https://psni.statistics.nisra.gov.uk/)

 [statistics@psni.police.uk](mailto:statistics@psni.police.uk)

 02890 650222 Ext. 24135

In the 12 months from 1<sup>st</sup> April 2024 to 31<sup>st</sup> March 2025:

- There were 33,153 detections for motoring offences in Northern Ireland, of which 97% were dealt with by means of a fixed penalty notice or referral for prosecution.
- The remaining 3% (977) resulted in the completion of a speed awareness or safer driver course.
- Total detections decreased by 21% on the 41,744 detections recorded in the previous 12 months, with notable reductions across a number of offence groups including insurance, speeding, driving licence and careless driving offences.
- Only one of the 19 offence groups showed an increase in detections over the year – breach of signs and signals, which rose slightly (12) to 199 detections.
- The largest offence group was insurance offences with 5,236 which along with speeding (4,474) accounted for under one-third of the total detections.
- The highest speed detected by PSNI officers in the latest 12 months was 132mph, on the A8 Belfast Road, Larne.



Contents

- 1. Things you need to know about this release .....3
- 2. Summary.....4
- 3. Trends .....5
- 4. Age and Gender .....6
- 5. Offence Group .....7
- 6. Policing District .....10
- 7. Further Information.....12

We welcome user feedback on these statistics. This can be sent to the email address on the cover page or by contacting us at the telephone number provided.

## 1. Things you need to know about this release

Motoring offence statistics for Northern Ireland are collated and produced by statisticians seconded to the Police Service of Northern Ireland (PSNI) from the Northern Ireland Statistics and Research Agency (NISRA).

[PSNI Official Statistics documentation](#) is available on the Official Statistics section of the PSNI website.

### Coverage

This report provides statistics on the number of motoring offences detected by police in Northern Ireland from 1<sup>st</sup> April 2024 – 31<sup>st</sup> March 2025. It does not include any detections by the NI Road Safety Partnership (NI RSP). Figures relating to such detections through the Partnership can be accessed via the following link – [NI RSP](#).

The range of disposals covered includes those offences dealt with by means of a fixed penalty notice (FPN), speed awareness or safer driver course or a referral for prosecution.

This report presents the most recent motoring offence statistics based on figures extracted on 27<sup>th</sup> May 2025. Referred for prosecution figures from 1<sup>st</sup> January 2023 onwards remain provisional and therefore subject to amendment, as do the remaining disposals for the 2025 period only. The information is also available in tabular format in the [accompanying spreadsheets](#) on the PSNI website.

Background information and details of the offences included in each offence grouping can be found in the [Motoring Offence User Guide](#) on the PSNI website. Please note the figures refer to the number of offences and not the number of persons detected as a person can be detected for more than one offence.

### Accredited Official Statistics

[Accredited Official Statistics](#)<sup>1</sup> are official statistics that have been independently reviewed by Office for Statistics Regulation (OSR) and confirmed to comply with the standards of trustworthiness, quality and value in the [Code of Practice for Statistics](#). Producers of accredited official statistics are legally required to ensure they maintain compliance with the Code. Accredited official statistics are called National Statistics in the Statistics and Registration Service Act 2007.

These accredited official statistics were independently reviewed by the Office for Statistics Regulation in March 2020. They comply with the standards of trustworthiness, quality and value in the Code of Practice for Statistics and should be labelled 'accredited official statistics'.

Our statistical practice is regulated by the Office for Statistics Regulation (OSR). OSR sets the standards of trustworthiness, quality and value in the Code of Practice for Statistics that all producers of official statistics should adhere to. You are welcome to contact us directly with any comments about how we meet these standards by emailing [statistics@psni.police.uk](mailto:statistics@psni.police.uk). Alternatively, you can contact OSR by emailing [regulation@statistics.gov.uk](mailto:regulation@statistics.gov.uk) or via the [Office for Statistics Regulation website](#).

<sup>1</sup> From 7 June 2024 the Accredited Official Statistics badge replaced the National Statistics badge.

### Uses of the statistics

Uses of the statistics, based on user engagement, information requests and satisfaction survey feedback include policy making and policy monitoring, performance monitoring, and public interest, by a range of users including PSNI, Policing and Community Safety Partnerships (PCSPs), media and academics.

More detail can be found in the Motoring Offence User Guide which can be accessed via the [motoring offences](#) statistics web page on the PSNI website.

### Related statistics

Sources of motoring offences data for other domains include [An Garda Síochána - Republic of Ireland](#) and [England and Wales](#). Related statistics include [Injury road traffic collision statistics](#) and [NI Road Safety Partnership](#) statistics.

## 2. Summary

Table 1 shows that, over the last 12 months:

- The number of motoring offences detected decreased by 21% to 33,153
- Offences referred for prosecution fell by 20%
- Endorsable fixed penalties decreased by 22%
- Number of speed awareness courses decreased by 21%

**Table 1 Number of motoring offences by disposal type, 1<sup>st</sup> April 2023 – 31<sup>st</sup> March 2025\***

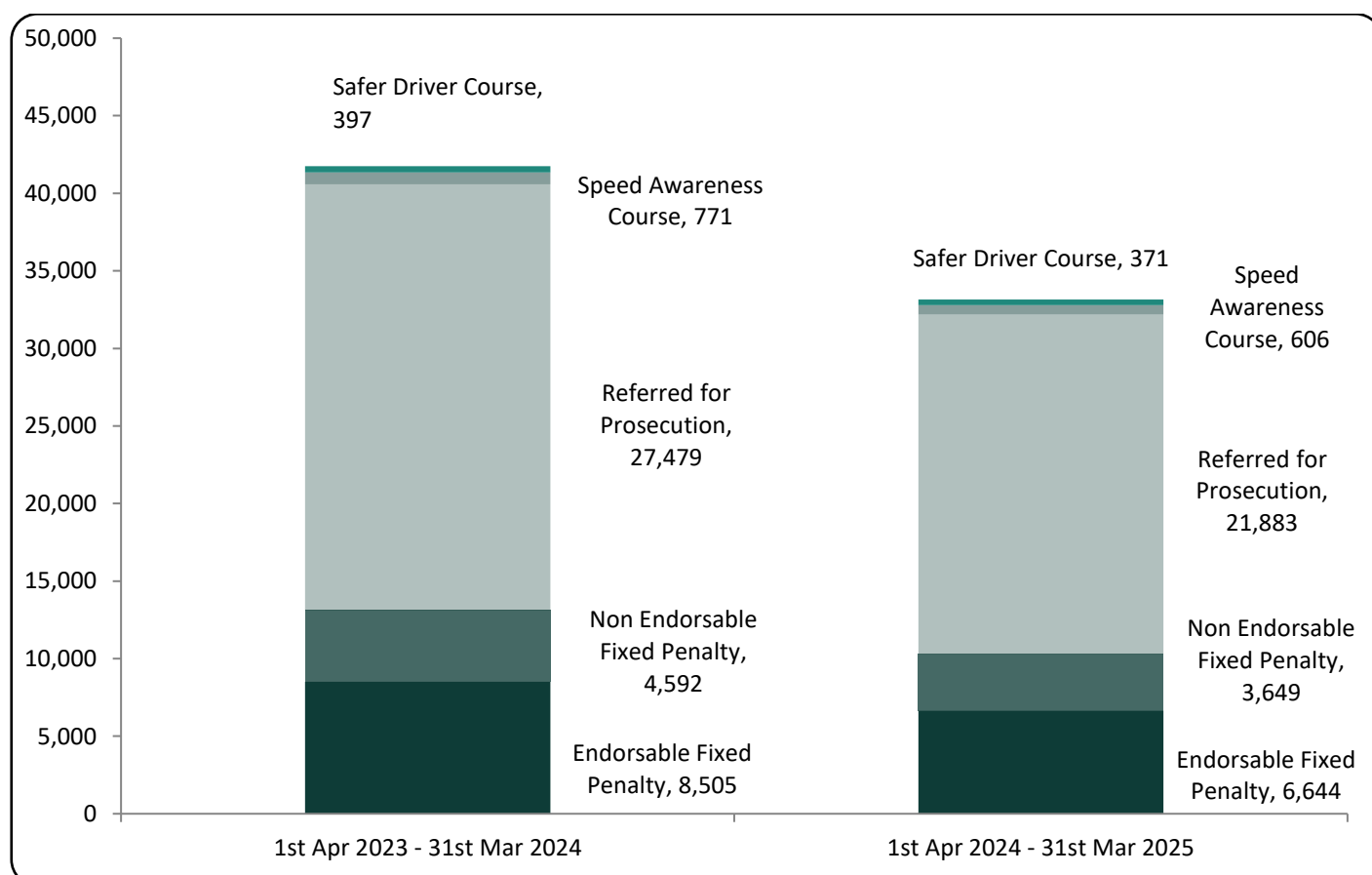
	1 <sup>st</sup> Apr 2023 – 31 <sup>st</sup> Mar 2024	1 <sup>st</sup> Apr 2024 – 31 <sup>st</sup> Mar 2025	Change over last 12 months	Percentage change over last 12 months
Endorsable Fixed Penalty	8,505	6,644	-1,861	-22
Non Endorsable Fixed Penalty	4,592	3,649	-943	-21
Referred for Prosecution	27,479	21,883	-5,596	-20
Speed Awareness Course	771	606	-165	-21
Safer Driver Course	397	371	-26	N/A
<b>Total</b>	<b>41,744</b>	<b>33,153</b>	<b>-8,591</b>	<b>-21</b>

\*Figures are provisional and subject to change.

1. Note that not all detections in the most recent few months will have been processed as yet, particularly those referred for prosecution.

2. Safer driver courses were introduced in Northern Ireland in May 2023 as an alternative disposal to the new fixed penalty notice for careless driving.

**Figure 1 Comparisons of disposal types for motoring offences between 1<sup>st</sup> April 2023 – 31<sup>st</sup> March 2024 and 1<sup>st</sup> April 2024 – 31<sup>st</sup> March 2025**



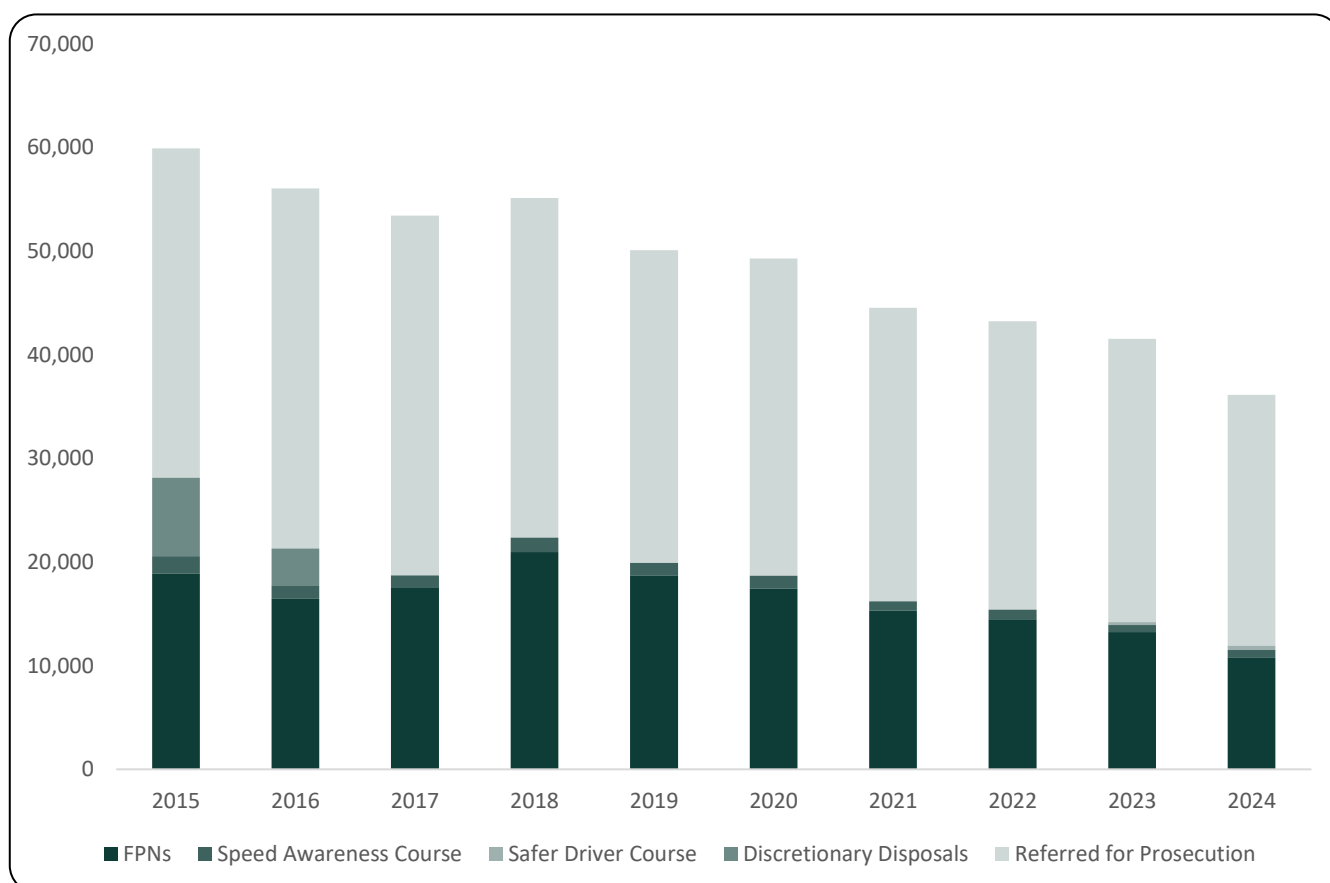
Note that not all detections in the most recent months will have been processed at this time, particularly those referred for prosecution.

### 3. Trends

The number of motoring offences have been generally decreasing over a 10 year period from a total of 59,907 recorded in 2015 to 36,113 recorded in 2024 (see figure 2).

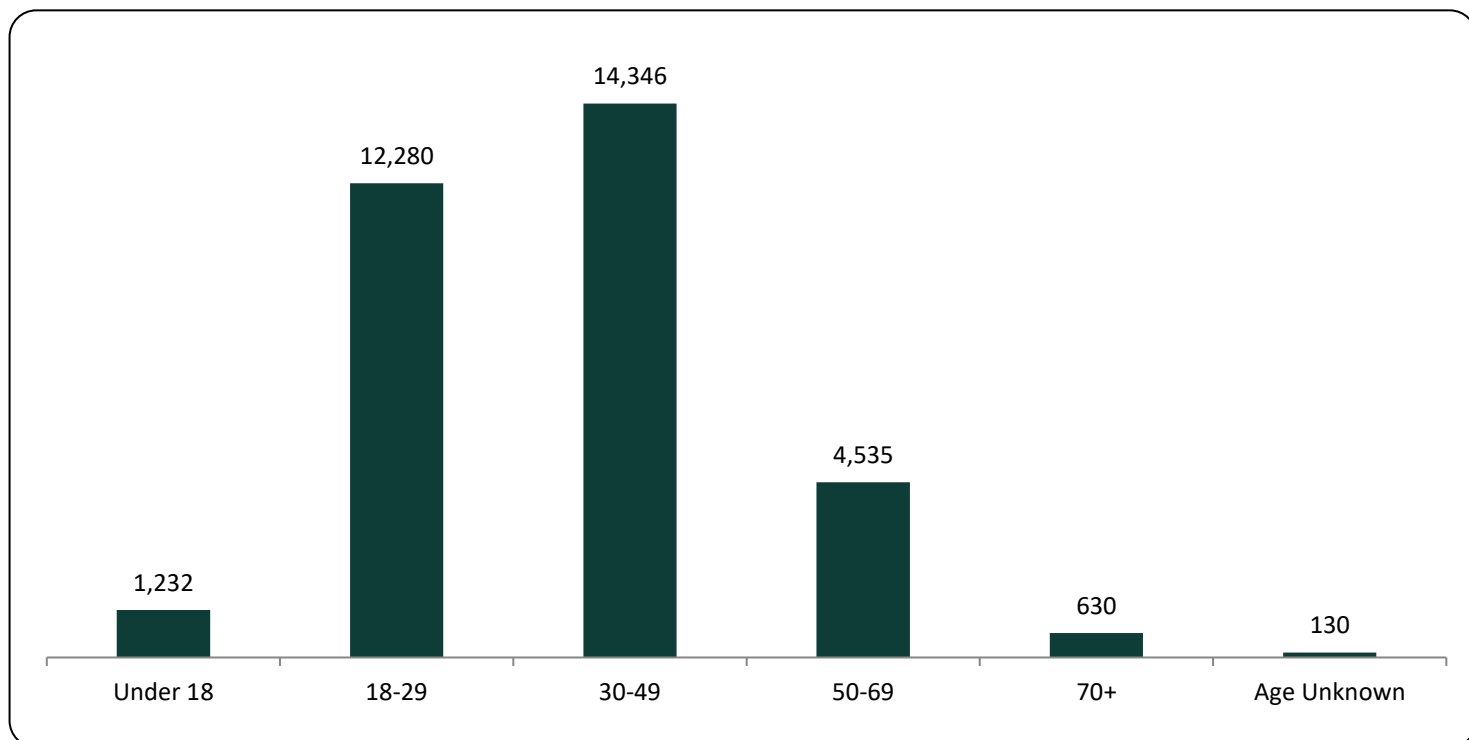
Discretionary disposals were introduced during 2011 as an alternative method of disposal for dealing with motoring offences but were removed on 31<sup>st</sup> July 2016. Safer driver courses were introduced in Northern Ireland in May 2023 as an alternative disposal to the new fixed penalty notice for careless driving.

**Figure 2 Number of motoring offences by disposal type: 1<sup>st</sup> January 2015 – 31<sup>st</sup> December 2024**



## 4. Age and Gender

Figure 3 Number of motoring offences by age: 1<sup>st</sup> April 2024 – 31<sup>st</sup> March 2025



- Figure 3 shows that those aged 30-49 years old accounted for over two fifths of motoring offences detected between 1<sup>st</sup> April 2024 and 31<sup>st</sup> March 2025 where age is known, followed by those aged 18-29 (37%). Almost all (99%) of the unknown ages refer to non endorsable offences, which can be issued in the absence of the offender and do not require licence details to process, for example parking offences.
- Males accounted for 8 in 10 of all motoring offences detected between 1<sup>st</sup> April 2024 and 31<sup>st</sup> March 2025.

## 5. Offence Group

**Table 2 Number of motoring offences by gender, age band and offence group<sup>1</sup>**  
**1<sup>st</sup> April 2024 – 31<sup>st</sup> March 2025\***

	Female	Male	Other / Unknown	Under 18	18-29	30-49	50-69	70+	Age Unknown	Total
Breach of signs & signals	48	147	4	2	55	86	40	9	7	199
Careless driving	803	3447	2	121	1449	1727	785	169	1	4,252
Construction & use	304	2311	3	140	1679	603	161	15	20	2,618
Dangerous driving	144	1,302	1	74	703	525	128	17	0	1,447
Drink or drug driving	536	2,367	8	22	704	1,594	544	47	0	2,911
Driving licence	340	2,017	3	102	751	1,210	263	33	1	2,360
Driving whilst disqualified	81	890	5	88	272	487	123	6	0	976
Failing to stop / remain / report collision	395	1,833	0	91	733	951	360	93	0	2,228
Fraudulent use / declaration	25	197	1	2	85	86	42	8	0	223
Insurance	823	4,402	11	186	1,915	2,517	549	69	0	5,236
L & R driver	160	1,202	7	103	580	569	100	17	0	1,369
Miscellaneous	80	779	9	82	359	338	70	13	6	868
Mobile phone	173	838	1	4	232	544	208	24	0	1,012
Non-driver	198	305	2	18	145	236	96	8	2	505
Parking	191	343	21	4	216	152	86	11	86	555
Seatbelt	100	393	0	16	158	237	71	11	0	493
Speeding	1,196	3,278	0	85	1,689	1,842	784	73	1	4,474
Vehicle TADA / tampering	90	774	0	86	339	384	54	1	0	864
Vehicle test certificate	80	481	2	6	216	258	71	6	6	563
<b>Total</b>	<b>5,767</b>	<b>27,306</b>	<b>80</b>	<b>1,232</b>	<b>12,280</b>	<b>14,346</b>	<b>4,535</b>	<b>630</b>	<b>130</b>	<b>33,153</b>

\* Figures are provisional and subject to change. <sup>1</sup> Please refer to section 7 for more detail regarding the offence groups.

- Table 1 shows a decrease of 22% in the number of endorsable tickets issued in past 12 months when compared with previous 12 months, which was primarily due to lower numbers of insurance, speeding, mobile phone and careless driving offences.
- Table 2 shows that the largest offence group recorded was insurance offences with a total of 5,236 detections, this was a 32% decrease on the number recorded in the previous 12 months. For the period 1<sup>st</sup> April 2024 to 31<sup>st</sup> March 2025 insurance offences accounted for 16% of all detections for motoring offences.
- Speeding offences accounted for 13% of all offences in the current period. The total number of such offences decreased by 932 (17%) since the previous year, to 4,474 between April 2024 and March 2025.
- The highest speed recorded by PSNI officers in the latest 12 months was 132mph, on the A8 Belfast Road, Larne.
- In the latest 12 months, the NI Road Safety Partnership detected over 19 times more speeding offences than the PSNI (86,134).
- Only one of the 19 offence groups showed an increase in detections over the year, breach of signs and signals saw an increase of 6% (12 detections).
- Parking detections by the PSNI decreased by almost two-fifths over the 12 month period, while vehicle test certificate offences showed a decrease of over one-third, reducing by 302 detections.
- Over half of those detected for mobile phone offences were age 30-49.
- One-fifth of all female detections was for speeding offences.
- Over a quarter of detections involving those aged 70 or more were for careless driving type offences.

**Table 3 Number of motoring offences by month and offence group<sup>1</sup>, 1<sup>st</sup> April 2023– 31<sup>st</sup> March 2025\***

Offence group	Apr 2024	May 2024	June 2024	July 2024	Aug 2024	Sept 2024	Oct 2024	Nov 2024	Dec 2024	Jan 2025	Feb 2025	Mar 2025	Apr 2024 – Mar 2025	Apr 2023 – Mar 2024	Change over last 12 months Number	Change over last 12 months %
Breach of signs & signals	14	11	17	24	14	11	7	17	15	17	29	23	199	187	12	6
Careless driving	368	406	368	369	367	361	418	362	339	340	279	275	4,252	5,012	-760	-15
Construction & use	221	224	227	236	216	243	201	206	186	215	204	239	2,618	3,121	-502	-16
Dangerous driving	141	146	133	149	141	125	138	111	113	99	75	76	1,447	1,684	-237	-14
Drink or drug driving	244	295	248	289	214	318	288	237	266	155	156	201	2,911	3,187	-276	-9
Driving licence	217	181	199	226	212	209	214	194	185	217	162	144	2,360	3,081	-721	-23
Driving whilst disqualified	86	97	80	93	76	92	93	79	85	70	59	66	976	1,240	-264	-21
Failing to stop / remain / report collision	196	153	239	214	229	186	273	218	167	143	109	101	2,228	2,724	-496	-18
Fraudulent use / declaration	23	22	25	24	16	19	18	15	19	11	16	15	223	234	-11	-5
Insurance	536	405	381	437	386	401	487	437	430	490	419	427	5,236	7,716	-2,480	-32
L & R driver	109	112	113	167	101	103	119	117	89	138	83	118	1,369	1,728	-359	-21
Miscellaneous	93	75	69	110	83	68	86	69	60	53	53	49	868	994	-126	-13
Mobile phone	91	89	92	91	79	80	102	77	48	85	78	100	1,012	1,255	-243	-19
Non-driver	35	74	37	59	32	35	56	42	54	17	30	34	505	578	-73	-13
Parking	61	50	17	33	46	42	58	46	40	32	64	66	555	896	-341	-38
Seatbelt	57	49	37	48	36	42	41	38	32	55	27	31	493	733	-240	-33
Speeding	441	451	475	541	447	387	387	297	177	270	280	321	4,474	5,406	-932	-17
Vehicle TADA / tampering	90	95	72	83	69	71	87	75	66	51	67	38	864	1,103	-239	-22
Vehicle test certificate	68	42	42	46	39	43	48	46	46	56	36	51	563	865	-302	-35
<b>Total</b>	<b>3,091</b>	<b>2,977</b>	<b>2,871</b>	<b>3,239</b>	<b>2,803</b>	<b>2,836</b>	<b>3,121</b>	<b>2,683</b>	<b>2,417</b>	<b>2,514</b>	<b>2,226</b>	<b>2,375</b>	<b>33,153</b>	<b>41,744</b>	<b>-8,591</b>	<b>-21</b>

\* Figures are provisional and subject to change.

<sup>1</sup> Please refer to section 7 for more detail regarding the offence groups.

## 6. Policing District

Figure 4: Number of motoring offences by Policing District: 1<sup>st</sup> April 2023 – 31<sup>st</sup> March 2025

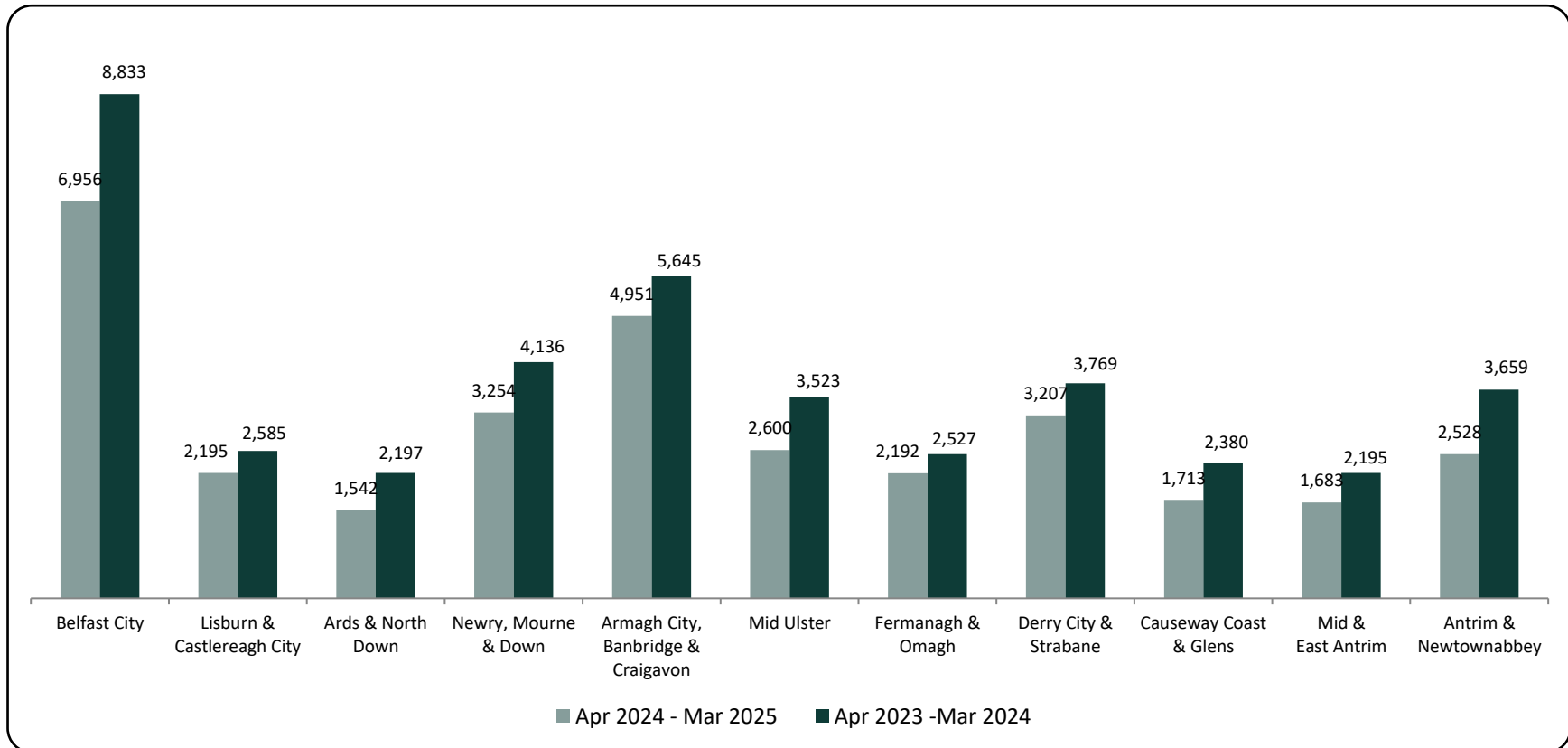
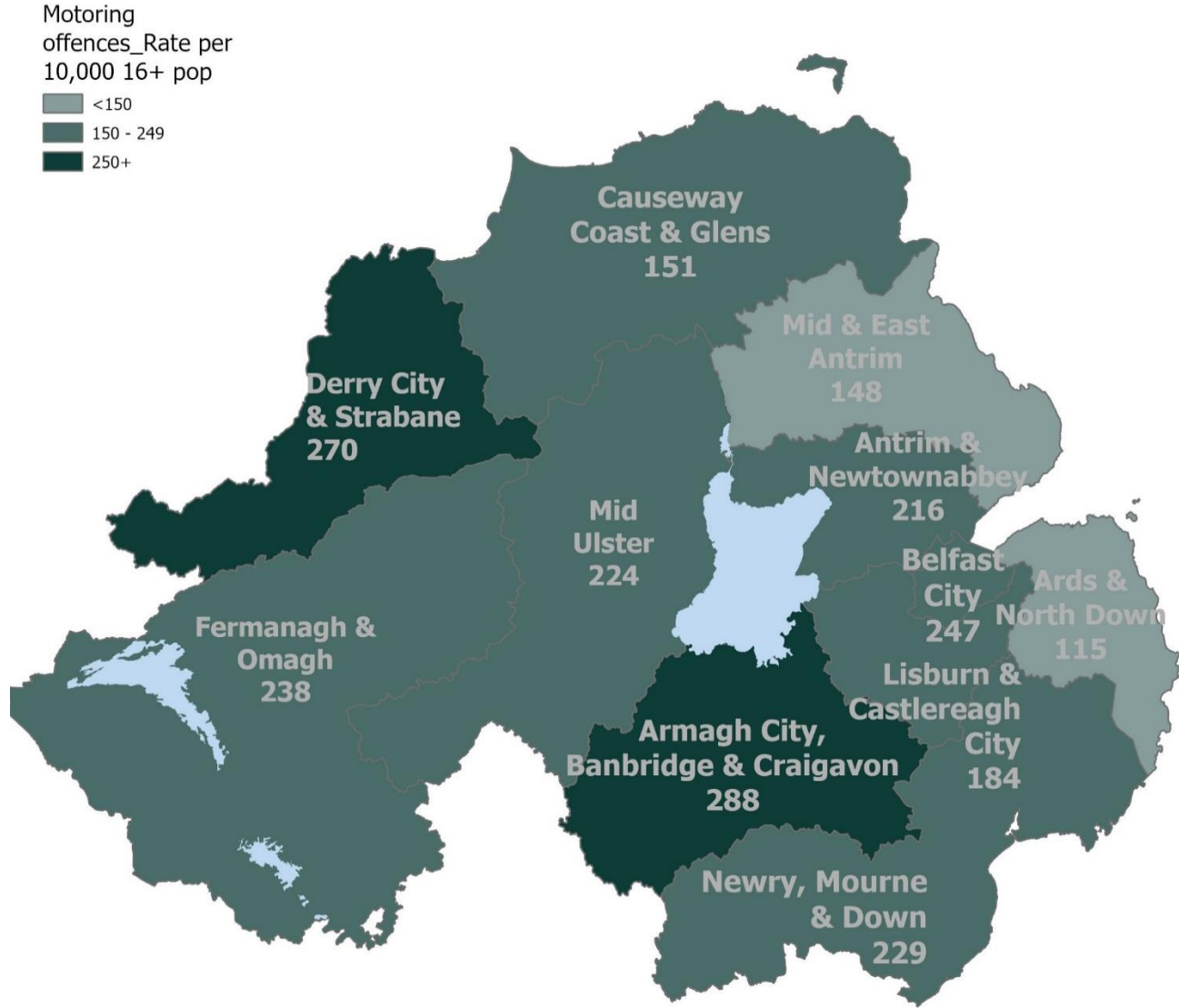


Figure 4 shows that 21% of motoring offences were detected in Belfast City District followed by a further 15% in Armagh City, Banbridge and Craigavon.

Figure 5: Rate of motoring offences per 10,000 population<sup>1</sup> aged 16+ by Policing District: 1<sup>st</sup> April 2024 – 31<sup>st</sup> March 2025



## 7. Further Information

A [User Guide](#) providing detailed information on the motoring offences statistics is available on the PSNI website.

[PSNI Official Statistics documentation](#) is available on the Official Statistics section of the PSNI website.

### Referred for prosecution

Police led prosecutions for motoring offences occur when the offence is of a serious nature and has no corresponding fixed penalty or where multiple offences have occurred or where the alleged offender wishes to have the matter(s) heard at court. Where an offending driver has already accumulated a number of penalty points, to the extent that a driving disqualification is now in scope, such cases must be heard at court and will consequently also be subject of a prosecution.

### Fixed penalty notices

Fixed penalties originated as an administrative way to deal with simple parking offences without referring such matters to the courts. Such was its success that it was identified as an efficient way to deal with minor road traffic offences and was expanded to encompass these matters in the mid-1980s. With the introduction of penalty points for traffic offences, the scheme was expanded to incorporate endorsable and non-endorsable offences.

Non-endorsable offences - meaning those which don't result in points on your licence incur a fine of £30. Fines for endorsable offences are £60 and three points. More serious offences such as driving without insurance can incur fines of up to £200 and six points. Other fixed penalty offences include No MOT (£60) or Vehicle Excise License (£60). Fine collection and revenue reporting are managed by the NI Courts Service.

The full list of offences and groups are published on the [motoring offences section](#) of the PSNI website.

### Speed awareness courses

Speed awareness courses were introduced in Northern Ireland in 2010. Drivers, depending on the speed at which they were detected, can be offered an opportunity to attend a speed awareness course as an alternative to penalty points. The course which is available at eight locations throughout Northern Ireland and delivered and managed (currently online due to COVID-19) by an appointed contractor must be attended within a period of 120 days from the date of detection. Certain restrictions apply to who can qualify for the speed awareness course option.

### Safer driver courses

Safer driver courses were introduced in Northern Ireland in May 2023 as an alternative disposal to the new fixed penalty notice for careless driving, subject to eligibility. See Careless Driving section below for more details.

### Offence groups

An offence group is made up of many individual offences. For the full list of offences and groups see the [motoring offences section](#) of the PSNI website.

### Careless driving

On Monday 15<sup>th</sup> May 2023, a fixed penalty notice was introduced in Northern Ireland for the offence of careless driving, which is committed when the driving falls below the standard expected of a competent and careful driver. Prior to this, there was no one single offence for careless driving in Northern Ireland. The penalty for the new offence is £100 and 3 penalty points. It currently cannot be issued in the case of a road traffic collision and is an available disposal for lower level offending including driving too close, unnecessarily staying in an overtaking lane or unnecessarily slow driving or braking.

The new careless driving offence is reported within the wider careless driving offence group which includes other offences such as overtaking on inside lane, driving on hard shoulder of motorway and reversing on motorway.

Construction and use

Construction and use offence group includes defective tyre, defective exhaust, excess noise, incorrect form of registration and no number plate offences.

L & R driver

L & R driver means learner and restricted driver offence group. Note the offence of L or R driver exceeding 45mph is included in the speeding group.

Miscellaneous

Miscellaneous offence group includes taxi related offences, tachograph and driver hours offences.

Non-driver

The non-driver offence group his includes all aiding and abetting, permitting and causing offences. It also includes non-motor vehicle and pedestrian offences.

Speeding

This does not include driver’s detected speeding through the NI Road Safety Partnership.

Vehicle TADA / tampering

Vehicle TADA means Vehicle taking and driving away.

Revisions

Figures for 2024 were finalised in March 2025. Figures from January 2025 onwards are currently provisional and subject to ongoing quality assurance and minor amendment, primarily due to the time taken to process all offences, particularly those referred for prosecution or completing a speed awareness course.

To demonstrate the scale of revisions, updated figures for January – February 2025 are provided in the table below:

	Last month publication	This month publication	Change	Percentage change
Endorsable Fixed Penalty	976	1,006	30	3.1
Non Endorsable Fixed Penalty	620	623	3	0.5
Referred for Prosecution	2,692	2,979	287	10.7
Speed Awareness Course	53	65	12	22.6
Safer driver course	51	67	16	31.4
Total	4,392	4,740	348	7.9