



Police Service
of Northern Ireland



Motoring Offence Statistics for Northern Ireland

1st December 2024 to 30th November 2025

Date of Publication:

29th January 2026

Frequency:


Monthly

Issued by:

PSNI Statistics Branch
Lisnasharragh
42 Montgomery Road
Belfast
BT6 9LD

Web: [PSNI Statistics](https://psni.police.uk/statistics)

 statistics@psni.police.uk

 02890 650222 Ext. 24135

In the 12 months from 1st December 2024 to 30th November 2025:

- There were 36,107 detections for motoring offences in Northern Ireland, of which 97% were dealt with by means of a fixed penalty notice or referral for prosecution.
- The remaining 3% (985) resulted in the completion of a speed awareness or safer driver course.
- Total detections decreased by 3% on the 37,306 detections recorded in the previous 12 months, with notable reductions across a number of offence groups including speeding and failing to stop / remain / report collision offences.
- Seven of the 19 offence groups showed an increase in detections over the year, in particular the construction and use group which rose by 34% to 3,681, representing an increase of 930 detections.
- The largest offence group was insurance offences with 6,244 which, along with speeding (4,454) accounted for 30% of the total detections.
- The highest speed detected by PSNI officers in the latest 12 months was 143mph, on the M2 Rathbeg Southbound, Antrim.



Contents

- 1. Things you need to know about this release 3
- 2. Summary..... 4
- 3. Trends 5
- 4. Age and Gender 6
- 5. Offence Group 7
- 6. Policing District 10
- 7. Further Information..... 12

We welcome user feedback on these statistics. This can be sent to the email address on the cover page or by contacting us at the telephone number provided.

1. Things you need to know about this release

Motoring offence statistics for Northern Ireland are collated and produced by statisticians seconded to the Police Service of Northern Ireland (PSNI) from the Northern Ireland Statistics and Research Agency (NISRA).

[PSNI Official Statistics documentation](#) is available on the Official Statistics section of the PSNI website.

Coverage

This report provides statistics on the number of motoring offences detected by police in Northern Ireland from 1st December 2024 to 30th November 2025. It does not include any detections by the NI Road Safety Partnership (NI RSP). Figures relating to such detections through the Partnership can be accessed via the following link – [NI RSP](#).

The range of disposals covered includes those offences dealt with by means of a fixed penalty notice (FPN), speed awareness or safer driver course or a referral for prosecution.

This report presents the most recent motoring offence statistics based on figures extracted on 26th January 2026. Referred for prosecution figures from 1st January 2023 onwards remain provisional and therefore subject to amendment, as do the remaining disposals for the 2025 period only. The information is also available in tabular format in the [accompanying spreadsheets](#) on the PSNI website.

Background information and details of the offences included in each offence grouping can be found in the [Motoring Offence User Guide](#) on the PSNI website. Please note the figures refer to the number of offences and not the number of persons detected as a person can be detected for more than one offence.

Accredited Official Statistics

[Accredited Official Statistics](#)¹ are official statistics that have been independently reviewed by Office for Statistics Regulation (OSR) and confirmed to comply with the standards of trustworthiness, quality and value in the [Code of Practice for Statistics](#). Producers of accredited official statistics are legally required to ensure they maintain compliance with the Code. Accredited official statistics are called National Statistics in the Statistics and Registration Service Act 2007.

These accredited official statistics were independently reviewed by the Office for Statistics Regulation in March 2020. They comply with the standards of trustworthiness, quality and value in the Code of Practice for Statistics and should be labelled 'accredited official statistics'.

Our statistical practice is regulated by the Office for Statistics Regulation (OSR). OSR sets the standards of trustworthiness, quality and value in the Code of Practice for Statistics that all producers of official statistics should adhere to. You are welcome to contact us directly with any comments about how we meet these standards by emailing statistics@psni.police.uk. Alternatively, you can contact OSR by emailing regulation@statistics.gov.uk or via the [Office for Statistics Regulation website](#).

¹ From 7 June 2024 the Accredited Official Statistics badge replaced the National Statistics badge.

Uses of the statistics

Uses of the statistics, based on user engagement, information requests and satisfaction survey feedback include policy making and policy monitoring, performance monitoring, and public interest, by a range of users including PSNI, Policing and Community Safety Partnerships (PCSPs), media and academics.

More detail can be found in the Motoring Offence User Guide which can be accessed via the [motoring offences](#) statistics web page on the PSNI website.

Related statistics

Sources of motoring offences data for other domains include [An Garda Síochána - Republic of Ireland](#) and [England and Wales](#). Related statistics include [Injury road traffic collision statistics](#) and [NI Road Safety Partnership](#) statistics.

2. Summary

Table 1 shows that, over the last 12 months:

- The number of motoring offences detected decreased by 3% to 36,107
- Offences referred for prosecution fell by 9%
- Endorsable fixed penalties decreased by 2%, while non-endorsable offences increased by 39%
- Number of speed awareness courses decreased by 24%
- Safer driver courses increased by 5%.

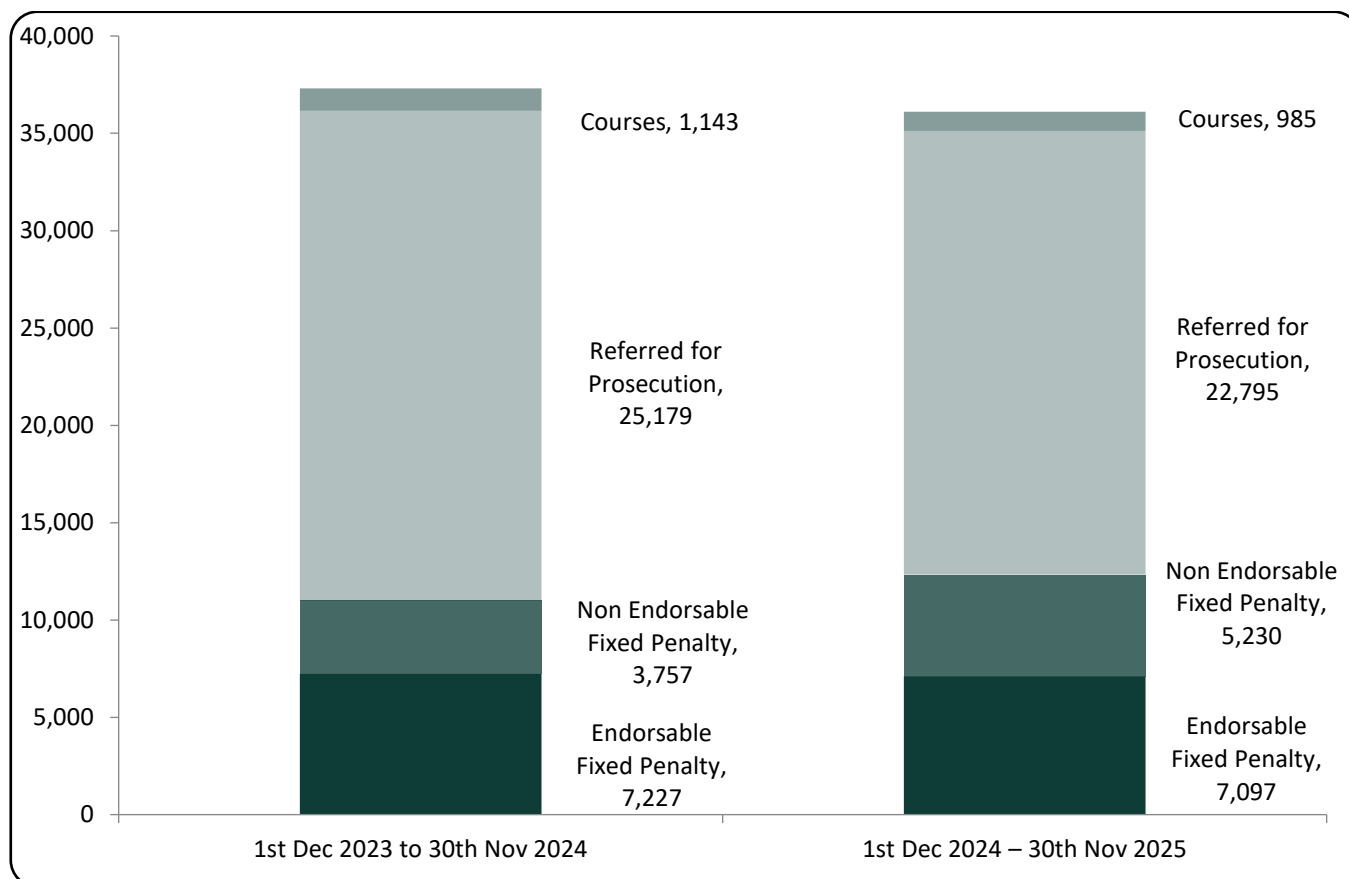
Table 1 Number of motoring offences by disposal type, 1st December 2023 to 30th November 2025*

	1 st Dec 2023 to 30 th Nov 2024	1 st Dec 2024 – 30 th Nov 2025	Change over last 12 months	Percentage change over last 12 months
Endorsable Fixed Penalty	7,227	7,097	-130	-2
Non Endorsable Fixed Penalty	3,757	5,230	1,473	39
Referred for Prosecution	25,179	22,795	-2,384	-9
Speed Awareness Course	747	568	-179	-24
Safer Driver Course	396	417	21	5
Total	37,306	36,107	-1,199	-3

*Figures are provisional and subject to change.

1. Note that not all detections in the most recent few months will have been processed as yet, particularly those referred for prosecution.

Figure 1 Comparisons of disposal types for motoring offences between 1st December 2023 to 30th November 2024 and 1st December 2024 to 30th November 2025



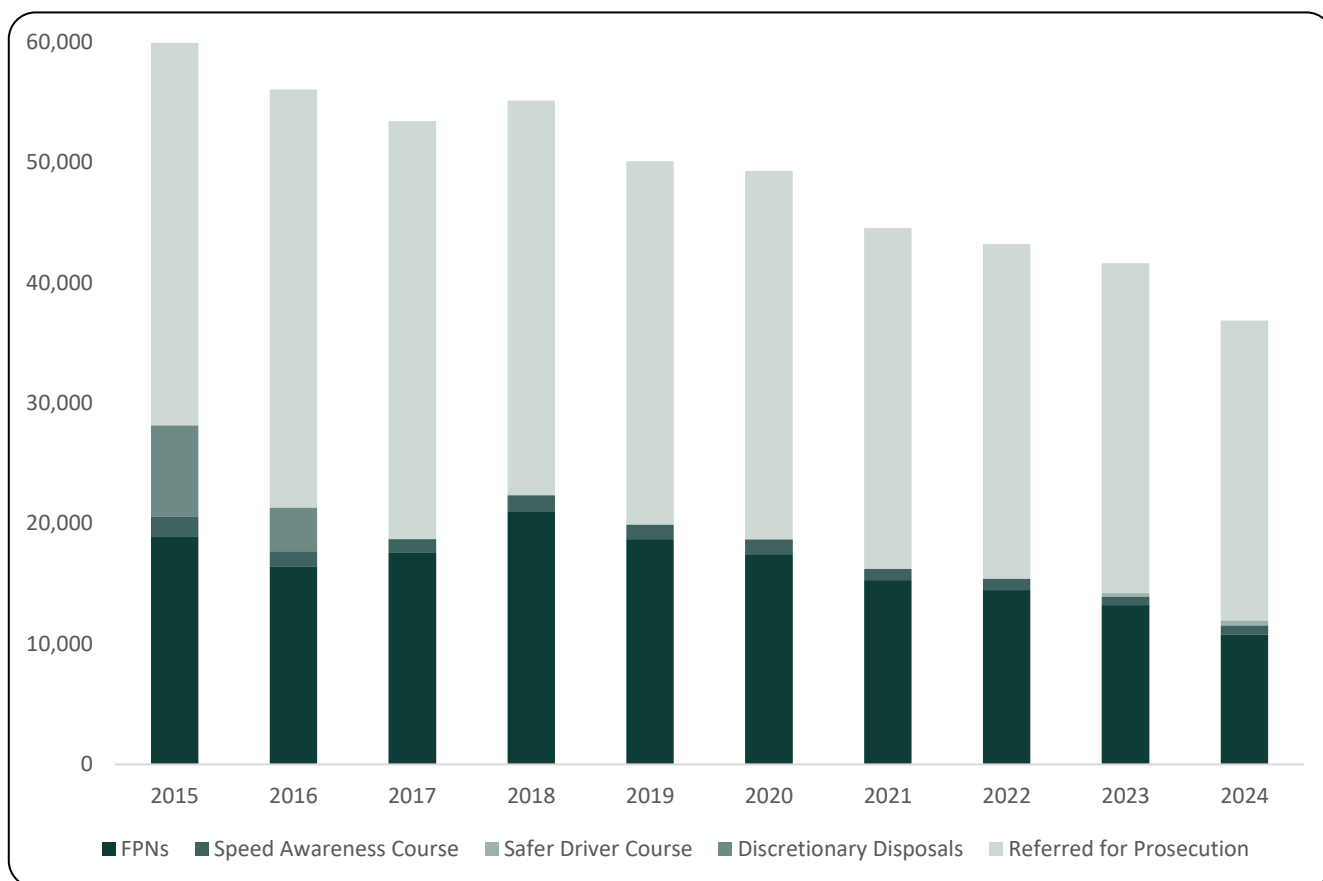
Note that not all detections in the most recent months will have been processed at this time, particularly those referred for prosecution.

3. Trends

The number of motoring offences have been generally decreasing over a 10 year period from a total of 59,907 recorded in 2015 to 36,841 recorded in 2024 (see figure 2).

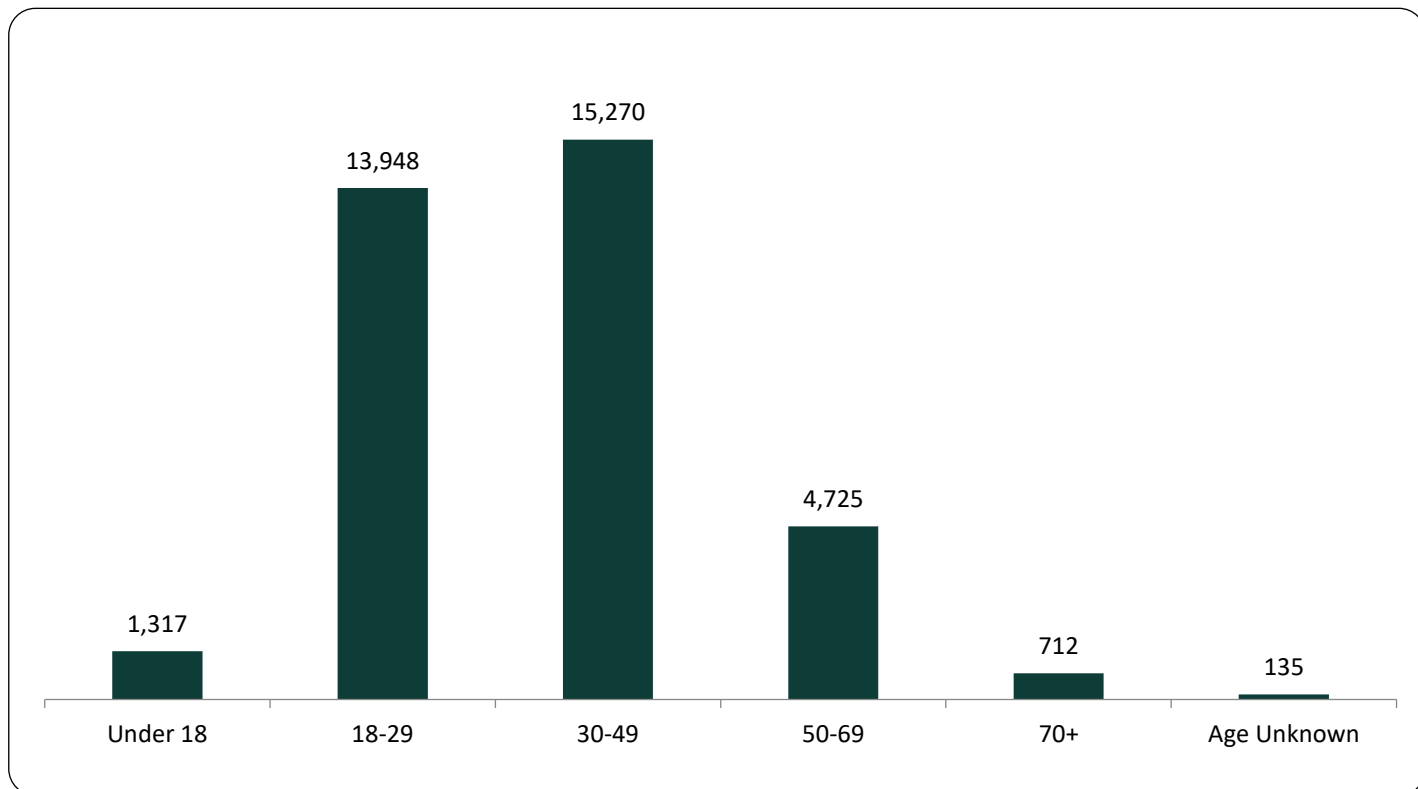
Discretionary disposals were introduced during 2011 as an alternative method of disposal for dealing with motoring offences but were removed on 31st July 2016. Safer driver courses were introduced in Northern Ireland in May 2023 as an alternative disposal to the new fixed penalty notice for careless driving.

Figure 2 Number of motoring offences by disposal type: 1st January 2015 – 31st December 2024



4. Age and Gender

Figure 3 Number of motoring offences by age: 1st December 2024 – 30th November 2025



- Figure 3 shows that those aged 30-49 years old accounted for over two fifths of motoring offences detected between 1st December 2024 – 30th November 2025 where age is known, followed by those aged 18-29 (39%). Almost all (99%) of the unknown ages refer to non endorsable offences, which can be issued in the absence of the offender and do not require licence details to process, for example parking offences.
- Males accounted for 8 in 10 of all motoring offences detected between 1st December 2024 and 30th November 2025.

5. Offence Group

Table 2 Number of motoring offences by gender, age band and offence group¹
1st December 2024 – 30th November 2025*

	Female	Male	Other / Unknown	Under 18	18-29	30-49	50-69	70+	Age Unknown	Total
Breach of signs & signals	50	225	4	3	84	119	54	14	5	279
Careless driving	889	3,697	1	142	1,635	1,825	818	167	0	4,587
Construction & use	502	3,169	10	189	2,403	825	230	23	11	3,681
Dangerous driving	158	1,293	0	71	680	537	142	21	0	1,451
Drink or drug driving	496	2,267	0	16	710	1,459	528	50	0	2,763
Driving licence	402	2,244	5	114	854	1,334	302	47	0	2,651
Driving whilst disqualified	100	900	2	92	261	563	81	5	0	1,002
Failing to stop / remain / report collision	359	1,705	0	56	717	897	300	94	0	2,064
Fraudulent use / declaration	20	199	1	2	70	110	33	5	0	220
Insurance	1,038	5,199	7	193	2,295	3,006	662	88	0	6,244
L & R driver	209	1,326	4	116	663	622	119	19	0	1,539
Miscellaneous	92	856	1	78	399	372	84	16	0	949
Mobile phone	202	857	1	9	244	556	218	33	0	1,060
Non-driver	174	288	2	16	155	221	66	4	2	464
Parking	215	418	29	3	232	175	121	15	116	662
Seatbelt	118	441	0	23	185	256	76	19	0	559
Speeding	1,155	3,298	1	114	1,777	1,747	733	83	0	4,454
Vehicle TADA / tampering	73	687	0	75	288	344	51	2	0	760
Vehicle test certificate	76	641	1	5	296	302	107	7	1	718
Total	6,328	29,710	69	1,317	13,948	15,270	4,725	712	135	36,107

* Figures are provisional and subject to change. ¹ Please refer to section 7 for more detail regarding the offence groups.

- Table 1 shows a decrease of 2% in the number of endorsable tickets issued in past 12 months when compared with previous 12 months, which was primarily due to lower numbers of speeding offences.
- Table 2 shows that the largest offence group recorded was insurance offences with a total of 6,244 detections, this was a 1% increase on the number recorded in the previous 12 months. For the period 1st December 2024 to 30th November 2025 insurance offences accounted for 17% of all detections for motoring offences.
- Speeding offences accounted for 12% of all offences in the current period. The total number of such offences decreased by 527 (11%) since the previous year, to 4,454 between December 2024 and November 2025.
- The highest speed detected by PSNI officers in the latest 12 months was 143mph, on the M2 Rathbeg Southbound, Antrim.
- In the latest 12 months, the NI Road Safety Partnership detected 19 times more speeding offences than the PSNI (85,508).
- Seven of the 19 offence groups showed an increase in detections over the year, notably breach of signs and signals which rose by 87 to 279 detections, as well as construction and use offences which rose by 34%, an increase of 930 detections.
- Failing to stop / remain / report collision offences decreased by over one fifth over the 12-month period.
- Over half of those detected for mobile phone offences were age 30-49.
- Almost one-fifth of all female detections was for speeding offences.
- Almost one-quarter of detections involving those aged 70 or more were for careless driving type offences.

Table 3 Number of motoring offences by month and offence group¹, 1st December 2023 to 30th November 2025*

Offence group	Dec 2024	Jan 2025	Feb 2025	Mar 2025	Apr 2025	May 2025	Jun 2025	Jul 2025	Aug 2025	Sept 2025	Oct 2025	Nov 2025	Dec 2024 - Nov 2025	Dec 2023 - Nov 2024	Change over last 12 months Number	Change over last 12 months %
Breach of signs & signals	15	17	29	24	18	21	25	17	32	23	25	33	279	192	87	45
Careless driving	376	409	379	401	474	450	376	375	370	335	362	280	4,587	4,660	-73	-2
Construction & use	190	226	215	251	527	341	280	313	312	290	324	412	3,681	2,751	930	34
Dangerous driving	135	121	106	116	132	142	126	124	130	99	112	108	1,451	1,690	-239	-14
Drink or drug driving	293	181	203	266	253	252	238	260	269	166	200	182	2,763	3,211	-448	-14
Driving licence	202	240	198	208	255	272	225	233	245	194	206	173	2,651	2,666	-15	-1
Driving whilst disqualified	90	82	76	88	99	96	75	83	107	76	64	66	1,002	1,148	-146	-13
Failing to stop / remain / report collision	215	191	208	199	227	191	158	195	181	111	105	83	2,064	2,629	-565	-21
Fraudulent use / declaration	22	17	20	22	23	25	20	14	17	14	13	13	220	244	-24	-10
Insurance	455	529	469	511	575	544	465	487	599	496	590	524	6,244	6,172	72	1
L & R driver	90	144	92	152	128	134	99	105	172	132	149	142	1,539	1,506	33	2
Miscellaneous	79	67	75	80	89	81	64	87	100	83	73	71	949	1,014	-65	-6
Mobile phone	48	86	84	113	104	98	89	114	90	73	90	71	1,060	1,073	-13	-1
Non-driver	58	21	36	50	57	45	45	21	34	37	33	27	464	551	-87	-16
Parking	40	32	65	72	54	44	74	22	33	54	104	68	662	565	97	17
Seatbelt	32	55	29	33	58	56	32	54	63	46	58	43	559	550	9	2
Speeding	181	280	304	361	575	492	320	475	403	346	439	278	4,454	4,981	-527	-11
Vehicle TADA / tampering	84	64	86	73	71	46	68	85	72	36	41	34	760	1,028	-268	-26
Vehicle test certificate	46	59	41	57	64	80	49	57	69	45	81	70	718	675	43	6
Total	2,651	2,821	2,715	3,077	3,783	3,410	2,828	3,121	3,298	2,656	3,069	2,678	36,107	37,306	-1,199	-3

* Figures are provisional and subject to change.

¹ Please refer to section 7 for more detail regarding the offence groups.

6. Policing District

Figure 4: Number of motoring offences by Policing District: 1st December 2023 to 30th November 2025

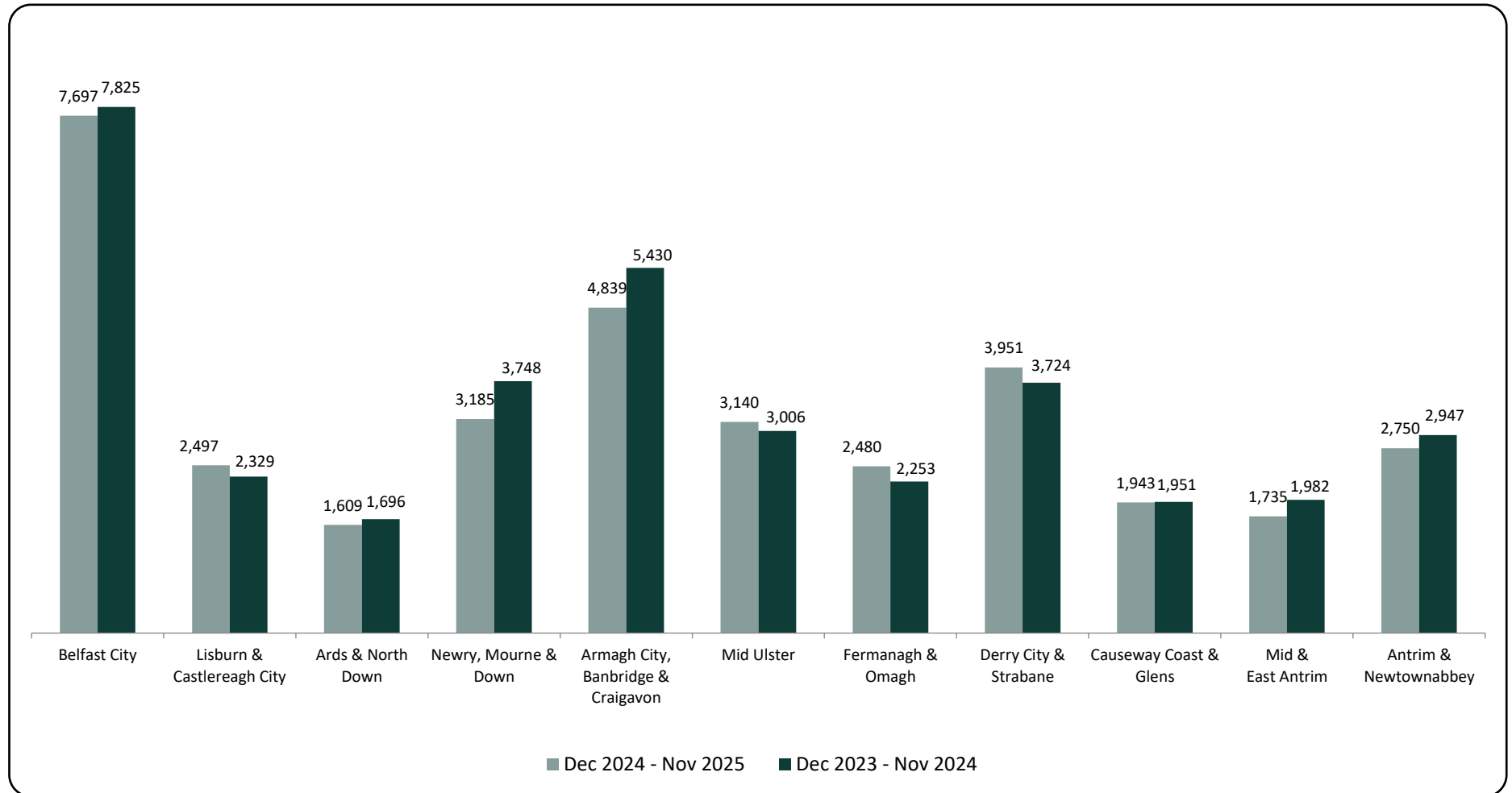
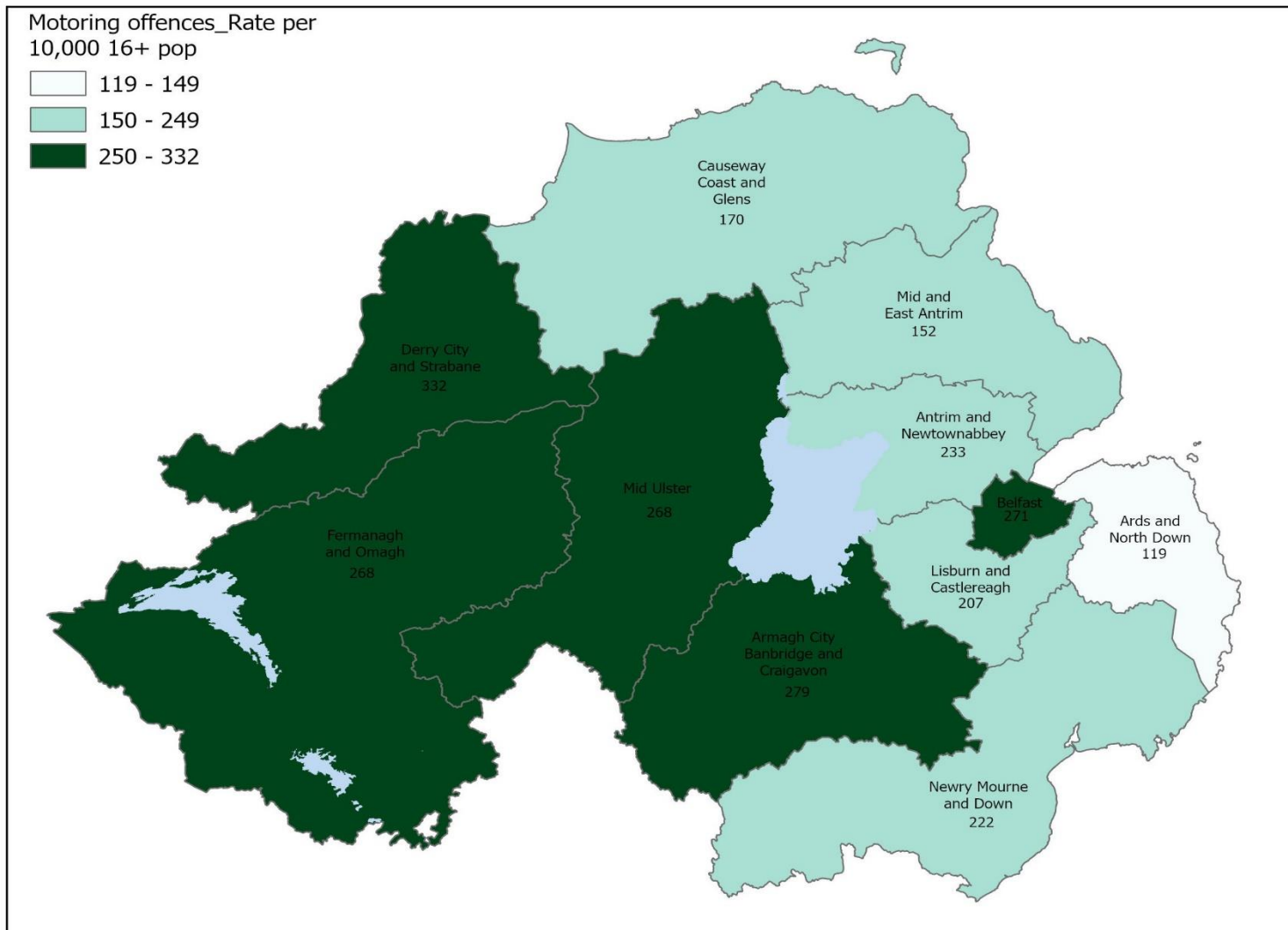


Figure 4 shows that 21% of motoring offences were detected in Belfast City District followed by a further 14% in Armagh City, Banbridge and Craigavon.

Figure 5: Rate of motoring offences per 10,000 population¹ aged 16+ by Policing District: 1st December 2024 – 30th November 2025



7. Further Information

A [User Guide](#) providing detailed information on the motoring offences statistics is available on the PSNI website.

[PSNI Official Statistics documentation](#) is available on the Official Statistics section of the PSNI website.

Referred for prosecution

Police led prosecutions for motoring offences occur when the offence is of a serious nature and has no corresponding fixed penalty or where multiple offences have occurred or where the alleged offender wishes to have the matter(s) heard at court. Where an offending driver has already accumulated a number of penalty points, to the extent that a driving disqualification is now in scope, such cases must be heard at court and will consequently also be subject of a prosecution.

Fixed penalty notices

Fixed penalties originated as an administrative way to deal with simple parking offences without referring such matters to the courts. Such was its success that it was identified as an efficient way to deal with minor road traffic offences and was expanded to encompass these matters in the mid-1980s. With the introduction of penalty points for traffic offences, the scheme was expanded to incorporate endorsable and non-endorsable offences.

Non-endorsable offences - meaning those which don't result in points on your licence incur a fine of £30. Fines for endorsable offences are £60 and three points. More serious offences such as driving without insurance can incur fines of up to £200 and six points. Other fixed penalty offences include No MOT (£60) or Vehicle Excise License (£60). Fine collection and revenue reporting are managed by the NI Courts Service.

The full list of offences and groups are published on the [motoring offences section](#) of the PSNI website.

Speed awareness courses

Speed awareness courses were introduced in Northern Ireland in 2010. Drivers, depending on the speed at which they were detected, can be offered an opportunity to attend a speed awareness course as an alternative to penalty points. The course which is available at eight locations throughout Northern Ireland and delivered and managed (currently online due to COVID-19) by an appointed contractor must be attended within a period of 120 days from the date of detection. Certain restrictions apply to who can qualify for the speed awareness course option.

Safer driver courses

Safer driver courses were introduced in Northern Ireland in May 2023 as an alternative disposal to the new fixed penalty notice for careless driving, subject to eligibility. This category also includes a motorbike course, National Rider Risk Awareness Course (NRRAC). See Careless Driving section below for more details.

Offence groups

An offence group is made up of many individual offences. For the full list of offences and groups see the [motoring offences section](#) of the PSNI website.

Careless driving

On Monday 15th May 2023, a fixed penalty notice was introduced in Northern Ireland for the offence of careless driving, which is committed when the driving falls below the standard expected of a competent and careful driver. Prior to this, there was no one single offence for careless driving in Northern Ireland. The penalty for the new offence is £100 and 3 penalty points. It currently cannot be issued in the case of a road traffic collision and is an available disposal for lower level offending including driving too close, unnecessarily staying in an overtaking lane or unnecessarily slow driving or braking.

The new careless driving offence is reported within the wider careless driving offence group which includes other offences such as overtaking on inside lane, driving on hard shoulder of motorway and reversing on motorway.

Construction and use

Construction and use offence group includes defective tyre, defective exhaust, excess noise, incorrect form of registration and no number plate offences.

L & R driver

L & R driver means learner and restricted driver offence group. Note the offence of L or R driver exceeding 45mph is included in the speeding group.

Miscellaneous

Miscellaneous offence group includes taxi related offences, tachograph and driver hours offences.

Non-driver

The non-driver offence group includes all aiding and abetting, permitting and causing offences. It also includes non-motor vehicle and pedestrian offences.

Speeding

This does not include driver's detected speeding through the NI Road Safety Partnership.

Vehicle TADA / tampering

Vehicle TADA means Vehicle taking and driving away.

Revisions

Figures for 2024 were finalised in March 2025. Figures from January 2025 onwards are currently provisional and subject to ongoing quality assurance and minor amendment, primarily due to the time taken to process all offences, particularly those referred for prosecution or completing a speed awareness course.

To demonstrate the scale of revisions, updated figures for January – September 2025 are provided in the table below:

	Last month publication	This month publication	Change	Percentage change
Endorsable Fixed Penalty	5,440	5,504	64	1.2
Non Endorsable Fixed Penalty	3,818	3,850	32	0.8
Referred for Prosecution	16,263	17,570	1,307	8.0
Speed Awareness Course	413	454	41	9.9
Safer driver course	289	331	42	14.5
Total	26,223	27,709	1,486	5.7