



Police Service
of Northern Ireland



Preliminary Breath Tests conducted in Northern Ireland, 2025

Date of Publication:

22nd May 2026

Frequency:

Annually

Issued by:

PSNI Statistics Branch
Lisnasharragh
42 Montgomery Road
Belfast
BT6 9LD

[PSNI website](#)

☎ 02890 650222 Ext. 24135

💻 statistics@psni.police.uk

- Between 2024 and 2025, the number of preliminary breath tests (PBTs) carried out by the PSNI decreased by 4%, from 31,617 to 30,363.
- The proportion of positive or failed to provide PBTs in 2025 was 13.9%, which was an increase on 2024 (12.1%).
- June saw the highest proportion of PBTs which were positive or failed to provide, with 17.7% (339).
- The highest proportion of positive or failed to provide PBTs was recorded on a Sunday (15.4%).
- The highest proportion of positive or failed to provide PBTs was recorded between the hours of 03:00 and 05:59 (27.8%).
- In Northern Ireland in 2024 there were 17 PBTs per 1,000 population which dropped to 16 in 2025.

Contents

- 1. Things you need to know about this release 3
- 2. Trends 4
- 3. Preliminary Breath Tests by result..... 5
- 4. Preliminary Breath Tests by reason 5
- 5. Preliminary Breath Tests by month of year 6
- 6. Preliminary Breath Tests by day of week 6
- 7. Preliminary Breath Tests by time of day 7

This bulletin is an Official Statistics publication meaning it complies with the [Code of Practice for Official Statistics](#) as follows:

- Trustworthiness: the statistics are impartial, independent and released in an open and transparent manner in accordance with a pre-announced publication schedule
- Quality: the statistics are produced using robust and relevant data sources which undergo continuous quality improvement and assurance checks
- Value: the statistics strive to meet user needs informed by ongoing feedback, providing sufficient detail which is widely accessible.

1. Things you need to know about this release

Under the Road Traffic (NI) Order 1995 amended by the Road Traffic Order 2007 police can require a Preliminary Breath Test (PBT) from any person driving or attempting to drive on a road or in charge of a motor vehicle on a road OR other public place, who is:

- involved in a Road Traffic Collision (RTC) OR
- suspected of committing a moving traffic offence (no matter how minor) OR
- suspected of having alcohol or a drug in their body or is under the influence of a drug

The PBT can also be administered where police have reasonable cause to suspect the person was previously driving in any of the above scenarios. Where an injury RTC has occurred, police have a power to enter any premises for the purpose of obtaining a PBT or to arrest someone who has "refused to provide" or failed a PBT.

It is an offence to refuse to take a breath test when required to do so by a police officer unless there is a reasonable excuse. Court penalties for refusing an evidential test are the same as being above the legal limit.

In addition the Road Traffic (Amendment) (2016 Act) (Commencement No. 1) Order (NI) 2016 provides police the power to establish a check point and to require the person in charge of a vehicle to provide a breath test. This new legislation came into force from 25th November 2016.

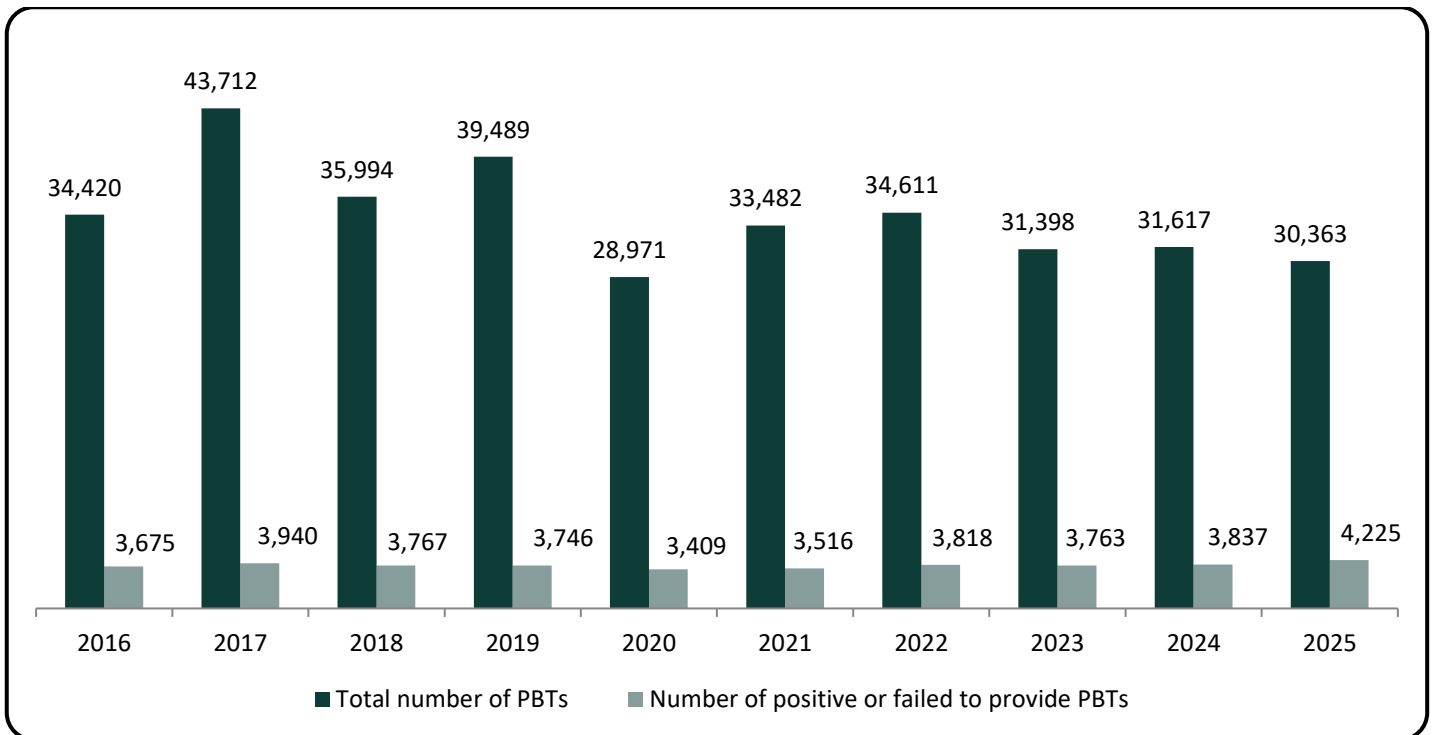
Results of PBTs can only be regarded as indicative of the level of alcohol present in a sample of breath and are not used to determine whether a driver was above or below the legal limit to drive. It remains the case that it is only at a police station or hospital that a specimen(s) can be obtained to determine the proportion of alcohol in a person's measured specimen of breath, blood or urine using pre-calibrated evidential devices. This ensures the sample has not been affected by any interfering substances. In some cases it becomes necessary to take further specimens of blood or urine for subsequent laboratory analysis. These subsequent evidential tests are not included in the preliminary breath test statistics.

Since April 2009, the Police Service of Northern Ireland (PSNI) has been using Lion500b devices to conduct a PBT. In 2021, Roads Policing officers were provided with updated Lion 700 devices. The devices are able to record accurate breath alcohol readings and the result (Pass, Fail or Warn) of individual tests, as well as the reason for the test, date and time of test and profiles of those tested. Officers are responsible for downloading the data on a regular basis. Prior to this the service relied on manual returns for recording when a PBT was carried out. Statistics are not available prior to April 2009.

2. Trends

- The number of PBTs carried out by the PSNI has fluctuated throughout the ten year period between 2016 and 2025, with a low of 28,971 recorded in 2020 and a high of 43,712 in 2017.
- There's been a decrease of 12% on the number of PBTs carried out between 2016 and 2025.
- Between 2024 and 2025, the number of PBTs carried out decreased by 4%, from 31,617 to 30,363.
- The proportion of positive or failed to provide PBTs in 2025 was 13.9%, which was an increase on 2024 (12.1%).

Figure 1 Number of PBTs conducted, 2016 – 2025



3. Preliminary Breath Tests by result

- Almost four fifths (79.6%) of all PBTs conducted in 2025 showed that the driver had no alcohol consumed, which was a similar proportion to previous years. Over one in ten (13.9%) of all PBTs conducted in 2025 resulted in a positive result or a person failing to provide.

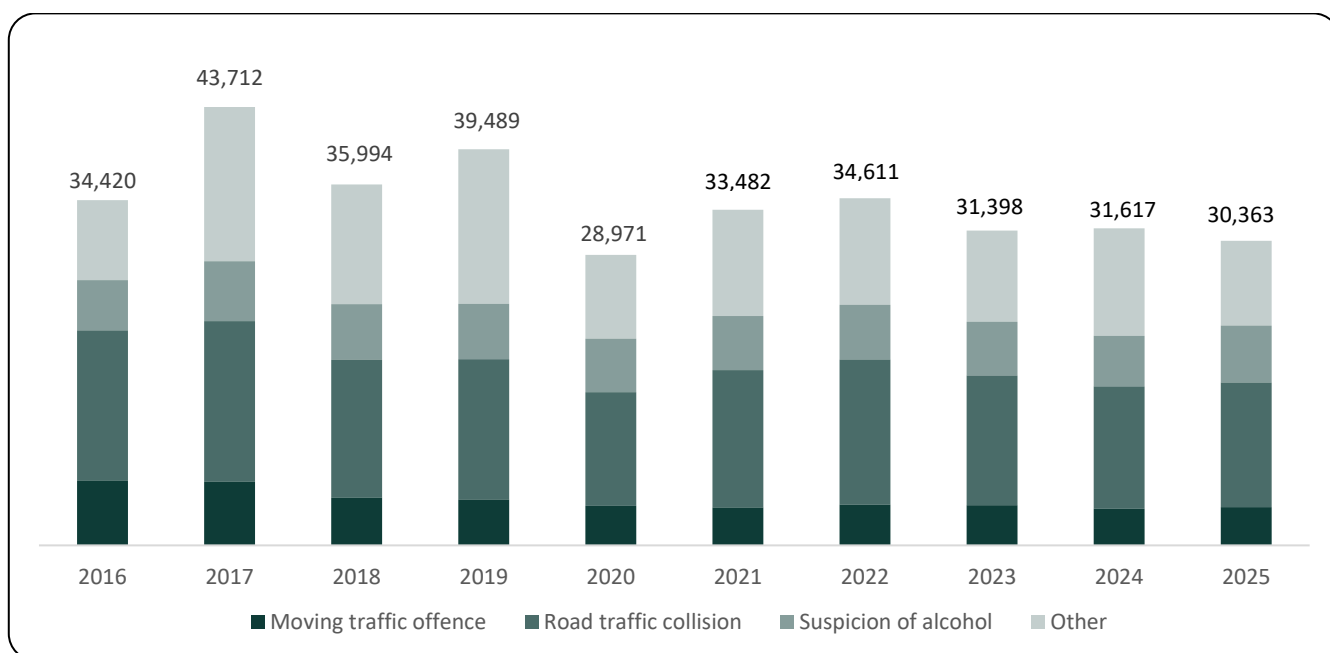
Table 1 Number of preliminary breath tests by result, 2016 – 2025

Year	Zero	Pass	Warning	Fail	Failed to Provide	Total
2016	29,085	1,455	205	2,971	704	34,420
2017	37,812	1,754	206	3,216	724	43,712
2018	30,511	1,509	207	3,102	665	35,994
2019	33,982	1,559	202	3,031	715	39,489
2020	24,159	1,217	186	2,829	580	28,971
2021	28,391	1,395	180	2,911	605	33,482
2022	29,284	1,358	151	3,134	684	34,611
2023	25,958	1,491	186	2,995	768	31,398
2024	25,994	1,568	218	2,961	876	31,617
2025	24,176	1,725	237	3,100	1,125	30,363

4. Preliminary Breath Tests by reason

- Road traffic collisions accounted for over two fifths (40.9%) of why PBTs were conducted in 2025, followed by the 'other' category accounting for a further 27.8%. Those PBTs conducted as part of drink or drug driving campaigns, such as the Christmas drink/drug driving campaign, are categorised as 'other'.

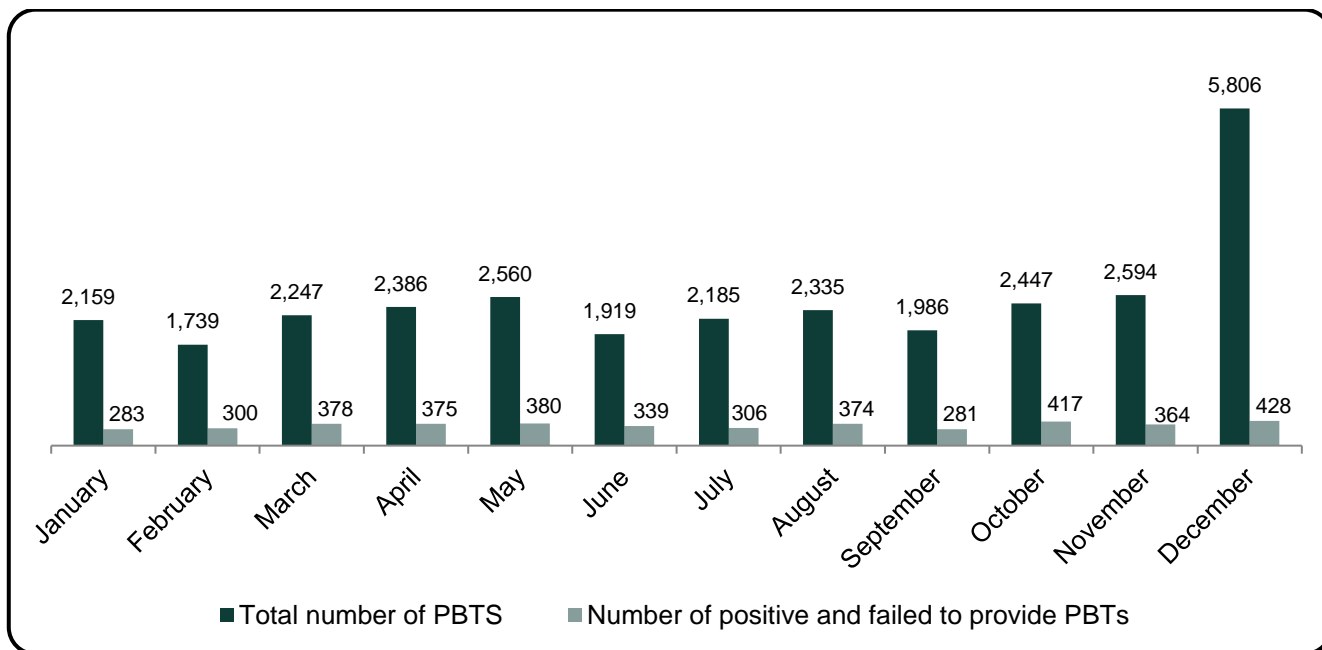
Figure 2 Number of preliminary breath tests by reason for test, 2016 – 2025



5. Preliminary Breath Tests by month of year

- During 2025, almost one-fifth (19.1%) of PBTs were conducted in December. This was due to the Christmas drink / drug drive campaign which ran from 1st December 2025 to 1st January 2026.

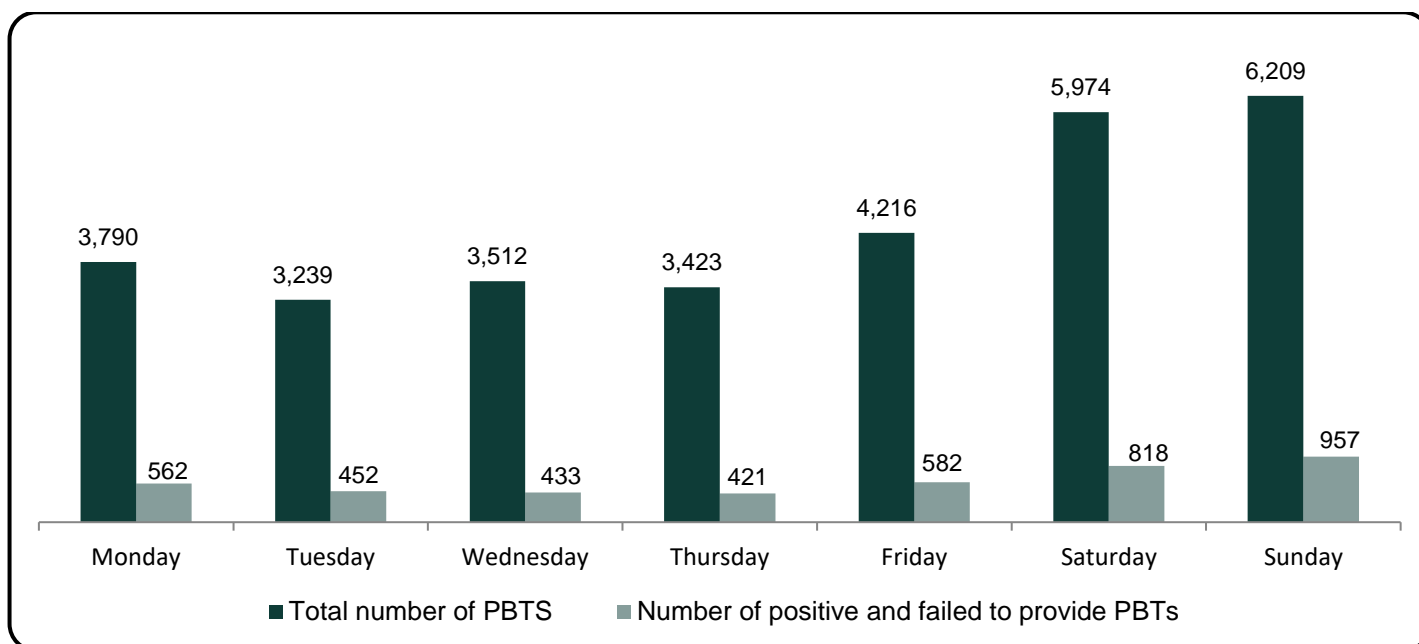
Figure 3 Number of PBTs by month, 2025



6. Preliminary Breath Tests by day of week

- The highest proportion of the PBTs undertaken in 2025 were carried out on a Sunday (20.4%).
- The highest proportion of positive or failed to provide PBTs was recorded on a Sunday (15.4%).

Figure 4 Number of PBTs by day of week, 2025



7. Preliminary Breath Tests by time of day

- In 2025, over two-fifths of PBTs were conducted between 9pm and 2.59am.
- The highest proportion of positive or failed to provide PBTs was recorded between 3:00am and 5:59am (27.8%).

Figure 5 Number of PBTs by time of day, 2025

