



Police Recorded Security Situation Statistics

1 April 2025 to 31 March 2026

Date of Publication:

14 May 2026


Frequency of Publication:

Annual

Issued by:

PSNI Statistics Branch
Lisnasharragh
42 Montgomery Road
Belfast
BT6 9LD

 statistics@psni.police.uk

 028 9065 0222 Ext. 24135

Web [PSNI Statistics](#)

Key Statistics

During 1 April 2025 to 31 March 2026:

- there were no security related deaths, as was also the case in the previous year.
- shooting incidents and the number of casualties of paramilitary style shootings were at their lowest levels since records began, while the number of casualties of paramilitary style assaults were at their lowest level in 42 years. Conversely, the number of bombing incidents was notably higher than seen in recent years.
- there were 8 shooting incidents, approximately half the number that occurred during the previous year (18) and the lowest number of shootings since records began in 1969.
- there were 19 bombing incidents, nearly four times the number that occurred during the previous year (5).
- there was one casualty of a paramilitary style shooting, compared to 8 during the previous year. This is the lowest number of paramilitary style shootings since records began in 1973. This shooting was attributed to Republicans.
- there were 21 casualties of paramilitary style assaults, 3 fewer than during the previous year (24) and the lowest number recorded since 1983/84. The majority of paramilitary style assaults (16) were attributed to Loyalists.
- there were 18 security related arrests under Section 41 of the Terrorism Act 2000, compared to 52 during the previous year. The number of persons subsequently charged was 6 compared to 7 in the previous year. These were the lowest numbers of arrests and charges since records began in 2001/02.

Contents

1. Things you need to know about this release.....	2
2. Summary Statistics	3
3. Summary statistics of ten year trends.....	4
4. Commentary	5
4.1 Security Related Deaths	5
4.2 Shooting Incidents	5
4.3 Bombing Incidents	6
4.4 Paramilitary Style Assaults	6
4.5 Paramilitary Style Shootings	8
4.6 Finds of Firearms, Explosives and Ammunition	8
4.7 Section 41 Terrorism Act Arrests and Subsequent Charges	9
5. District level tables	10
6. Revisions	12

We welcome user feedback on these statistics. This can be sent to the email address on the cover page or by contacting us at the telephone number provided.

1. Things you need to know about this release

Coverage

Police Recorded Statistics on the Security Situation for Northern Ireland are collated and produced by statisticians seconded to the Police Service of Northern Ireland (PSNI) from the Northern Ireland Statistics and Research Agency (NISRA).

Police recorded statistics relating to the security situation in Northern Ireland are the main source of official information on trends and statistics relating to the security situation throughout the Troubles and up to the present day. The PSNI produces statistics on incidents relating to the security situation that are reported to the police, including security related deaths, shooting and bombing incidents, paramilitary style attacks and arrests under Section 41 of the Terrorism Act 2000.

This annual bulletin presents finalised security situation statistics for the period 1 April 2025 to 31 March 2026. An accompanying [spreadsheet](#) is available on our website which outlines the data in this bulletin and historic trends. Further information on how these statistics are collated, reported and used is included in the [Security Situation Statistics User Guide](#) available on the [PSNI website](#).

The security situation figures relate to those incidents that took place within Northern Ireland, they do not include any security related incidents that may have happened either in the Republic of Ireland or in Great Britain.

These statistics only include those incidents that are brought to the attention of the police and some such incidents may not have been reported. Therefore a level of under-reporting may exist and users of the statistics should exercise caution when examining trends based on these police statistics.

National Statistics

National Statistics status means that these statistics are accredited official statistics¹ that meet the highest standards of trustworthiness, quality and public value, and as producers, it is our responsibility to maintain compliance with these standards.

These accredited official statistics were independently reviewed by the Office for Statistics Regulation in June 2012. They comply with the standards of trustworthiness, quality and value in the Code of Practice for Statistics and should be labelled 'accredited official statistics'.

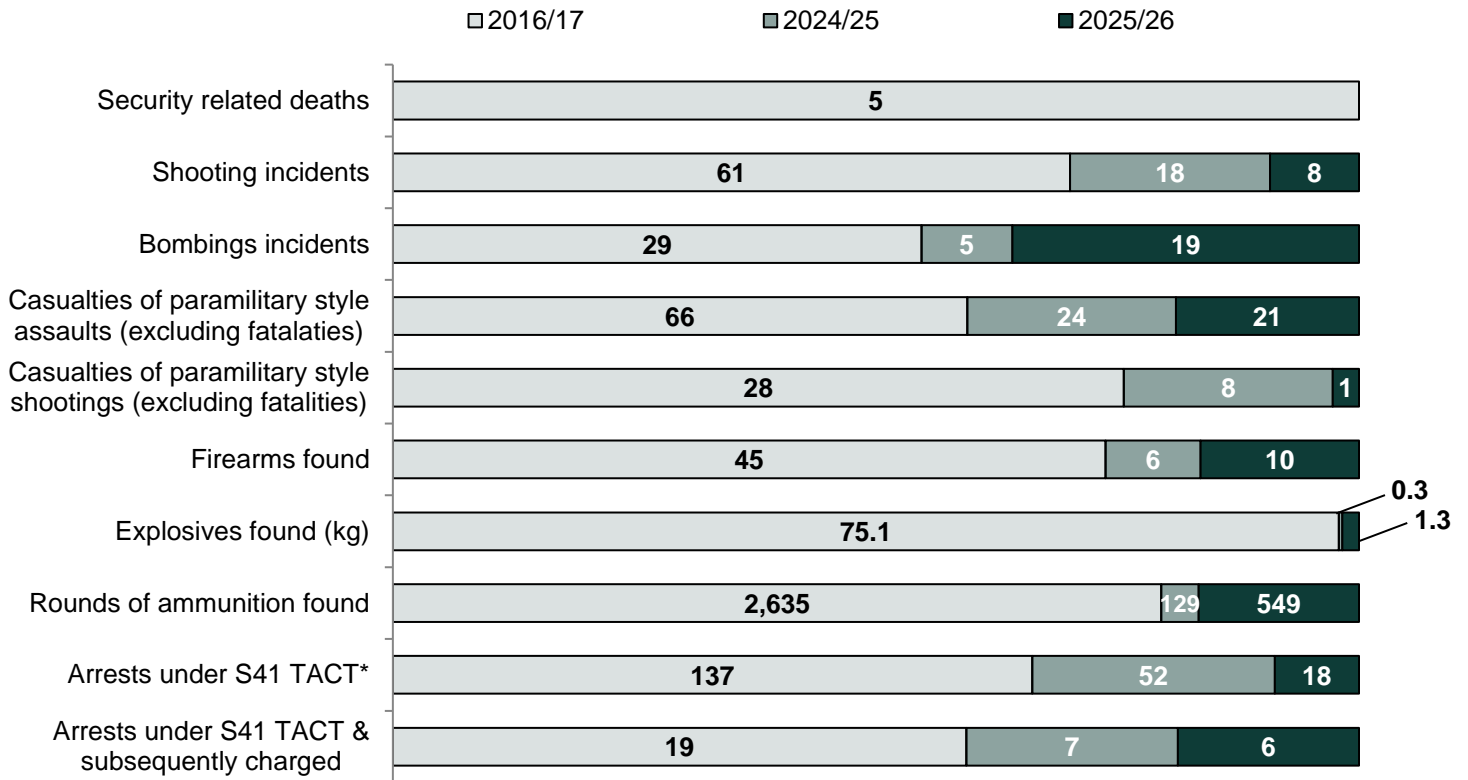
Our statistical practice is regulated by the Office for Statistics Regulation (OSR). OSR sets the standards of trustworthiness, quality and value in the [Code of Practice for Statistics](#) that all producers of official statistics should adhere to. You are welcome to contact us directly with any comments about how we meet these standards by emailing statistics@psni.police.uk. Alternatively, you can contact OSR by emailing regulation@statistics.gov.uk or via the [Office for Statistics Regulation website](#).

¹ Accredited official statistics are called National Statistics in the Statistics and Registration Service Act 2007. The Office for Statistics Regulation website provides further information on [Accredited official statistics](#).

2. Summary Statistics

Figure 1 summarises the number of security related incidents during the past year (2025/26) compared to the previous year (2024/25) and 2016/17.

Figure 1: Comparison of security incidents between 2025/26, 2024/25 and 2016/17.



* Figures in this publication include only those arrests that are linked to the security situation in Northern Ireland; persons who have been arrested under Section 41 of the Terrorism Act for other reasons are excluded.

3. Summary statistics of ten year trends

Threat level lowered from 'severe' to 'substantial', March 2022
 Threat level raised to 'severe', March 2023
 Threat level lowered to 'substantial', March 2024

Figure 2: Number of deaths due to the security situation 2016/17 – 2025/26

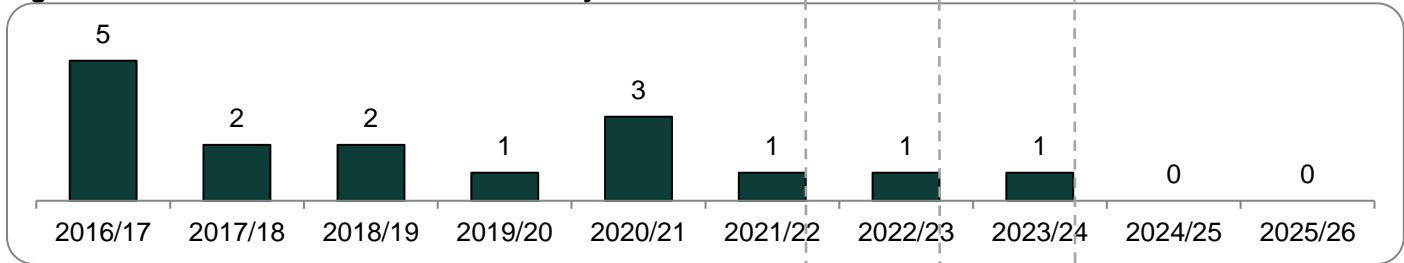


Figure 3: Number of shooting incidents 2016/17 – 2025/26

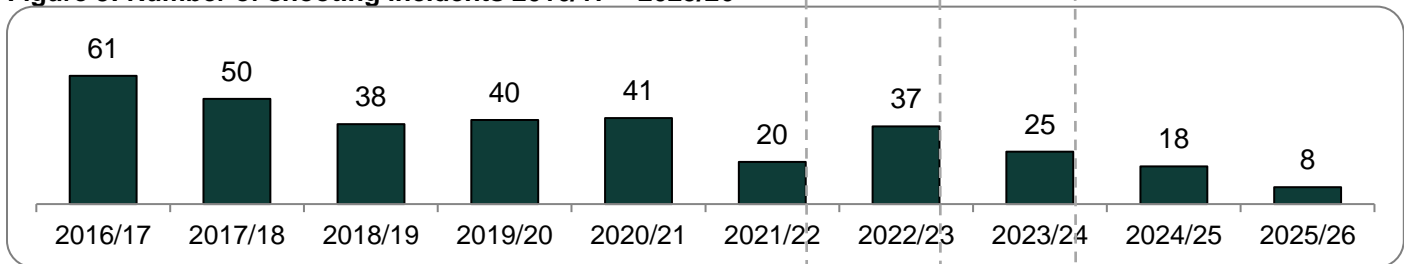


Figure 4: Number of bombing incidents 2016/17 – 2025/26

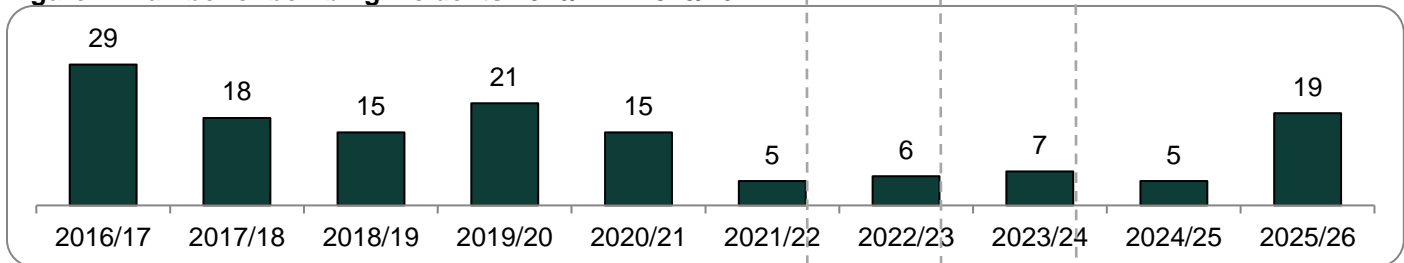


Figure 5: Number of casualties as a result of paramilitary style assaults 2016/17 – 2025/26

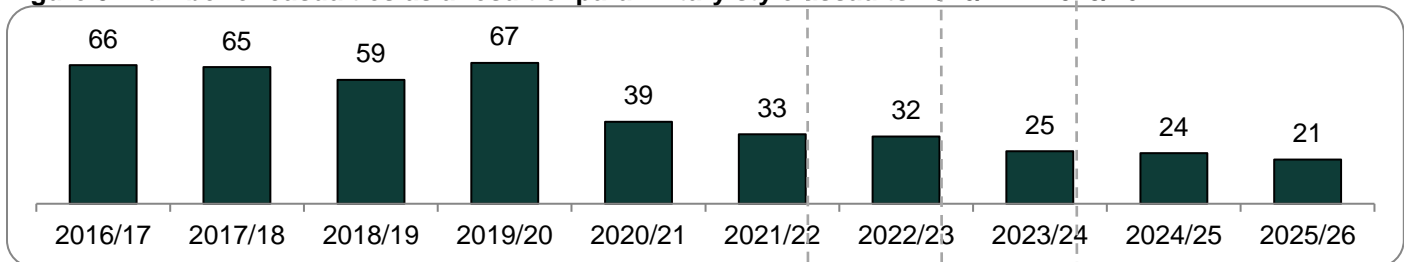
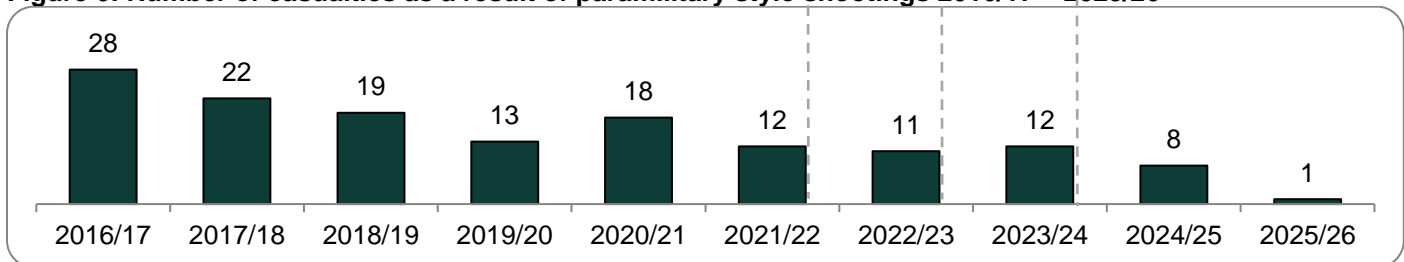


Figure 6: Number of casualties as a result of paramilitary style shootings 2016/17 – 2025/26



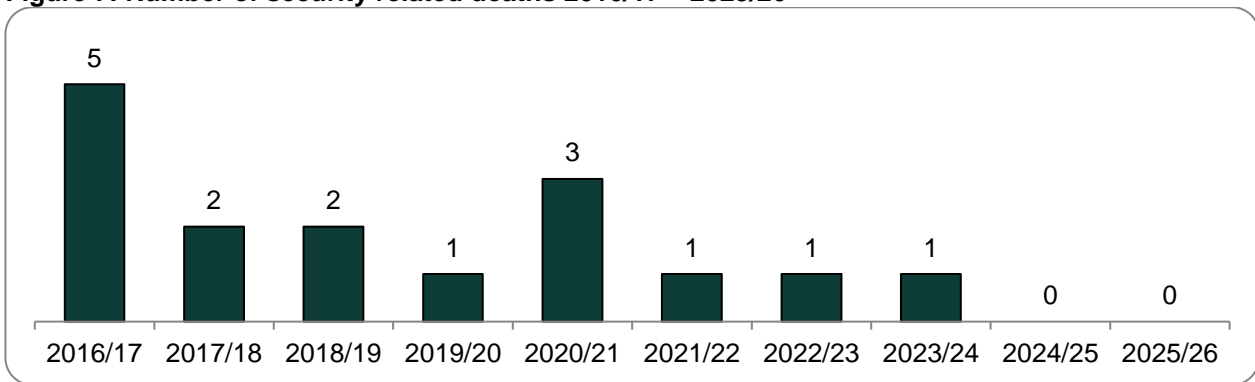
4. Commentary

4.1 Security Related Deaths

Security related deaths are those which are considered at the time of the incident to be directly attributed to terrorism, where the cause has a direct or proximate link to subversive / sectarian strife or where the death is attributable to security force activity.

- There were no security related deaths during 2025/26, as was also the case in the previous year. Prior to that there was one such death during each of the previous three years. The last security related death occurred in Belfast in January 2024.
- The past 5 years have seen 3 security related deaths, compared to 13 during the previous 5 years, see Figure 7.

Figure 7: Number of security related deaths 2016/17 – 2025/26

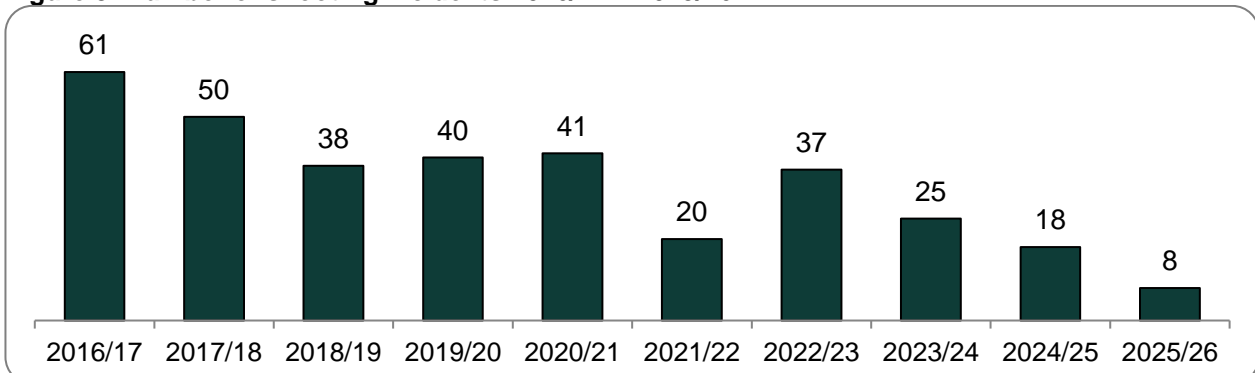


4.2 Shooting Incidents

These include any shooting incident relating to the security situation and include shots fired by terrorists, shots fired by the security forces, paramilitary style attacks involving shootings and shots heard (and later confirmed by other sources).

- There were 8 shooting incidents during 2025/26, approximately half the number that occurred during the previous year (18) and the lowest number of shootings since records began in 1969. See Figure 8 for a yearly breakdown over the last decade.
- The number of shooting incidents over the past 5 years (108) has more than halved (53% decrease) compared to the number that occurred during the previous 5 years (230 incidents).

Figure 8: Number of shooting incidents 2016/17 – 2025/26



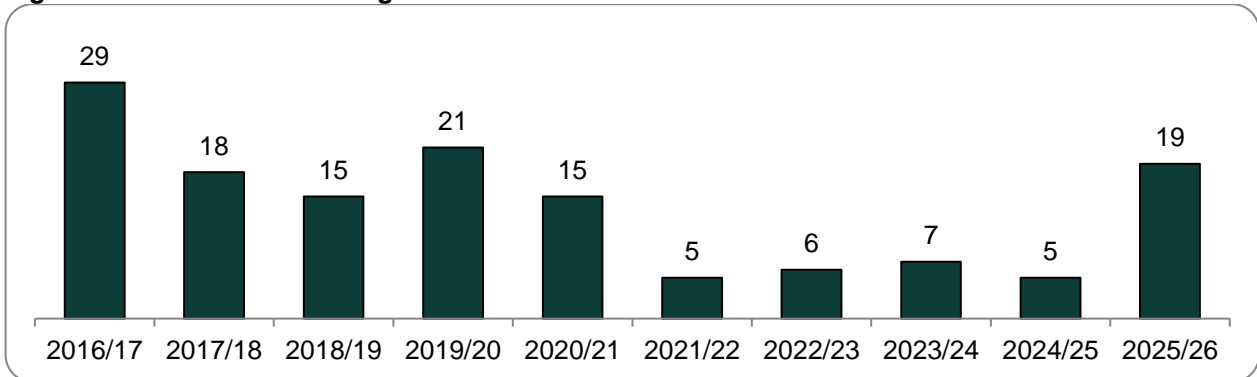
- Of the 8 shooting incidents during 2025/26, 3 occurred in Belfast, 2 occurred in each of the Districts Derry City and Strabane and Causeway Coasts and Glens, while 1 occurred in Lisburn and Castlereagh.
- Ards and North Down experienced no shootings incidents during 2025/26, after having the greatest number (7) during the previous year. Derry City and Strabane (4 to 2), Causeway Coast and Glens (4 to 2) and Mid and East Antrim (1 to none) also saw fewer shootings during the past year compared to the previous year. Conversely, Belfast (2 to 3) and Lisburn and Castlereagh (none to 1) saw more. Section 5 provides a breakdown by policing District compared to the previous year.

4.3 Bombing Incidents

These include all incidents where a bombing device explodes or is defused. If a device is found that is not complete or armed, then it is recorded as a 'find' and not as a bombing.

- There were 19 bombing incidents during 2025/26, nearly four times the number that occurred during the previous year (5). The number of bombing incidents had been notably lower between 2021/22 and 2024/25 than preceding years, before the increase during the past year, see Figure 10.
- The number of bombing incidents over the past 5 years (42) has more than halved (decreased by 57%) compared to the number that occurred during the previous 5 years (98 incidents).

Figure 10: Number of bombing incidents 2016/17 – 2025/26



- Belfast experienced the greatest number of bombing incidents (9) during 2025/26, followed by Armagh, Banbridge and Craigavon (3). Lisburn and Castlereagh, Mid Ulster and Derry City and Strabane each experienced 2 bombing incidents during 2025/26, while Newry, Mourne and Down experienced one such incident.

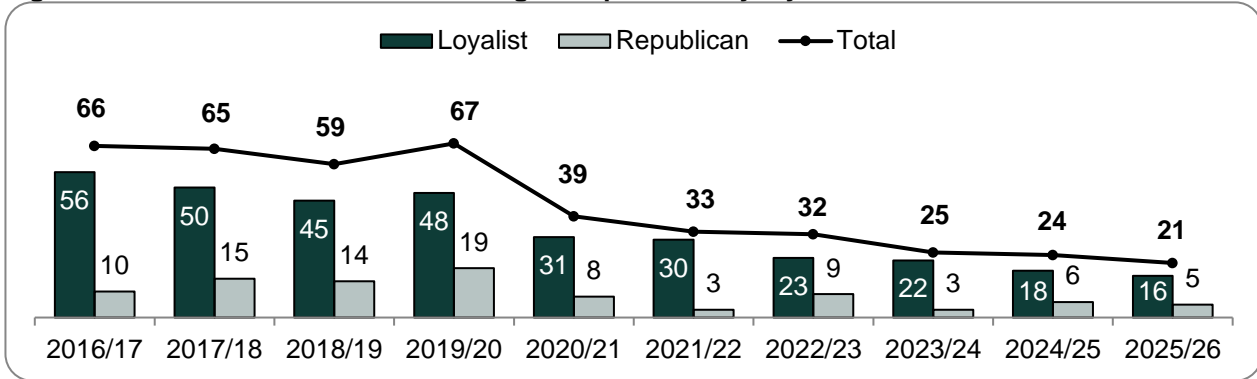
4.4 Paramilitary Style Assaults

Paramilitary style assaults are usually carried out by Loyalist or Republican groups on members of their own community as a so-called punishment. The assault will involve major or minor physical injury to the injured party typically involving a group of assailants armed with, for example, iron bars or baseball bats. Paramilitary style assaults that result in death are counted as 'security related deaths' and are not reflected in the paramilitary style assault figures.

- There were 21 casualties of paramilitary style assaults during 2025/26, 3 fewer than during the previous year (24) and the lowest number recorded since 1983/84. There has been a year-on-year decline in the number of paramilitary style assaults since 2019/20.

- The number of assaults during the past 5 years (135) has more than halved (decreased by 54%) compared to the number that occurred during the previous 5 years (296 incidents), see Figure 12.

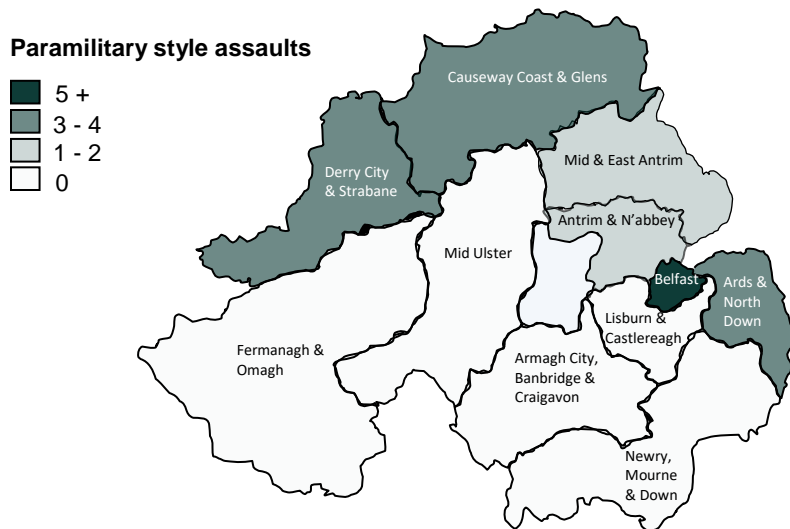
Figure 12: Number of casualties resulting from paramilitary style assaults⁽¹⁾ 2016/17 – 2025/26



(1) Paramilitary style assaults that result in death are counted as security related deaths and are not included in the casualties of paramilitary style assaults figures. Attribution is as perceived by PSNI based on the information available at the time of incident.

- The majority of paramilitary style assaults were attributed to Loyalists. In 2025/26, 16 of the 21 assaults (76%) were attributed to Loyalists with the remaining attributed to Republicans.
- All of the 21 casualties of paramilitary style assaults during the past year were aged 18 years old or older.
- The greatest number of assaults were carried out in Belfast (8 casualties), followed by Derry City and Strabane (4). These Districts experienced the same number of assaults as the previous year. There were paramilitary style assaults recorded in 4 other policing Districts during the same period, see Figure 13 and Section 5 for further detail.

Figure 13: Number of casualties as a result of paramilitary style assaults during 2025/26

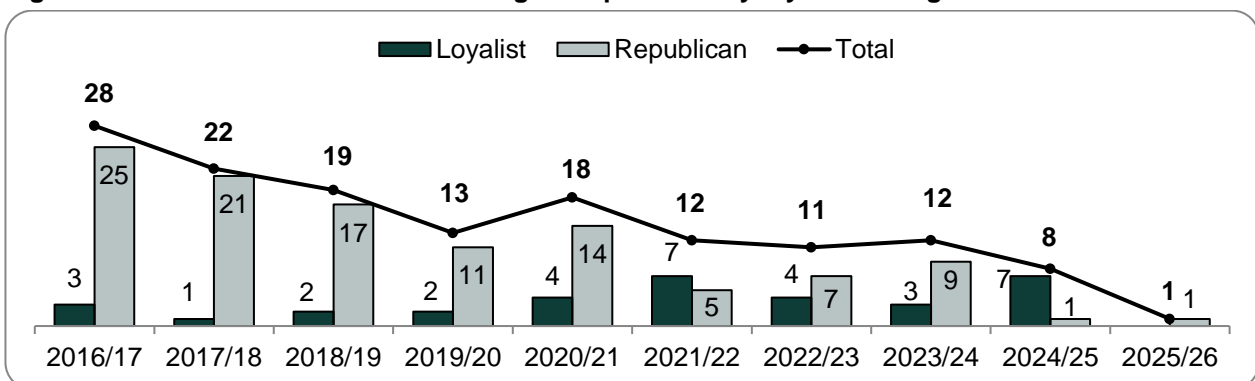


4.5 Paramilitary Style Shootings

Paramilitary style shootings usually result in the injured party being shot in the knees, elbows, feet, ankles or thighs and the motive is supposedly to punish the person for anti-social activities. These paramilitary style shootings are generally conducted by Loyalist or Republican paramilitary groups on members of their own community. Paramilitary style shootings that result in death are counted as ‘security related deaths’ and are not reflected in the paramilitary style shooting figures.

- There was one casualty of a paramilitary style shooting during 2025/26, 7 fewer than the previous year (8) and the lowest number since records began in 1973. Over the past ten years there has been a general downward trend in the number of paramilitary style shootings.
- The number of casualties of paramilitary style shootings during the past 5 years (44) has more than halved (decreased by 56%) compared to the number during the previous 5 years (100), see Figure 14.
- The single paramilitary style shooting in 2025/26 occurred in Belfast and was attributed to Republicans. The victim was aged 18 years or older.

Figure 14: Number of casualties resulting from paramilitary style shootings⁽¹⁾ 2016/17 – 2025/26



⁽¹⁾ Paramilitary style shootings that result in death are counted as security related deaths and are not included in the casualties of paramilitary style shooting figures. Attribution is as perceived by PSNI based on the information available at the time of incident.

4.6 Finds of Firearms, Explosives and Ammunition

These refer to the seizure or recovery of all illegal firearms, ammunition, explosives, rocket/mortar launchers, detonators and bomb making material/equipment. Replica/blank firing firearms, petrol bombs and petrol bomb making materials, grenades and munitions from World War 1 or World War 2 found on the beach or in attics etc. are not recorded as finds.

- There were 10 firearms found during 2025/26, compared to 6 the previous year.
- There was 1.3kg of explosives found during 2025/26 compared to 0.3kg during the previous year and 549 rounds of ammunition found during 2025/26 compared to 129 during the previous year.

Table 1: Number of firearms, explosives and rounds of ammunition seized by PSNI 2016/17 – 2025/26

	Firearms	Explosives (kg)	Rounds of Ammunition
2016/17	45	75.1	2,635
2017/18	40	0.4	5,758
2018/19	45	1.2	1,284
2019/20	30	0.9	774
2020/21	17	2.9	2,049
2021/22	45	0.5	1,877
2022/23	20	0.2	1,172
2023/24	20	3.4	851
2024/25	6	0.3	129
2025/26	10	1.3	549

4.7 Section 41 Terrorism Act Arrests and Subsequent Charges

Section 41 of the Terrorism Act 2000 enables police officers to arrest persons whom they reasonably suspect to be a terrorist. Following arrest under Section 41 of the Terrorism Act an individual may be charged with any offence (e.g. attempted murder) and not necessarily an offence listed under the Terrorism Act. Figures in this publication include only those arrests that are linked to the security situation in Northern Ireland; persons who have been arrested under Section 41 of the Terrorism Act for other reasons are excluded.

- There were 18 persons arrested under Section 41 of the Terrorism Act 2000 during 2025/26 compared to 52 during the previous year. The past year saw the lowest number of such arrests since records began on 2001/02.
- The number of arrests under Section 41 of the Terrorism Act 2000 during the past 5 years (395) has fallen by 43% compared to the number during the previous 5 years (687).
- Of the 18 arrests, 5 occurred in each of the Districts Belfast and Derry City and Strabane. A full District breakdown can be found in Section 5.
- There were 6 persons arrested under Section 41 of the Terrorism Act 2000 and subsequently charged (with any offence) during 2025/26, one fewer than the previous year (7) and the lowest number charged since records began in 2001/02.

Table 2: Number of persons arrested under Section 41 of the Terrorism Act 2000 and subsequently charged 2016/17 – 2025/26

	Persons arrested under Section 41 of TACT	Persons subsequently charged ^(1,2)
2016/17	137	19
2017/18	176	13
2018/19	146	16
2019/20	123	15
2020/21	105	20
2021/22	115	17
2022/23	121	13
2023/24	89	24
2024/25	52	7
2025/26	18	6

(1) Statistics refer to charges brought against a person after the original period of detention (including extensions). Any subsequent charges, additions, deletions to the original charges are not included.

(2) Persons can be charged under legislation other than the Terrorism Act.

5. District level tables

Bombing and Shooting Incidents

Policing District	Bombing incidents ¹			Shooting incidents ²		
	12 months to March 25	12 months to March 26	Change	12 months to March 25	12 months to March 26	Change
Belfast City	0	9	9	2	3	1
Lisburn & Castlereagh City	0	2	2	0	1	1
Ards & North Down	0	0	0	7	0	-7
Newry, Mourne & Down	1	1	0	0	0	0
Armagh City, Banbridge & Craigavon	0	3	3	0	0	0
Mid Ulster	0	2	2	0	0	0
Fermanagh & Omagh	0	0	0	0	0	0
Derry City & Strabane	2	2	0	4	2	-2
Causeway Coast & Glens	2	0	-2	4	2	-2
Mid & East Antrim	0	0	0	1	0	-1
Antrim & Newtownabbey	0	0	0	0	0	0
Northern Ireland	5	19	14	18	8	-10

1) Individual bombing incidents involve one or more explosive devices. Incidents include explosions and defusings. Incidents involving hoax devices, petrol bombings or incendiaries are excluded.

2) The following types of incidents are included:

- Shots fired by terrorists
- Shots fired by the security forces
- Paramilitary-style attacks involving shootings
- Shots heard (and later confirmed)

Casualties of Paramilitary-Style Attacks

Policing District	Casualties resulting from paramilitary-style shootings ³			Casualties resulting from paramilitary-style assaults ³		
	12 months to March 25	12 months to March 26	Change	12 months to March 25	12 months to March 26	Change
Belfast City	0	1	1	8	8	0
Lisburn & Castlereagh City	0	0	0	0	0	0
Ards & North Down	4	0	-4	3	3	0
Newry, Mourne & Down	0	0	0	0	0	0
Armagh City, Banbridge & Craigavon	0	0	0	2	0	-2
Mid Ulster	0	0	0	0	0	0
Fermanagh & Omagh	0	0	0	0	0	0
Derry City & Strabane	1	0	-1	4	4	0
Causeway Coast & Glens	3	0	-3	3	3	0
Mid & East Antrim	0	0	0	3	1	-2
Antrim & Newtownabbey	0	0	0	1	2	1
Northern Ireland	8	1	-7	24	21	-3

(3) Paramilitary style assaults/shootings that result in death are counted as security related deaths and are not included in the casualties of paramilitary style assaults/shootings figures.

Arrests under Section 41 TACT and subsequent charges

Policing District	Section 41 Terrorism Act arrests			Persons charged subsequent to Section 41 TACT arrest ^{4,5}		
	12 months to March 25	12 months to March 26	Change	12 months to March 25	12 months to March 26	Change
Belfast City	21	5	-16	2	1	-1
Lisburn & Castlereagh City	0	0	0	0	0	0
Ards & North Down	0	0	0	0	0	0
Newry, Mourne & Down	2	1	-1	0	0	0
Armagh City, Banbridge & Craigavon	1	2	1	0	0	0
Mid Ulster	3	4	1	1	3	2
Fermanagh & Omagh	4	1	-3	2	1	-1
Derry City & Strabane	14	5	-9	2	1	-1
Causeway Coast & Glens	3	0	-3	0	0	0
Mid & East Antrim	0	0	0	0	0	0
Antrim & Newtownabbey	4	0	-4	0	0	0
Northern Ireland	52	18	-34	7	6	-1

(4) Statistics refer to charges brought against a person after the original period of detention (including extensions). Any subsequent charges, additions, deletions to the original charges are not included.

(5) Persons can be charged under legislation other than the Terrorism Act.

6. Revisions

Revisions are carried out in accordance with our [Revisions Policy](#), a copy of which is available in the Official Statistics section of the PSNI Statistics website. Figures within the current financial year to date are provisional and will be subject to slight revision until figures for the full financial year are published. This means that the totals for each month from April 2025 can change each time the figures are published during the financial year. These amendments can happen for a number of reasons, such as an incident being included or excluded following further investigation by an officer.

Since the publication of the previous bulletin up until 28 February 2026 there have been two revisions made to the data, as follows:

- The number of bombings incidents recorded in February 2026 increased by one (from none to one).
- The quantity of explosives found in February 2026 increased by 0.05kg (from none to 0.05kg).