



**Police Service**  
of Northern Ireland



# Motoring Offence Statistics for Northern Ireland

## 1<sup>st</sup> May 2025 to 30<sup>th</sup> April 2026

**Date of Publication:**

25<sup>th</sup> June 2026

**Frequency:**


Monthly

**Issued by:**

PSNI Statistics Branch  
Lisnasharragh  
42 Montgomery Road  
Belfast  
BT6 9LD

Web: [PSNI Statistics](#)

 [statistics@psni.police.uk](mailto:statistics@psni.police.uk)

 02890 650222 Ext. 24135



In the 12 months from 1<sup>st</sup> May 2025 to 30<sup>th</sup> April 2026:

- There were 38,098 detections for motoring offences in Northern Ireland, of which 97% were dealt with by means of a fixed penalty notice or referral for prosecution.
- The remaining 3% (1,196) resulted in the completion of a speed awareness or safer driver course.
- Total detections increased by 5% on the 36,117 detections recorded in the previous 12 months.
- Ten of the 19 offence groups showed an increase in detections over the year, in particular the construction and use group which rose by 48% to 4,417, representing an increase of 1,442 detections.
- The largest offence group was insurance offences with 6,539 which, along with careless driving (4,701) and speeding offences (4,637) accounted for 42% of the total detections.
- The highest speed detected by PSNI officers in the latest 12 months was 143mph, on the M2 Rathbeg Southbound, Antrim.

Contents

- 1. Things you need to know about this release ..... 3
- 2. Summary..... 4
- 3. Trends ..... 5
- 4. Age and Gender ..... 6
- 5. Offence Group ..... 7
- 6. Policing District ..... 10
- 7. Further Information..... 12

We welcome user feedback on these statistics. This can be sent to the email address on the cover page or by contacting us at the telephone number provided.

## 1. Things you need to know about this release

Motoring offence statistics for Northern Ireland are collated and produced by statisticians seconded to the Police Service of Northern Ireland (PSNI) from the Northern Ireland Statistics and Research Agency (NISRA).

[PSNI Official Statistics documentation](#) is available on the Official Statistics section of the PSNI website.

### Coverage

This report provides statistics on the number of motoring offences detected by police in Northern Ireland from 1<sup>st</sup> May 2025 to 30<sup>th</sup> April 2026. It does not include any detections by the NI Road Safety Partnership (NIRSP). Figures relating to such detections through the Partnership can be accessed via the following link – [NIRSP](#).

The range of disposals covered includes those offences dealt with by means of a fixed penalty notice (FPN), speed awareness or safer driver course or a referral for prosecution.

This report presents the most recent motoring offence statistics based on figures extracted on 22<sup>nd</sup> June 2026. Referred for prosecution figures from 1<sup>st</sup> January 2025 onwards remain provisional and therefore subject to amendment, as do the remaining disposals for the 2026 period only. The information is also available in tabular format in the [accompanying spreadsheets](#) on the PSNI website.

Background information and details of the offences included in each offence grouping can be found in the [Motoring Offence User Guide](#) on the PSNI website. Please note the figures refer to the number of offences and not the number of persons detected as a person can be detected for more than one offence.

### Accredited Official Statistics

[Accredited Official Statistics](#)<sup>1</sup> are official statistics that have been independently reviewed by Office for Statistics Regulation (OSR) and confirmed to comply with the standards of trustworthiness, quality and value in the [Code of Practice for Statistics](#). Producers of accredited official statistics are legally required to ensure they maintain compliance with the Code. Accredited official statistics are called National Statistics in the Statistics and Registration Service Act 2007.

These accredited official statistics were independently reviewed by the Office for Statistics Regulation in March 2020. They comply with the standards of trustworthiness, quality and value in the Code of Practice for Statistics and should be labelled 'accredited official statistics'.

Our statistical practice is regulated by the Office for Statistics Regulation (OSR). OSR sets the standards of trustworthiness, quality and value in the Code of Practice for Statistics that all producers of official statistics should adhere to. You are welcome to contact us directly with any comments about how we meet these standards by emailing [statistics@psni.police.uk](mailto:statistics@psni.police.uk). Alternatively, you can contact OSR by emailing [regulation@statistics.gov.uk](mailto:regulation@statistics.gov.uk) or via the [Office for Statistics Regulation website](#).

<sup>1</sup> From 7 June 2024 the Accredited Official Statistics badge replaced the National Statistics badge.

### Uses of the statistics

Uses of the statistics, based on user engagement, information requests and satisfaction survey feedback include policy making and policy monitoring, performance monitoring, and public interest, by a range of users including PSNI, Policing and Community Safety Partnerships (PCSPs), media and academics.

More detail can be found in the Motoring Offence User Guide which can be accessed via the [motoring offences](#) statistics web page on the PSNI website.

### Related statistics

Sources of motoring offences data for other domains include [An Garda Síochána - Republic of Ireland](#) and [England and Wales](#). Related statistics include [Injury road traffic collision statistics](#) and [NI Road Safety Partnership](#) statistics.

## 2. Summary

Table 1 shows that, over the last 12 months:

- The number of motoring offences detected increased by 5% to 38,098
- Offences referred for prosecution fell by 5%
- Endorsable fixed penalties increased by 12%, while non-endorsable offences increased by 59%
- Number of speed awareness courses increased by 6%
- Safer driver courses increased by 27%.

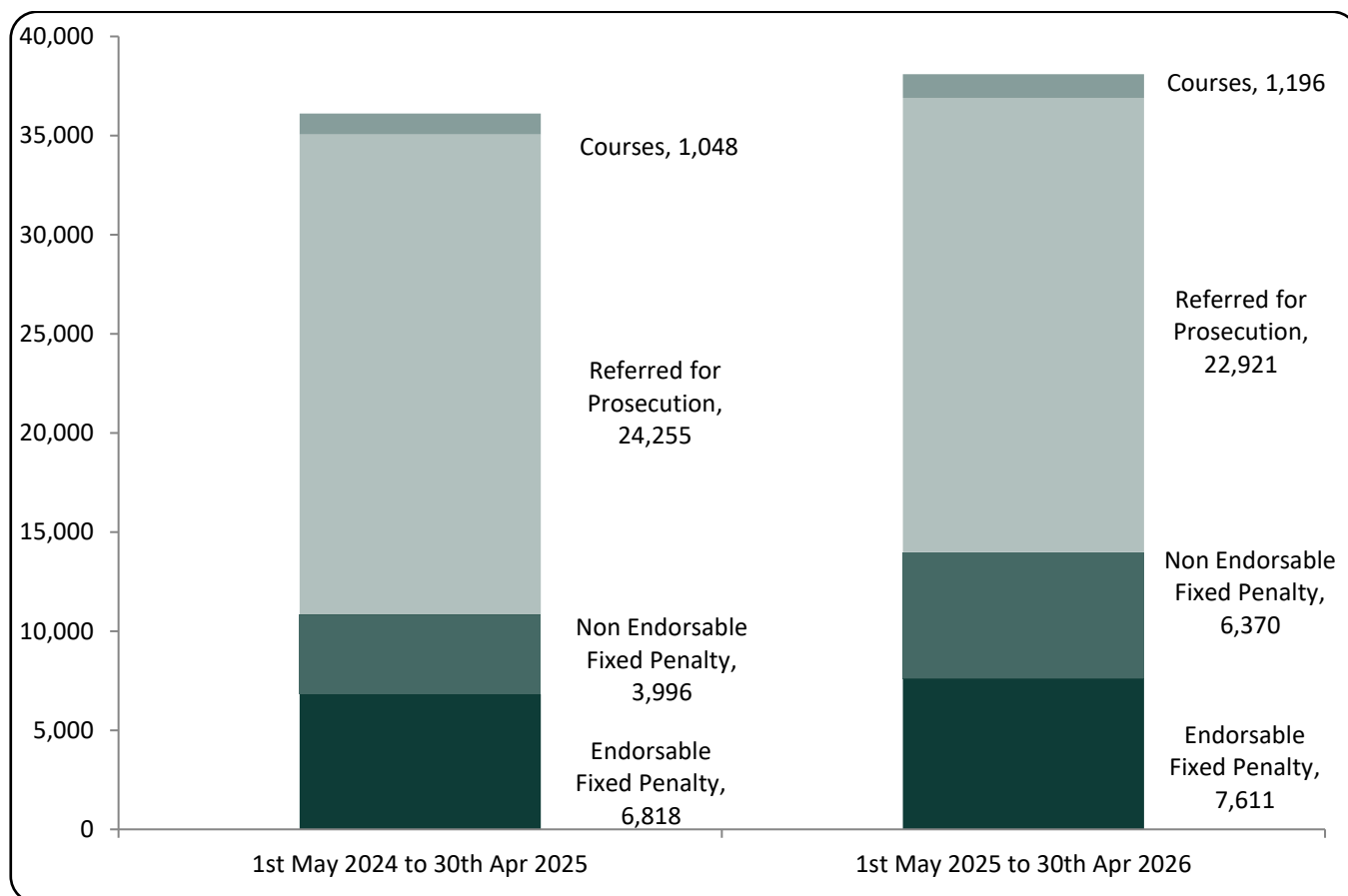
**Table 1 Number of motoring offences by disposal type, 1<sup>st</sup> May 2024 to 30<sup>th</sup> April 2026\***

	1 <sup>st</sup> May 2024 to 30 <sup>th</sup> Apr 2025	1 <sup>st</sup> May 2025 – 30 <sup>th</sup> Apr 2026	Change over last 12 months	Percentage change over last 12 months
Endorsable Fixed Penalty	6,818	7,611	793	12
Non Endorsable Fixed Penalty	3,996	6,370	2,374	59
Referred for Prosecution	24,255	22,921	-1,334	-5
Speed Awareness Course	642	680	38	6
Safer Driver Course	406	516	110	27
<b>Total</b>	<b>36,117</b>	<b>38,098</b>	<b>1,981</b>	<b>5</b>

\*Figures are provisional and subject to change.

1. Note that not all detections in the most recent few months will have been processed as yet, particularly those referred for prosecution.

**Figure 1 Comparisons of disposal types for motoring offences between 1<sup>st</sup> May 2024 to 30<sup>th</sup> April 2025 and 1<sup>st</sup> May 2025 to 30<sup>th</sup> April 2026**



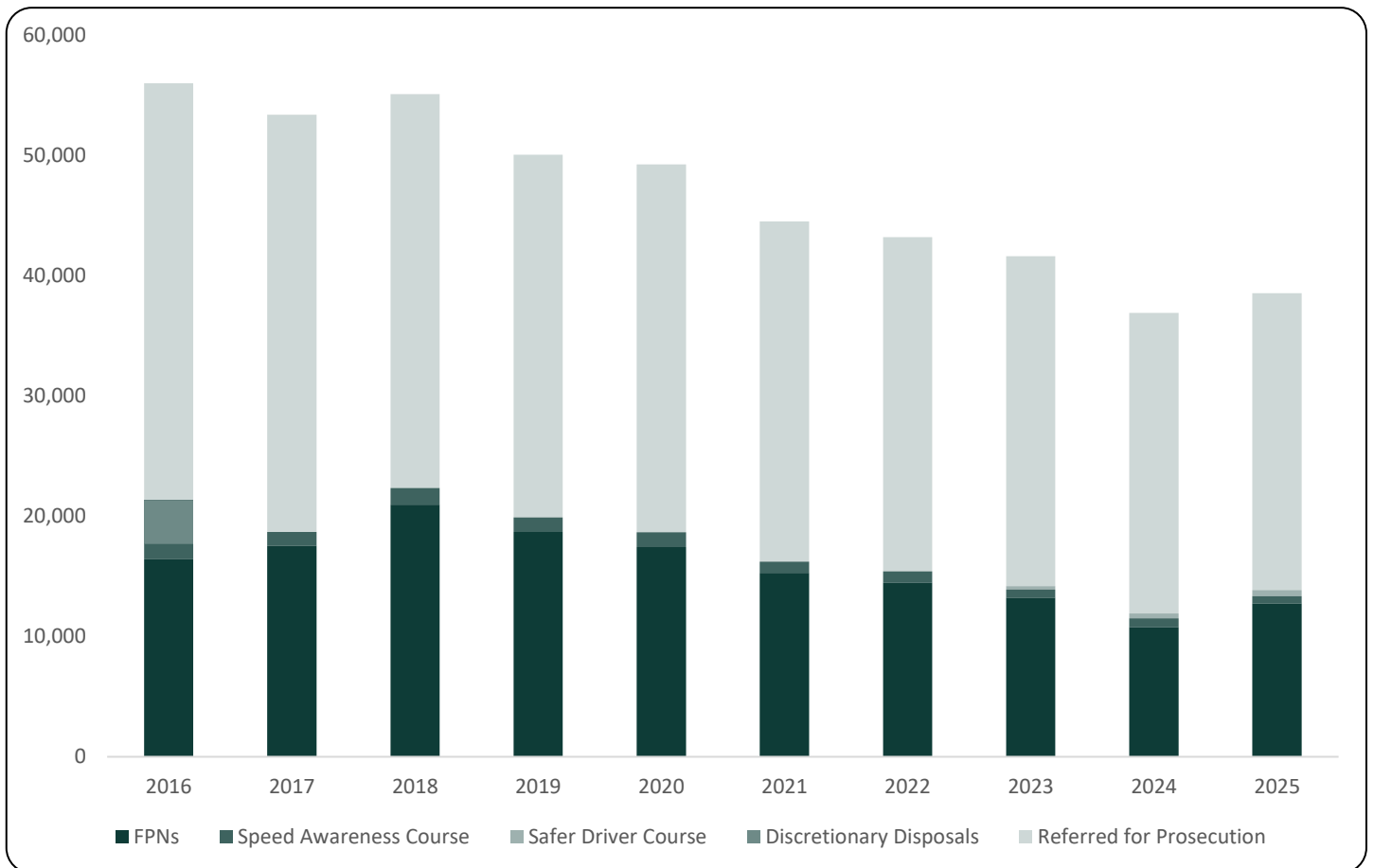
Note that not all detections in the most recent months will have been processed at this time, particularly those referred for prosecution.

### 3. Trends

The number of motoring offences have been generally decreasing over a 10 year period from a total of 56,043 recorded in 2016 to 38,565 recorded in 2025 (see figure 2), with slight annual increases recorded in only two of those years – 2018 and 2025.

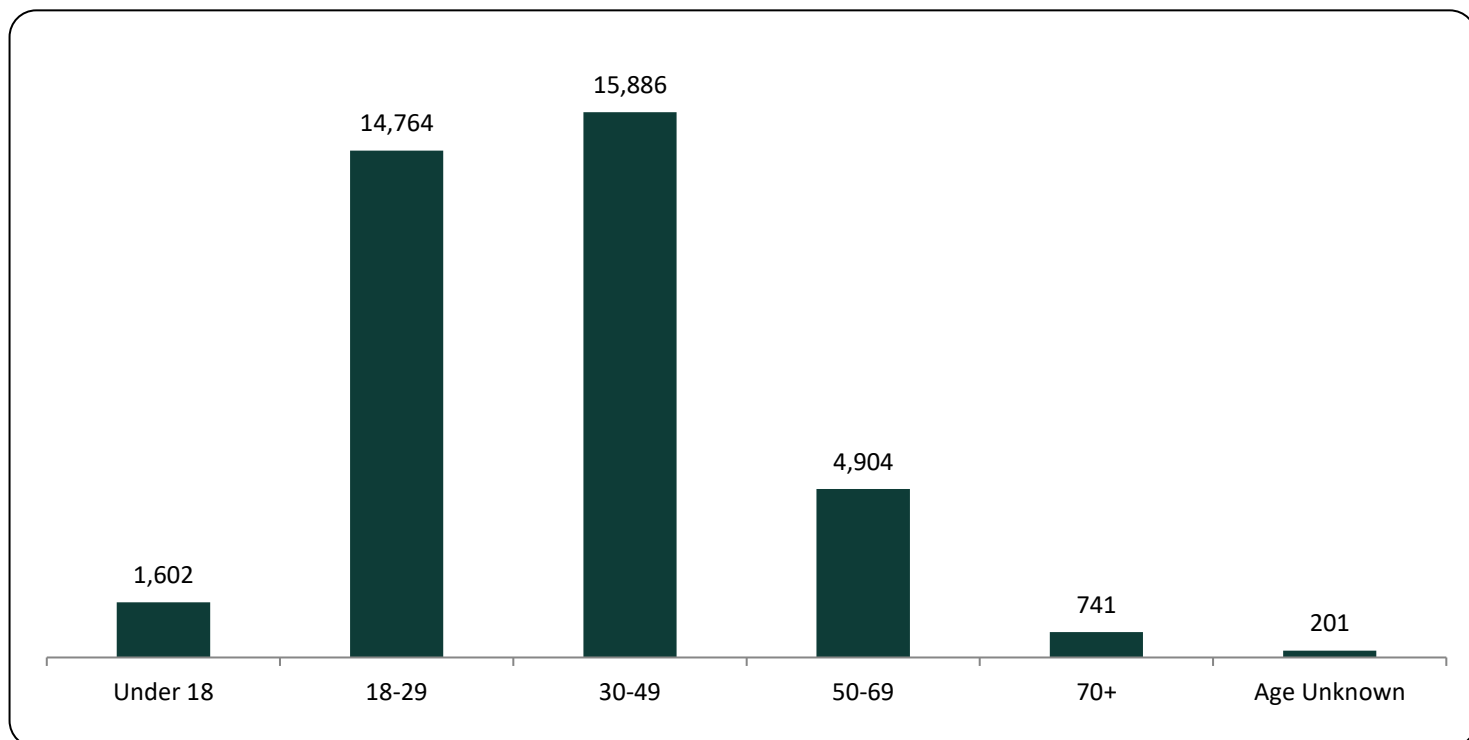
Discretionary disposals were introduced during 2011 as an alternative method of disposal for dealing with motoring offences but were removed on 31<sup>st</sup> July 2016. Safer driver courses were introduced in Northern Ireland in May 2023 as an alternative disposal to the new fixed penalty notice for careless driving.

**Figure 2 Number of motoring offences by disposal type: 1<sup>st</sup> January 2016 – 31<sup>st</sup> December 2025**



## 4. Age and Gender

Figure 3 Number of motoring offences by age: 1<sup>st</sup> May 2025 – 30<sup>th</sup> April 2026



- Figure 3 shows that those aged 30-49 years old accounted for over two fifths of motoring offences detected between 1<sup>st</sup> May 2025 – 30<sup>th</sup> April 2026 where age is known, followed by those aged 18-29 (39%). Almost all (99%) of the unknown ages refer to non endorsable offences, which can be issued in the absence of the offender and do not require licence details to process, for example parking offences.
- Males accounted for 8 in 10 of all motoring offences detected between 1<sup>st</sup> May 2025 and 30<sup>th</sup> April 2026.

## 5. Offence Group

**Table 2 Number of motoring offences by gender, age band and offence group<sup>1</sup>**  
**1<sup>st</sup> May 2025 – 30<sup>th</sup> April 2026\***

	Female	Male	Other / Unknown	Under 18	18-29	30-49	50-69	70+	Age Unknown	Total
Breach of signs & signals	61	313	9	2	147	144	62	9	19	383
Careless driving	881	3,816	4	161	1,606	1,861	876	197	0	4,701
Construction & use	648	3,755	14	232	2,904	978	275	20	8	4,417
Dangerous driving	152	1,325	1	88	700	515	152	23	0	1,478
Drink or drug driving	551	2,223	1	18	714	1,456	536	51	0	2,775
Driving licence	406	2,286	2	157	881	1,321	291	44	0	2,694
Driving whilst disqualified	103	944	3	122	254	572	96	6	0	1,050
Failing to stop / remain / report collision	304	1,619	0	65	622	854	295	87	0	1,923
Fraudulent use / declaration	26	219	0	4	87	117	35	2	0	245
Insurance	1,112	5,421	6	259	2,368	3,120	710	80	2	6,539
L & R driver	274	1,440	4	132	734	719	118	15	0	1,718
Miscellaneous	108	928	3	102	409	423	83	21	1	1,039
Mobile phone	221	901	0	9	260	601	222	30	0	1,122
Non-driver	150	264	5	17	129	207	56	5	5	419
Parking	263	485	59	7	313	186	124	15	162	807
Seatbelt	114	472	2	21	168	286	84	28	1	588
Speeding	1,191	3,445	1	120	1,870	1,830	724	93	0	4,637
Vehicle TADA / tampering	78	619	1	78	254	324	41	1	0	698
Vehicle test certificate	114	751	0	8	344	372	124	14	3	865
<b>Total</b>	<b>6,757</b>	<b>31,226</b>	<b>115</b>	<b>1,602</b>	<b>14,764</b>	<b>15,886</b>	<b>4,904</b>	<b>741</b>	<b>201</b>	<b>38,098</b>

\* Figures are provisional and subject to change. <sup>1</sup> Please refer to section 7 for more detail regarding the offence groups.

- Table 1 shows an increase of 12% in the number of endorsable tickets issued in past 12 months when compared with previous 12 months, which was primarily due to increase in insurance offences.
- Table 2 shows that the largest offence group recorded was insurance offences with a total of 6,539 detections, this was an 18% increase on the number recorded in the previous 12 months. For the period 1<sup>st</sup> May 2025 to 30<sup>th</sup> April 2026 insurance offences accounted for 17% of all detections for motoring offences.
- Speeding and careless driving offences each accounted for 12% of all offences in the current period. Both have remained at similar levels to the previous year.
- The highest speed detected by PSNI officers in the latest 12 months was 143mph, on the M2 Rathbeg Southbound, Antrim.
- In the latest 12 months, the NI Road Safety Partnership detected over 17 times more speeding offences than the PSNI (81,586).
- Ten of the 19 offence groups showed an increase in detections over the year, notably construction & use offences which rose by 48% to 4,417 detections.
- Failing to stop / remain / report collision offences decreased by over one quarter over the 12-month period.
- Over half of those detected for mobile phone offences were age 30-49.
- Almost one-fifth of all female detections was for speeding offences.
- Almost one-quarter of detections involving those aged 70 or more were for careless driving type offences.

**Table 3 Number of motoring offences by month and offence group<sup>1</sup>, 1<sup>st</sup> May 2024 to 30<sup>th</sup> April 2026\***

Offence group	May 2025	Jun 2025	Jul 2025	Aug 2025	Sept 2025	Oct 2025	Nov 2025	Dec 2025	Jan 2026	Feb 2026	Mar 2026	Apr 2026	May 2025 - Apr 2026	May 2024 - Apr 2025	Change over last 12 months Number	Change over last 12 months %
Breach of signs & signals	21	25	17	32	23	25	33	33	48	35	65	26	383	204	179	88
Careless driving	462	387	390	420	392	487	441	403	365	302	343	309	4,701	4,768	-67	-1
Construction & use	341	280	314	318	297	335	430	282	342	406	452	620	4,417	2,975	1,442	48
Dangerous driving	148	133	131	153	112	140	142	114	85	103	118	99	1,478	1,630	-152	-9
Drink or drug driving	253	242	265	294	201	242	264	258	193	191	196	176	2,775	3,131	-356	-11
Driving licence	276	232	234	269	216	245	243	224	210	191	198	156	2,694	2,558	136	5
Driving whilst disqualified	96	81	88	116	83	83	83	93	95	65	93	74	1,050	1,077	-27	-3
Failing to stop / remain / report collision	195	165	204	210	139	199	204	199	111	94	123	80	1,923	2,665	-742	-28
Fraudulent use / declaration	26	20	17	24	18	27	24	20	15	20	19	15	245	257	-12	-5
Insurance	550	478	493	631	536	674	631	561	552	476	527	430	6,539	5,547	992	18
L & R driver	137	101	105	176	144	166	165	181	129	121	153	140	1,718	1,459	259	18
Miscellaneous	82	66	88	115	108	93	99	74	62	85	76	91	1,039	968	71	7
Mobile phone	98	89	115	90	79	95	84	80	97	73	118	104	1,122	1,045	77	7
Non-driver	46	45	20	39	41	50	42	30	32	29	23	22	419	563	-144	-26
Parking	44	74	22	33	54	106	71	45	94	91	93	80	807	555	252	45
Seatbelt	56	32	54	63	47	59	45	35	34	39	63	61	588	503	85	17
Speeding	477	315	468	402	350	469	327	244	350	373	453	409	4,637	4,649	-12	0
Vehicle TADA / tampering	47	75	91	88	47	62	53	64	45	40	53	33	698	988	-290	-29
Vehicle test certificate	81	49	58	71	46	88	80	69	62	108	72	81	865	575	290	50
<b>Total</b>	<b>3,436</b>	<b>2,889</b>	<b>3,174</b>	<b>3,544</b>	<b>2,933</b>	<b>3,645</b>	<b>3,461</b>	<b>3,009</b>	<b>2,921</b>	<b>2,842</b>	<b>3,238</b>	<b>3,006</b>	<b>38,098</b>	<b>36,117</b>	<b>1,981</b>	<b>5</b>

\* Figures are provisional and subject to change.

<sup>1</sup> Please refer to section 7 for more detail regarding the offence groups.

## 6. Policing District

Figure 4: Number of motoring offences by Policing District: 1<sup>st</sup> May 2024 to 30<sup>th</sup> April 2026

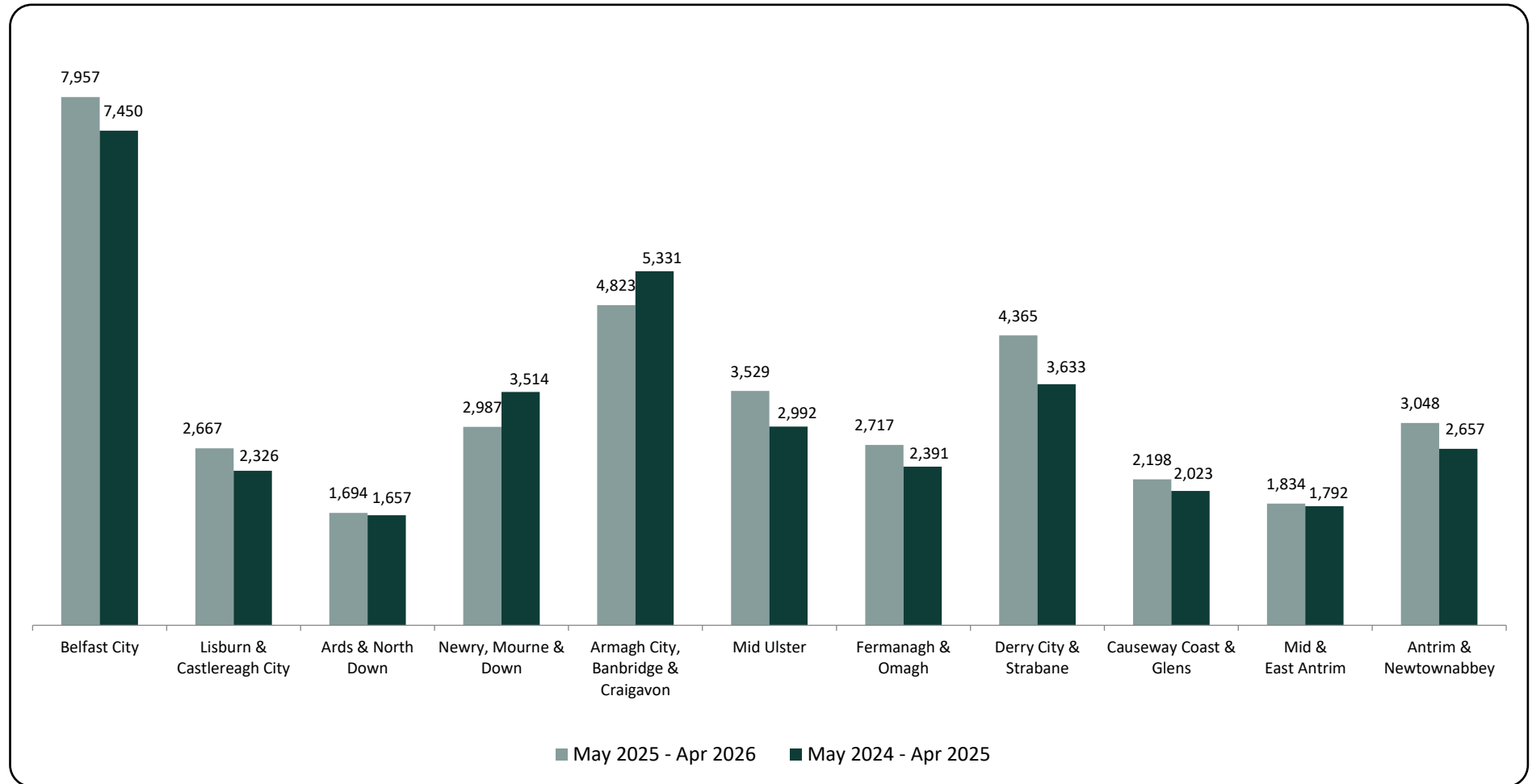
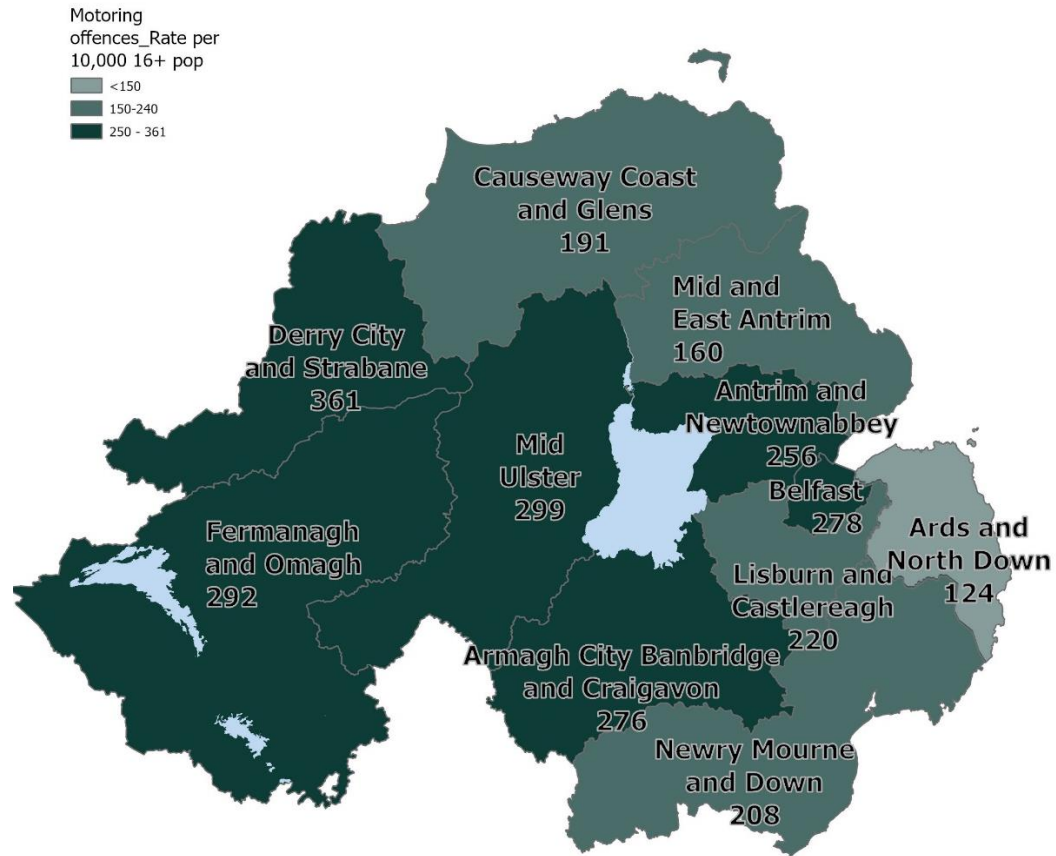


Figure 4 shows that 21% of motoring offences were detected in Belfast City District followed by a further 13% in Armagh City, Banbridge and Craigavon.

Figure 5: Rate of motoring offences per 10,000 population<sup>1</sup> aged 16+ by Policing District: 1<sup>st</sup> May 2025 – 30<sup>th</sup> April 2026



## 7. Further Information

A [User Guide](#) providing detailed information on the motoring offences statistics is available on the PSNI website.

[PSNI Official Statistics documentation](#) is available on the Official Statistics section of the PSNI website.

### Referred for prosecution

Police led prosecutions for motoring offences occur when the offence is of a serious nature and has no corresponding fixed penalty or where multiple offences have occurred or where the alleged offender wishes to have the matter(s) heard at court. Where an offending driver has already accumulated a number of penalty points, to the extent that a driving disqualification is now in scope, such cases must be heard at court and will consequently also be subject of a prosecution.

### Fixed penalty notices

Fixed penalties originated as an administrative way to deal with simple parking offences without referring such matters to the courts. Such was its success that it was identified as an efficient way to deal with minor road traffic offences and was expanded to encompass these matters in the mid-1980s. With the introduction of penalty points for traffic offences, the scheme was expanded to incorporate endorsable and non-endorsable offences.

Non-endorsable offences - meaning those which don't result in points on your licence incur a fine of £30. Fines for endorsable offences are £60 and three points. More serious offences such as driving without insurance can incur fines of up to £200 and six points. Other fixed penalty offences include No MOT (£60) or Vehicle Excise License (£60). Fine collection and revenue reporting are managed by the NI Courts Service.

The full list of offences and groups are published on the [motoring offences section](#) of the PSNI website.

### Speed awareness courses

Speed awareness courses were introduced in Northern Ireland in 2010. Drivers, depending on the speed at which they were detected, October be offered an opportunity to attend a speed awareness course as an alternative to penalty points. The course which is available at eight locations throughout Northern Ireland and delivered and managed (currently online due to COVID-19) by an appointed contractor must be attended within a period of 120 days from the date of detection. Certain restrictions apply to who can qualify for the speed awareness course option.

### Safer driver courses

Safer driver courses were introduced in Northern Ireland in May 2023 as an alternative disposal to the new fixed penalty notice for careless driving, subject to eligibility. This category also includes a motorbike course, National Rider Risk Awareness Course (NRRAC). See Careless Driving section below for more details.

### Offence groups

An offence group is made up of many individual offences. For the full list of offences and groups see the [motoring offences section](#) of the PSNI website.

### Careless driving

On Monday 15<sup>th</sup> May 2023, a fixed penalty notice was introduced in Northern Ireland for the offence of careless driving, which is committed when the driving falls below the standard expected of a competent and careful driver. Prior to this, there was no one single offence for careless driving in Northern Ireland. The penalty for the new offence is £100 and 3 penalty points. It currently cannot be issued in the case of a road traffic collision and is an available disposal for lower level offending including driving too close, unnecessarily staying in an overtaking lane or unnecessarily slow driving or braking.

The new careless driving offence is reported within the wider careless driving offence group which includes other offences such as overtaking on inside lane, driving on hard shoulder of motorway and reversing on motorway.

### Construction and use

Construction and use offence group includes defective tyre, defective exhaust, excess noise, incorrect form of registration and no number plate offences.

### L & R driver

L & R driver means learner and restricted driver offence group. Note the offence of L or R driver exceeding 45mph is included in the speeding group.

### Miscellaneous

Miscellaneous offence group includes taxi related offences, tachograph and driver hours offences.

### Non-driver

The non-driver offence group his includes all aiding and abetting, permitting and causing offences. It also includes non-motor vehicle and pedestrian offences.

### Speeding

This does not include driver's detected speeding through the NI Road Safety Partnership.

### Vehicle TADA / tampering

Vehicle TADA means Vehicle taking and driving away.

### Revisions

Figures for 2025 were finalised in March 2026. Figures from January 2026 onwards are currently provisional and subject to ongoing quality assurance and minor amendment, primarily due to the time taken to process all offences, particularly those referred for prosecution or completing a speed awareness course.

To demonstrate the scale of revisions, updated figures for January – March 2026 are provided in the table below:

	Last month publication	This month publication	Change	Percentage change
Endorsable Fixed Penalty	1,904	1,955	51	<b>2.7</b>
Non Endorsable Fixed Penalty	1,793	1,836	43	<b>2.4</b>
Referred for Prosecution	4,471	4,865	394	<b>8.8</b>
Speed Awareness Course	192	198	6	<b>3.1</b>
Safer driver course	135	147	12	<b>8.9</b>
<b>Total</b>	<b>8,495</b>	<b>9,001</b>	<b>506</b>	<b>6.0</b>