



**Police Service**  
of Northern Ireland



# Domestic Abuse Incidents and Crimes Recorded by the Police in Northern Ireland

## Update to 31<sup>st</sup> December 2024

**Date of Publication:**

27 February 2025

**Frequency of Publication:**

Quarterly

**Issued by:**

PSNI Statistics Branch  
Lisnasharragh  
42 Montgomery Road  
Belfast  
BT6 9LD

✉ [statistics@psni.police.uk](mailto:statistics@psni.police.uk)

☎ 028 9065 0222 Ext. 24135

Web [PSNI Statistics](#)

In the 12 months from 1<sup>st</sup> January 2024 to 31<sup>st</sup> December 2024:

- There were 30,509 domestic abuse incidents in Northern Ireland, a decrease of 2,551 (-7.7 per cent) on the previous 12 months.
- The number of domestic abuse crimes fell to 18,656, a decrease of 2,049 (-9.9 per cent) on the previous 12 months.
- There were 16 domestic abuse incidents and 10 domestic abuse crimes per 1,000 population.
- There were decreases across all major offence classifications, with the exception of sexual offences.
- The largest volume decrease in domestic abuse crimes was seen within violence against the person which fell by 1,589 (-9.8 per cent).
- Changing levels of domestic abuse crime should be considered alongside the introduction of new legislation and changes in requirements to the way crime is recorded. Further background is provided on pages 4 and 6 in this bulletin.
- All eleven policing districts showed a decrease in the number of domestic abuse incidents and the number of domestic abuse crimes.

## Contents

Contents.....	2
1. Things you need to know about this release .....	3
2. What is happening to levels of domestic abuse incidents and crimes over the longer term? .....	5
3. What has been happening to levels of domestic abuse incidents and crimes more recently? .....	6
4. What has been happening in policing districts? .....	10
5. Background and Data Quality.....	11

We welcome comment and feedback on these statistics. If you would like to forward your views, receive notification of new publications or be kept informed of developments relating to PSNI statistics, please email your contact details using the email address provided on the cover page.

# 1. Things you need to know about this release

## Coverage

This bulletin is an Official Statistics publication meaning it complies with the [Code of Practice for Statistics](#) as follows:

- Trustworthiness: the statistics are impartial, independent and released in an open and transparent manner in accordance with a pre-announced publication schedule
- Quality: the statistics are produced using robust and relevant data sources which undergo continuous quality improvement and assurance checks
- Value: the statistics strive to meet user needs informed by ongoing feedback, providing sufficient detail which is widely accessible.

Our statistical practice is regulated by the Office for Statistics Regulation (OSR). OSR sets the standards of trustworthiness, quality and value in the Code of Practice for Statistics that all producers of official statistics should adhere to. You are welcome to contact us directly with any comments about how we meet these standards by emailing [statistics@psni.police.uk](mailto:statistics@psni.police.uk). Alternatively, you can contact OSR by emailing [regulation@statistics.gov.uk](mailto:regulation@statistics.gov.uk) or via the [OSR website \(opens in a new window\)](#).

The Police Service of Northern Ireland (PSNI) publishes figures on the levels and trends in police recorded domestic abuse incidents and crimes. As these figures only relate to those domestic abuse incidents reported to the police, they only provide an indication of the true extent of domestic abuse. The statistics are collated and produced by statisticians seconded to the Police Service of Northern Ireland (PSNI) from the Northern Ireland Statistics and Research Agency (NISRA). Collation of this data started in 2004/05.

This release presents statistics relating to domestic abuse incidents and crimes recorded by the police to 31<sup>st</sup> December 2024. Figures were compiled on 21 February 2025. Changes can be expected to in-year figures each time they are published, as all records from 1st April 2024 are subject to ongoing validation and quality assurance processes until publication in May 2025.

All tables and charts in the bulletin, along with supplementary data, are available from the PSNI website in the [domestic abuse spreadsheet for December 2024 \(opens in a new window\)](#).

The next update covering the 12 months to 31 March 2025 will be published in May 2025. A full [publication schedule \(opens in a new window\)](#) is available on the PSNI website.

### Domestic Abuse Definition

The PSNI has adopted the definition of domestic violence and abuse as outlined in the 2016 Northern Ireland Government Strategy 'Stopping Domestic and Sexual Violence and Abuse in Northern Ireland' as:

'threatening, controlling, coercive behaviour, violence or abuse (psychological, virtual, physical, verbal, sexual, financial or emotional) inflicted on anyone (irrespective of age, ethnicity, religion, gender, gender identity, sexual orientation or any form of disability) by a current or former intimate partner or family member'.

The following will assist in the application of this definition:

- (a) **'Incident'** means an incident anywhere and not confined to the home of one of the partners/family members;
- (b) **'Family members'** include mother, father, son, daughter, brother, sister, grandparents, whether directly or indirectly related, in-laws or stepfamily.
- (c) **'Intimate partners'** means there must have been a relationship with a degree of continuity and stability. The relationship must also have had (or reasonably supposed to have had) a sexual aspect, such as in the relationship between husband and wife or between others generally recognised as a couple including same sex couples.

### What is a domestic abuse incident or domestic abuse crime as recorded by the police?

Police recorded crime data is a victim oriented approach to crime recording. A crime will be recorded as having a domestic abuse motivation where it meets the relevant definition provided above. Not all domestic abuse incidents will result in the recording of a crime, as what has occurred in the incident may not be of the level of severity that would result in a crime being recorded. Where crimes with a domestic abuse motivation are recorded, they are classified according to the Home Office Counting Rules and form a subset of the overall police recorded crime statistics.

Further details of the background and recording practice in relation to police recorded crime statistics are available in the [User Guide to Police Recorded Crime Statistics \(opens in a new window\)](#). An explanation of what constitutes an incident and a crime is provided in Section 3.1 of this guide, while reference to domestic abuse incidents and crimes is available in Section 6. These recording practices, methods of counting outcomes and allocation of crime types apply equally to crimes with a domestic abuse motivation.

### Points to note in this bulletin

**In-year figures are provisional:** changes can be expected to in-year figures each time they are published, as records from 1st April 2024 are subject to ongoing validation and quality assurance processes until publication in May 2025. Revisions to figures for previous financial years are applied on an annual basis in May.

**Incidents and Crimes:** Domestic abuse crimes recorded by the police are included in the domestic abuse incident count and therefore the two should not be added together.

**Offences where a police officer becomes a crime victim** whilst attending a domestic incident in the course of carrying out their duty are not included in the domestic abuse crime figures; however the incident that was attended by police will be recorded as domestic abuse incident.

### Stalking and Harassment (including malicious communications):

**1st April 2017:** recording of malicious communications started.

**1st April 2018:** the Home Office introduced a change requiring harassment to be recorded in addition to the most serious additional victim-based offence. The changes in recording practice introduced in April 2017 and April 2018, along with increasing awareness of the application of these rules in the recording process, contributed to increased levels recorded in the overall Stalking and Harassment classification, particularly since 2018/19.

**1st May 2023:** the Home Office introduced a further change in respect of these 'behavioural crimes' by reversing the requirement to record the most serious additional victim-based offence. This latest change has had the greatest impact on malicious communications offences, with fewer such offences required to be recorded.

In practice these changes meant that between 1st April 2018 and 30th April 2023 there was some 'double counting' of offences when an incident involved a conduct/behaviour offence (Harassment, stalking, coercive or controlling behaviour) and another offence, which would have led to an increase in the number of crimes recorded. From 1st May 2023, this practice was reversed, and the current approach is more similar to the period prior to 1st April 2018, where a conduct/behaviour offence will only be recorded when it is deemed to be the most serious offence.

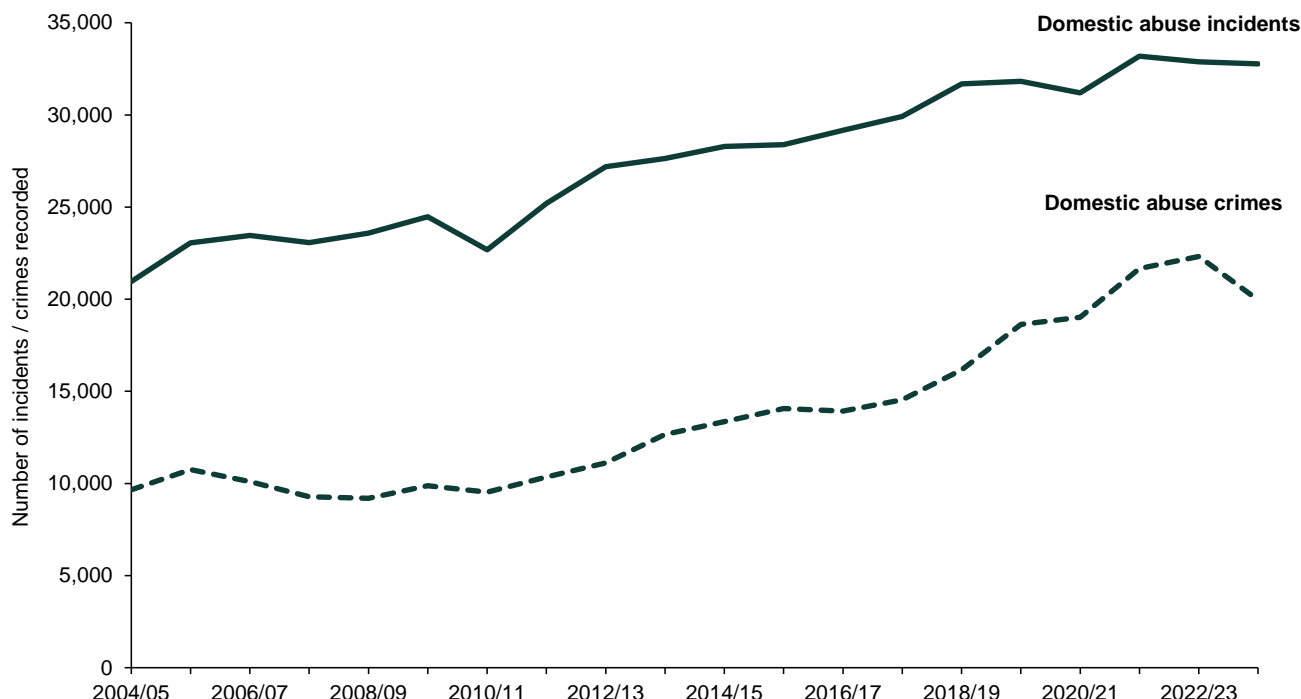
**Controlling or Coercive Behaviour:** The Domestic Abuse and Civil Proceedings Act (Northern Ireland) 2021 created a new Domestic Abuse Offence which criminalises a course of abusive behaviour (including coercive and controlling behaviour, psychological abuse, emotional abuse, financial abuse and economic abuse). Recording of this offence started on 21<sup>st</sup> February 2022, and is included within the Stalking and Harassment classification. Further information on the Domestic Abuse Offence is available on the [Department of Justice website \(opens in a new window\)](#), and in Table 5 of the [domestic abuse spreadsheet for December 2024 \(opens in a new window\)](#).

**Stalking:** The Protection from Stalking Act (Northern Ireland) 2022 created offences to provide protection from stalking and threatening or abusive behaviour. Recording of these offences started on 26th April 2022 and is included within the Stalking and Harassment classification.

## 2. What is happening to levels of domestic abuse incidents and crimes over the longer term?

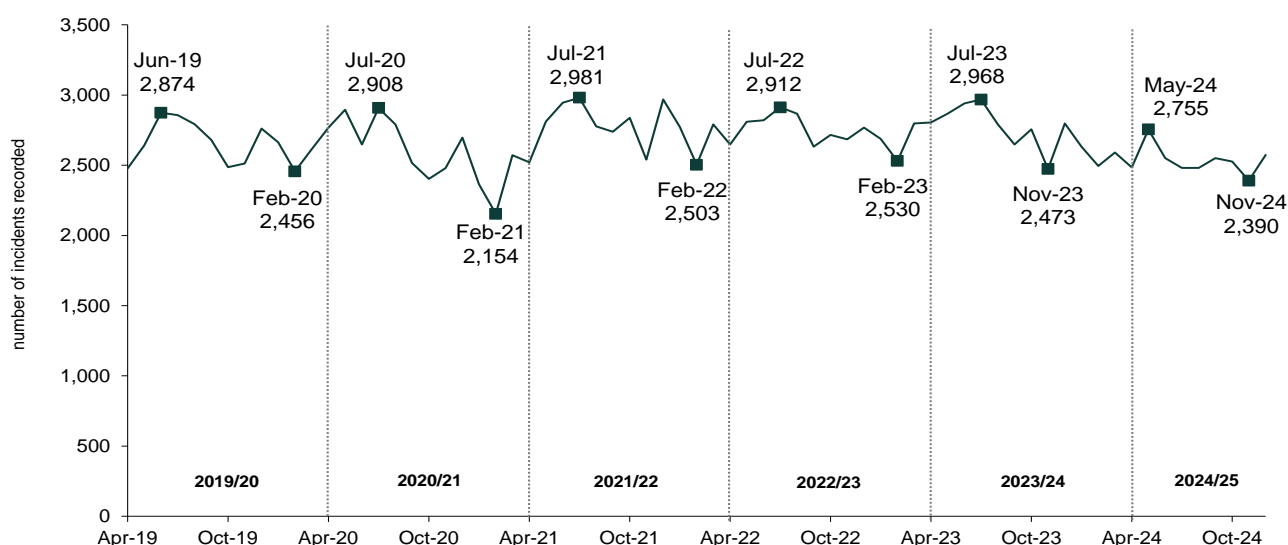
Since 2004/05 there has been a general increase in levels of domestic abuse incidents and crimes recorded by the police, with incident levels in 2023/24 one and a half times higher than those at the start of the series. While the number of domestic abuse crimes fell by 10.6% in 2023/24, crime levels remain twice as high as those as the start of the data series.

**Figure 1 Trends in domestic abuse incidents recorded by the police since 2004/05**



Domestic abuse incidents tend to be higher in the months leading up to the summer, during the summer and in December. Since 2019/20 the highest number of incidents have been seen in June and July. The 2,981 domestic abuse incidents recorded in July 2021 is the highest monthly figure since the start of the data series in 2004/05. Figure 2 shows the pattern of domestic abuse incidents over the last five financial years and the emerging pattern in the current financial year 2024/25.

**Figure 2 Police recorded domestic abuse incidents each month April 2019 to December 2024, showing highest and lowest levels in each financial**



More detailed statistics from 2004/05 are available through the publication [Trends in Domestic Abuse Incidents and Crimes Recorded by the Police in Northern Ireland 2004/05 to 2023/24 \(opens in a new window\)](#).

### 3. What has been happening to levels of domestic abuse incidents and crimes more recently?

In the 12 months from 1<sup>st</sup> January 2024 to 31<sup>st</sup> December 2024:

- There were 30,509 domestic abuse incidents recorded by the police in Northern Ireland, showing a decrease of 2,551 (-7.7 per cent) on the previous 12 months.
- The number of domestic abuse crimes recorded by the police fell to 18,656, a decrease of 2,049 (-9.9 per cent) on the previous 12 months.
- There were 16 domestic abuse incidents and 10 domestic abuse crimes per 1,000 population<sup>1</sup>, compared with 17 domestic abuse incidents and 11 domestic abuse crimes recorded during the previous 12 months.
- Levels fell across all major offence classifications, with the exception of sexual offences. [Table 1]
- The largest volume decrease in domestic abuse crimes was seen within Violence against the person which showed a fall of 1,589 (-9.8 per cent). Violence with injury fell by 421 (-8.4 per cent) and Violence without injury fell by 598 (-8.4 per cent). While Violence without injury showed the largest volume decrease, Stalking and harassment showed the largest percentage decrease of -13.7 per cent (-570 crimes). Changes in recording practice have had an impact on levels, particularly in respect of malicious communications offences, with fewer such offences required to be recorded. In the 12 months ending 31<sup>st</sup> December 2024 there were 365 Malicious Communications offences, compared with 701 in the previous 12 months. For more information on changes recording practice for these offences, please see the text box below and also the 'Points to Note' on page 4. [Table 1]
- Between January and December 2024, the number of domestic abuse incidents were lower in all twelve months when compared with the equivalent months in the previous 12 month period. Domestic abuse crimes were lower in all months except for September 2024 and November 2024 which were 18 and 117 higher than September 2023 and November 2023 respectively. [Figures 3 & 4]

**Domestic abuse homicide:** In the 12 months from 1<sup>st</sup> February 2024 to 31<sup>st</sup> January 2025 there were seven homicides with a domestic abuse motivation recorded by the police, compared with three homicides with a domestic abuse motivation recorded by the police in the previous 12 months<sup>2</sup>. Six of the victims were female and one was male, compared with two female and one male victim during the previous 12 months. Overall homicide figures are available in the [Police Recorded Crime Monthly Update to 31<sup>st</sup> January 2025 \(opens in a new window\)](#).

#### Changes in recording practice

Since April 2017 changes in Home Office recording practice have affected what is required to be recorded by police, primarily in respect of crimes classified to Violence Against the Person. The biggest changes have been made to the approach to conduct/behaviour crimes (such as stalking and harassment).

- In Northern Ireland the recording of malicious communications started in April 2017.
- Between 1<sup>st</sup> April 2018 and 30<sup>th</sup> April 2023, conduct/behaviour crimes were recorded in addition to the offence that was deemed to be most serious. In practice this meant that for some incidents which previously would have resulted in one offence being recorded, the requirement was for two offences to be recorded.
- From 1<sup>st</sup> May 2023 this requirement to 'double count' has been reversed. Where a conduct/behaviour crime is deemed to be the most serious offence, this will now be the only crime recorded. The approach from this date is therefore more similar to what was in place prior to 1<sup>st</sup> April 2018.
- The table below shows a breakdown of the classifications within Stalking and harassment, demonstrating the changing levels over the period 2017/18 to 2023/24. 8R Malicious Communications shows the most notable changes in levels recorded across this time period.

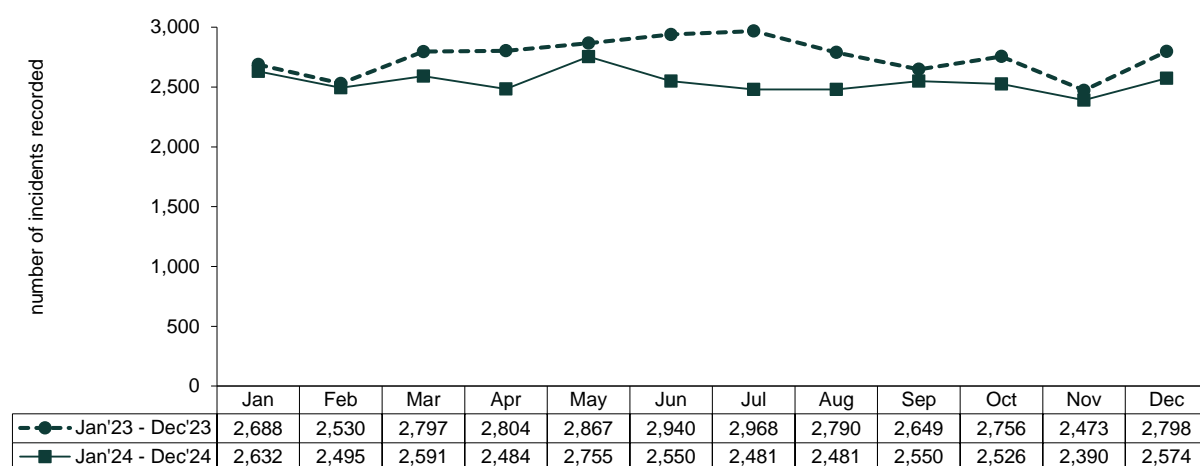
	2017/18	2018/19	2019/20	2020/21	2021/22	2022/23	2023/24
8L Harassment	875	1,137	1,874	1,905	2,668	2,819	2,505
8Q Stalking	-	-	-	-	-	113	124
8R Malicious Communications	177	532	1,722	2,018	1,951	1,342	482
8U Controlling or Coercive Behaviour	-	-	-	-	97	916	744
Stalking and Harassment Total	1,052	1,669	3,596	3,923	4,716	5,190	3,855

For further information on recording practice and legislative changes, please see 'Points to Note' on page 4.

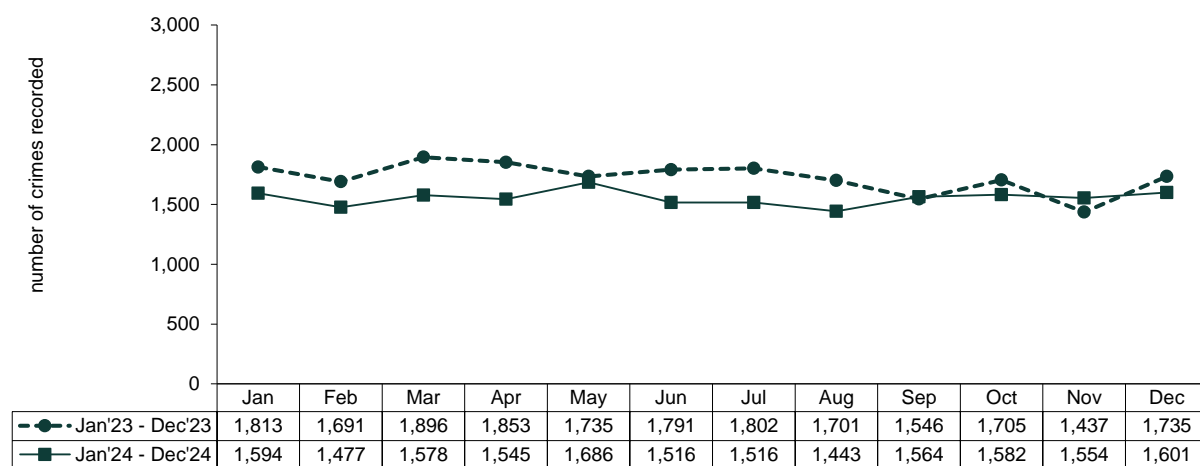
<sup>1</sup> Crime per 1,000 population based on mid-year population estimate of 1,920,382 for 2023, the latest mid-year estimate available at time of compilation. Mid-year population estimates are available from the [NISRA website \(opens in a new window\)](#).

<sup>2</sup> Homicide consists of the offences of murder, manslaughter, infanticide and corporate manslaughter.

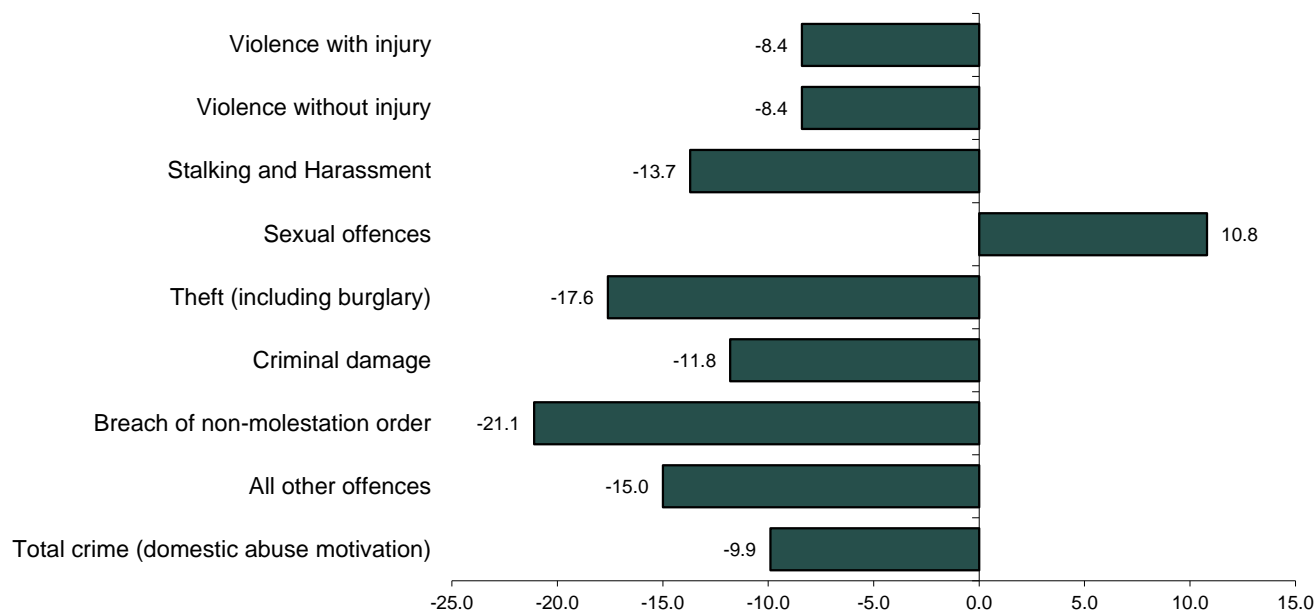
**Figure 3 Domestic Abuse incidents recorded by the police January 2023 to December 2024**



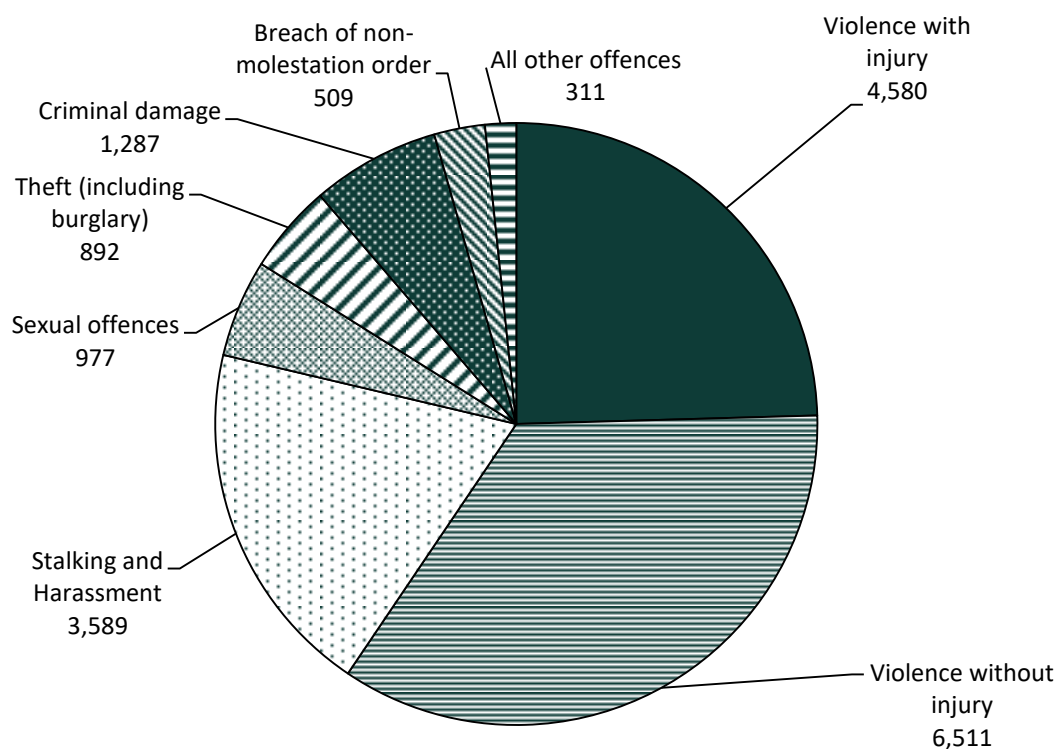
**Figure 4 Domestic Abuse crimes recorded by the police January 2023 to December 2024**



**Figure 5** Percentage change in the main crime types for police recorded domestic abuse crime, 12 months to December 2024 compared with the previous 12 months



**Figure 6** Police recorded domestic abuse crime by crime type, January 2024 to December 2024





**Table 1 Domestic incidents and crimes recorded by the police**

	Jan'23 to Dec'23	Jan'24 to Dec'24	Change	% Change
<b>Incidents</b>	<b>33,060</b>	<b>30,509</b>	<b>-2,551</b>	<b>-7.7</b>
Violence Against the Person Offences	16,269	14,680	-1,589	-9.8
<i>Violence with injury (including homicide and death or serious injury by unlawful driving)</i>	<i>5,001</i>	<i>4,580</i>	<i>-421</i>	<i>-8.4</i>
<i>Violence without injury</i>	<i>7,109</i>	<i>6,511</i>	<i>-598</i>	<i>-8.4</i>
<i>Stalking and Harassment<sup>1</sup></i>	<i>4,159</i>	<i>3,589</i>	<i>-570</i>	<i>-13.7</i>
Sexual offences	882	977	95	10.8
Theft (including burglary)	1,083	892	-191	-17.6
Criminal damage	1,460	1,287	-173	-11.8
Breach of non-molestation order	645	509	-136	-21.1
All other offences	366	311	-55	-15.0
<b>Total crimes (domestic abuse motivation)</b>	<b>20,705</b>	<b>18,656</b>	<b>-2,049</b>	<b>-9.9</b>

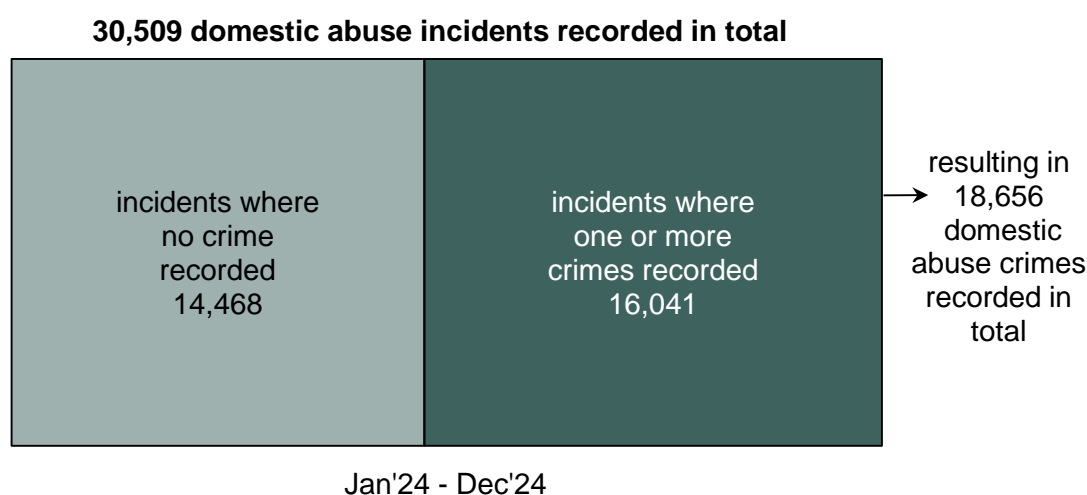
<sup>1</sup> The Domestic Abuse and Civil Proceedings Act (Northern Ireland) 2021 created a new Domestic Abuse offence which criminalises a course of abusive behaviour. The Protection from Stalking Act (Northern Ireland) 2022 created offences to provide protection from stalking and threatening or abusive behaviour. These offences are classified to Stalking and Harassment. For more information please see Points to Note on page 4 and Table 3 in the [domestic abuse spreadsheet for March 2024 \(opens in a new window\)](#). Changes to recording practice for offences within Stalking and Harassment are included in the Points to Note section and in the 'Changes in recording practice' text box on page 6. These changes have had the greatest impact on malicious communications offences, with fewer such offences required to be recorded. In the 12 months ending 31<sup>st</sup> December 2024 there were 365 Malicious Communications offences, compared with 701 in the previous 12 months.

## What is the difference between a domestic abuse incident and crime recorded by the police?

Not all domestic abuse incidents will result in the recording of a crime, as what has occurred in the incident may not be of the level of severity that would result in a domestic abuse crime being recorded. Some domestic abuse incidents will result in multiple crimes being recorded. Domestic abuse crimes are included in the incident count and the two should not be added together.

Figure 7 shows how domestic abuse incidents are broken down into those with and without crimes.

In the twelve months to 31<sup>st</sup> December 2024 there were 30,509 incidents recorded by the police where there was a domestic abuse motivation. Of these, there were 14,468 incidents which did not involve a crime (i.e. incidents where the circumstances did not amount to an offence being committed). The remaining 16,041 incidents involved one or more crimes (amounting to 18,656 domestic abuse crimes in total). Just under half of recorded incidents in this time period did not result in a crime being recorded.

**Figure 7 Domestic Abuse incidents and crimes**

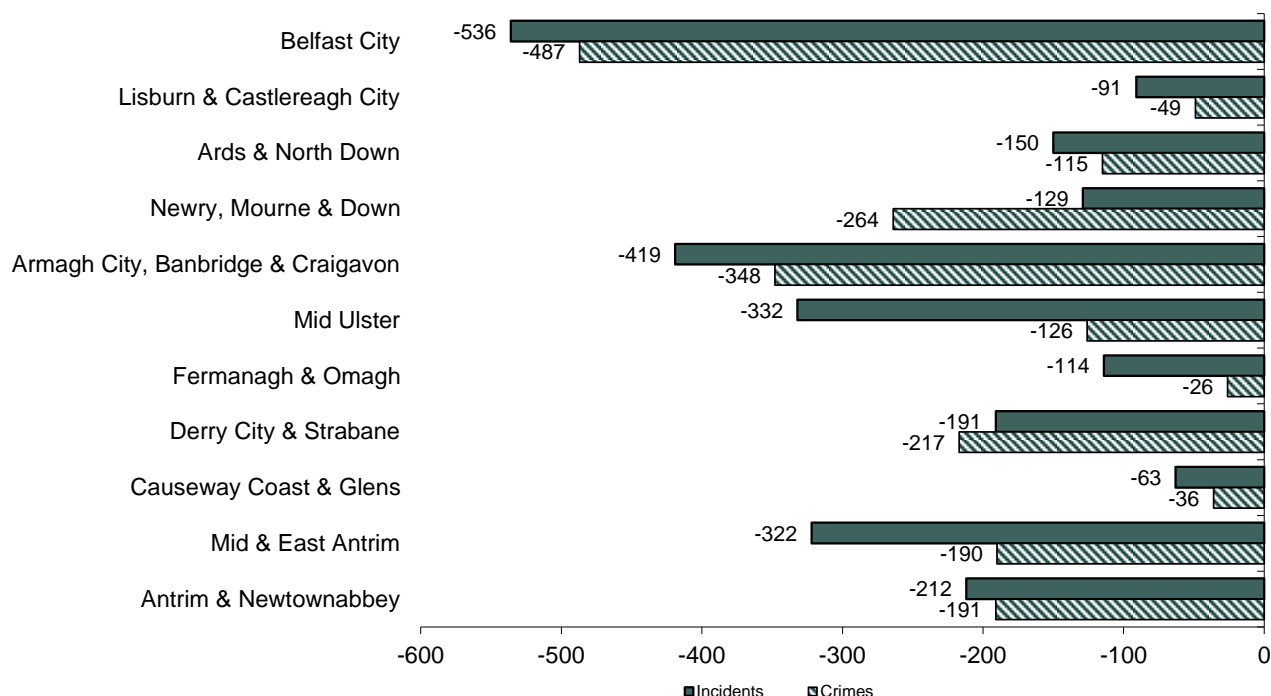
## 4. What has been happening in policing districts?

When comparing the current and previous 12 months, all eleven policing districts showed a decrease in both the number of domestic abuse incidents and the number of domestic abuse crimes. Belfast City policing district, which accounts for more than a quarter of all domestic abuse incidents and crimes recorded in Northern Ireland, showed a 6.2% decrease in the number of incidents and a 8.6% decrease in the number of crimes.

**Table 2 Domestic abuse incidents and crimes recorded by the police, by policing district**

Policing district	Incidents Jan'23 to Dec'23	Incidents Jan'24 to Dec'24	Incidents change	Crimes Jan'23 to Dec'23	Crimes Jan'24 to Dec'24	Crimes change
Belfast City	8,598	8,062	-536	5,635	5,148	-487
Lisburn & Castlereagh City	1,888	1,797	-91	1,074	1,025	-49
Ards & North Down	2,272	2,122	-150	1,372	1,257	-115
Newry, Mourne & Down	2,723	2,594	-129	1,802	1,538	-264
Armagh City, Banbridge & Craigavon	3,686	3,267	-419	2,310	1,962	-348
Mid Ulster	2,162	1,830	-332	1,167	1,041	-126
Fermanagh & Omagh	1,700	1,586	-114	821	795	-26
Derry City & Strabane	3,198	3,007	-191	2,189	1,972	-217
Causeway Coast & Glens	2,170	2,107	-63	1,266	1,230	-36
Mid & East Antrim	2,300	1,978	-322	1,528	1,338	-190
Antrim & Newtownabbey	2,363	2,151	-212	1,541	1,350	-191
No district assigned	0	8	8	0	0	0
<b>Northern Ireland</b>	<b>33,060</b>	<b>30,509</b>	<b>-2,551</b>	<b>20,705</b>	<b>18,656</b>	<b>-2,049</b>

**Figure 8 Change in police recorded domestic abuse incidents and crimes by policing district, 12 months to December 2024 compared with the previous 12 months**



## 5. Background and Data Quality

### Data collection and data accuracy

Data The identification of a domestic abuse motivation is derived from a motivation 'tick box' on the system used by PSNI to record crime. The motivation is identified and completed by a police officer or member of police staff for each such reported incident or crime. The correct application of a domestic abuse motivation for all such incidents/crimes is not quality assured by the PSNI's Statistics Branch, but audits and data quality checks are routinely conducted in an attempt to ensure that any under or over-recording is corrected. Domestic abuse crimes are included within the police recorded crime statistics for Northern Ireland and these crimes are recorded in compliance with the Home Office Counting Rules. A comprehensive validation and quality assurance process has been set in place to ensure that the numbers and types of crimes being recorded meet the standards set down in these rules. Details of the data quality checks and processes that PSNI has in place are available in section 4 of the [User Guide to Police Recorded Crime Statistics in Northern Ireland \(opens in a new window\)](#).

**Annual Revisions:** Revisions to previously published data are applied on an annual basis to financial year domestic abuse crime figures from 2015/16 onwards, as a result of the introduction of the wider outcomes framework in April 2015. These revisions take account of crime cancellations and sanction outcomes identified since the previous annual publication. Revisions of this nature will next be applied in May 2025. Further guidance on crime cancellation can be found in the [Home Office Counting Rules for Recorded Crime \(opens in a new window\)](#).

### How the data is used

Domestic abuse statistics have been collated by PSNI in their current format since 2004/05. They are used widely within PSNI as management information and to monitor performance on domestic abuse related targets against the Policing Plan. The figures are also used by government departments and other voluntary and statutory agencies to inform debate and policy development regarding domestic abuse in Northern Ireland. Furthermore it is widely accepted that there is under-reporting of domestic abuse incidents to the police.

### Additional data available to accompany this release

This release provides an overview of domestic abuse incidents and crimes recorded by the police in the 12 months to December 2024. Additional Tables are available on the PSNI website to supplement the information contained in this bulletin. The data is available in both [excel spreadsheet and open document spreadsheet formats on the PSNI website \(opens in a new window\)](#).

### Web links to other information you may be interested in

Further details on Police Recorded Crime statistics, including those with a domestic abuse motivation, are available in the [User Guide to Police Recorded Crime Statistics in Northern Ireland \(opens in a new window\)](#). This is a reference guide with explanatory notes regarding the issues and classifications, which are key to the production and presentation of police recorded crime statistics.

[Domestic Abuse Annual Trends in Northern Ireland \(opens in a new window\)](#): Annual figures on domestic abuse incidents and crimes recorded by the police from 2004/05 to 2023/24.

[Police Recorded Crime Statistics \(opens in a new window\)](#): The latest publications, along with those that have been archived.

[Crime Outcomes \(opens in a new window\)](#): The latest publication presenting the wider outcomes framework within PSNI and summarising the outcomes that have been assigned to crimes recorded by the police between 2015/16 and 2023/24 was published on 29 November 2024. The publication includes a section on outcomes relating to domestic abuse crimes.

[Northern Ireland Safe Community Survey \(opens in a new window\)](#), with survey results available on the Department of Justice website

Figures are available for a range of additional geographic areas through the [NISRA Data Portal \(opens in a new window\)](#). These figures are updated on an annual basis.

[Domestic Abuse in England & Wales \(opens in a new window\)](#): Publications are available for information on domestic abuse in England & Wales. There are some key differences in how the definition of domestic abuse is applied within England & Wales compared with Northern Ireland that should be considered. Further details are provided in Section 7 of the Annual Trends bulletin (see link above).

Copies of other PSNI publications are available from the [PSNI website \(opens in a new window\)](#).