

Police Service of Northern Ireland

Police Issued Fixed Penalty Notice Statistics for Traffic Offences in Northern Ireland

Annual Report

Covering the reporting period
1st January 2012 – 31st December 2012

Published 9th May 2013

Contact: Fixed Penalty Statistician, Statistics Branch, Operational Support Department

Lisnasharragh, 42 Montgomery Road, Belfast, Northern Ireland, BT6 9LD

Web: www.psni.police.uk

Tel: 0845 600 8000 Ext: 24135 Fax: 028 9092 2998 Email: statistics@psni.police.uk

Police Issued Fixed Penalty Notice Statistics for Traffic Offences in Northern Ireland: Annual Report

Published 9th May 2013

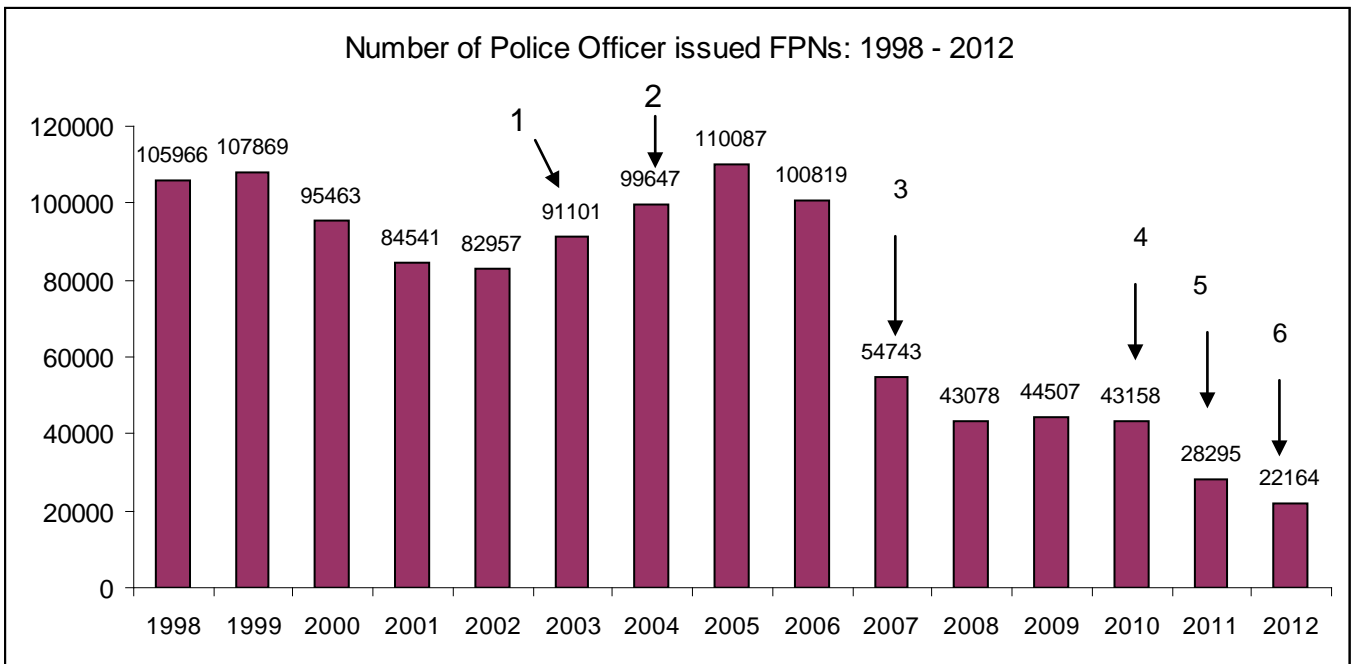
This report presents the fixed penalty notice statistics issued by the police for the period 1st January 2012 to the 31st December 2012. Further information on context and background is provided in the Notes section of this report and in the [FPN User Guide](#) on the [PSNI website](#). A further breakdown of the information provided in this report can be found in the [Accompanying spreadsheet](#) which is also published on the PSNI website.

Key Results 2012

- In 2012, there were 22,164 Fixed Penalty Notices (FPNs) issued by the Police in Northern Ireland, compared with 28,295 issued in 2011, a decrease of 6,131 (22%).
- South Belfast Police Area issued 2,881 FPNs accounting for 13% of all FPNs, whereas Moyle Police Area issued the least number of FPNs (65). South Belfast Police Area incorporates Belfast City Centre with large volumes of traffic which would account for the larger number of FPNs issued in that area.
- Just over one quarter (27%) of all FPNs were issued for speeding offences (5,885). This figure excludes those drivers caught speeding by police officers and who were offered the option of attending the Speed Awareness Course (1,951¹) and it also excludes those caught by the Northern Ireland Road Safety Partnership, which is managed and reported independently of the PSNI.
- One quarter of all FPNs issued was for the offence of using a hand held mobile phone (5,454). This is similar to the proportion issued for the same offence in 2011. Craigavon Police Area accounted for 13% of all the issued FPNs issued for this offence.
- Over the last 15 years the number of FPNs issued by the police has decreased by 79%. This is largely due to the decriminalisation of the majority of parking and waiting offences in late 2006 and also the introduction of the Speed Awareness Course and Discretionary Disposals as disposal options available to police officers in more recent years.

¹ 1,951 drivers detected for speeding offences by police officers completed a Speed Awareness Course in 2012. This figure is provisional and subject to change

Trend Information



1. Legislation changed to enforce seatbelt offences with FPNs in place of advice and warning
2. Introduction of 'Using hand held mobile phone' offence in March 2004
3. Majority of parking offences no longer enforced by PSNI from 29th Oct 2006
4. Speed awareness course introduced in June 2010 as a method of disposal instead of receiving a FPN for speeding offences
5. Discretionary Disposals introduced during 2011 as an alternative method of disposal for dealing with traffic offences
6. Increased familiarity and application of the Discretionary Disposal option has impacted upon the number of traffic offences being dealt with as Fixed Penalty Notices

The number of FPNs issued has decreased from 105,966 in 1998 to 22,164 in 2012 (a decrease of 79%). A large proportion of the decrease is due to the introduction of the Traffic Management (NI) Order 2005 which came into effect on 30th October 2006. This legislation decriminalised the vast majority of parking and waiting offences in Northern Ireland. Responsibility for enforcement of parking/waiting restrictions is now the responsibility of Traffic Attendants employed by National Car Parks Limited on behalf of DRD Road Services.

In addition the introduction of discretionary disposals in 2011 as an alternative disposal for police officers dealing with traffic offences has had a significant impact on the number of police issued FPNs in recent years.

Number of issued FPNs by offence type and month: 2012

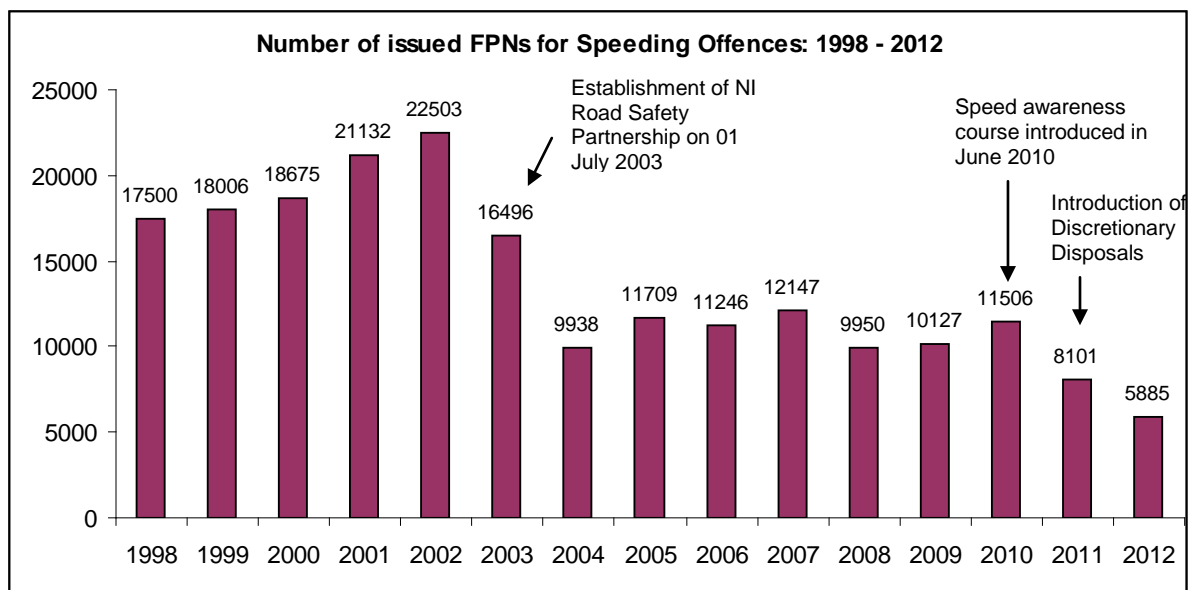
2012	Jan	Feb	Mar	Apr	May	Jun	July	Aug	Sep	Oct	Nov	Dec	Total
Speeding Offences*	433	437	632	633	677	468	473	442	434	567	478	211	5885
Breach of Signs & Signals	68	178	204	138	154	103	119	55	132	218	140	156	1665
Construction & Use	190	175	197	194	159	146	115	122	134	200	111	90	1833
Lighting Offences	146	114	100	73	56	51	59	61	54	72	53	70	909
Tacograph Offences	10	23	18	16	11	4	6	2	8	4	8	2	112
Pedestrian Offences	12	3	7	6	6	7	5	6	7	7	4	6	76
Pedal cyclist Offences	0	0	2	0	1	2	2	0	1	2	0	0	10
Seatbelt Offences	136	100	186	157	189	113	121	125	109	132	88	46	1502
Miscellaneous Offences	222	190	214	223	219	178	143	132	178	210	190	141	2240
Parking Offences	81	119	114	85	126	84	39	31	121	121	123	60	1104
Careless / Inconsiderate Driving	131	123	131	113	108	98	113	109	105	119	85	96	1331
Dangerous Driving	5	6	3	4	6	5	2	4	3	3	2	0	43
Using Hand Held Mobile Phone	451	498	574	600	541	391	468	417	434	477	346	257	5454
Total	1885	1966	2382	2242	2253	1650	1665	1506	1720	2132	1628	1135	22164

*A further 1,951 drivers detected for speeding offences by police officers completed a Speed Awareness Course instead of receiving a FPN. Please note this does not include any figures for drivers detected for speeding offences through the Northern Ireland Road Safety Partnership.

Speeding Offences

The number of FPNs issued for speeding offences has decreased from 17,500 in 1998 to 5,885 in 2012 (a decrease of 66%). A large proportion of this decrease can be explained by the establishment of the NI Road Safety Partnership which was introduced on 1st July 2003 and then the introduction of the option of attendance at a speed awareness course in June 2010.

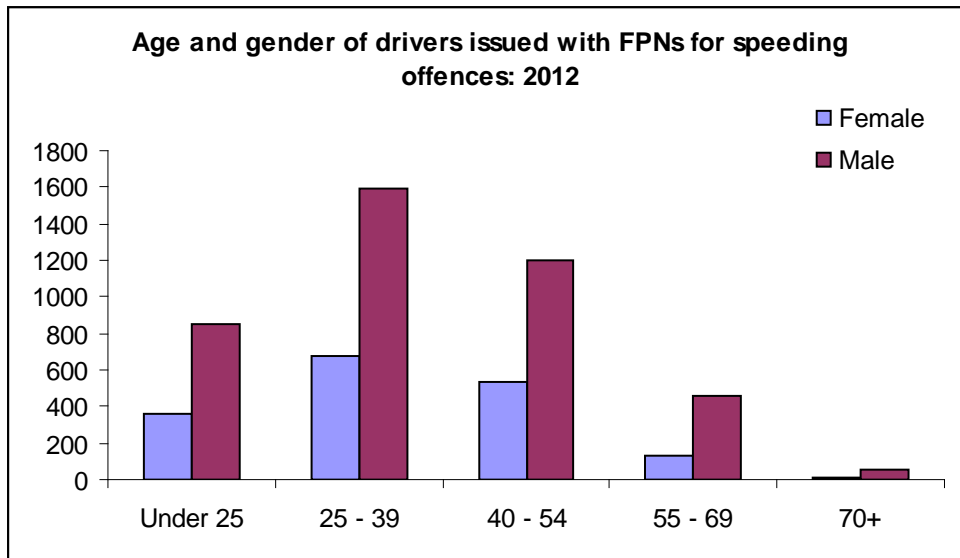
More than one in four (27%) of all issued FPNs in 2012 were issued for speeding offences. Almost one third (32%) were issued at the weekend (Saturday or Sunday) while one quarter of all speeding FPNs were issued between 9am and midday. Males accounted for 71% of all drivers issued with a FPN for speeding offences. Fermanagh police area issued the most FPNs for speeding offences (712, 12%), followed by Craigavon (659, 11%) and then Antrim (506, 9%). Carrickfergus police area issued the least number of FPNs for speeding offences.



Number of issued FPNs for speeding offences by time of day and day of week: 2012

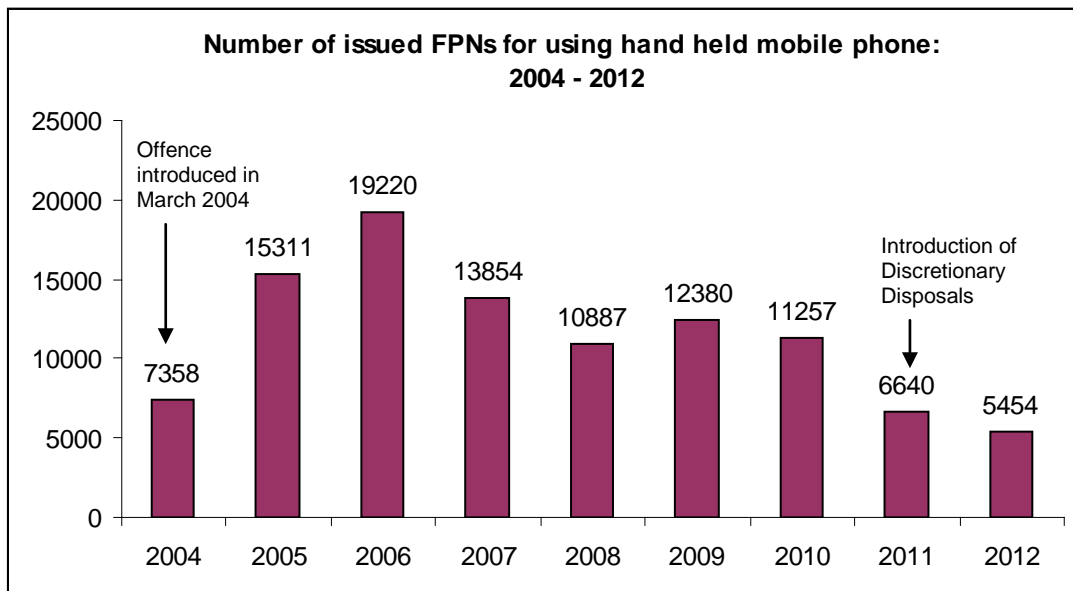
	0000-0259	0300-0559	0600-0859	0900-1159	1200-1459	1500-1759	1800-2059	2100-2359	Total
Sunday	106	6	32	192	123	180	130	126	895
Monday	45	9	40	200	140	163	108	78	783
Tuesday	14	5	63	181	133	131	135	115	777
Wednesday	19	12	47	220	152	165	130	98	843
Thursday	20	9	58	203	171	143	117	93	814
Friday	21	6	66	208	147	92	106	133	779
Saturday	72	4	29	253	161	138	160	177	994
Total	297	51	335	1457	1027	1012	886	820	5885

NOT PROTECTIVELY MARKED



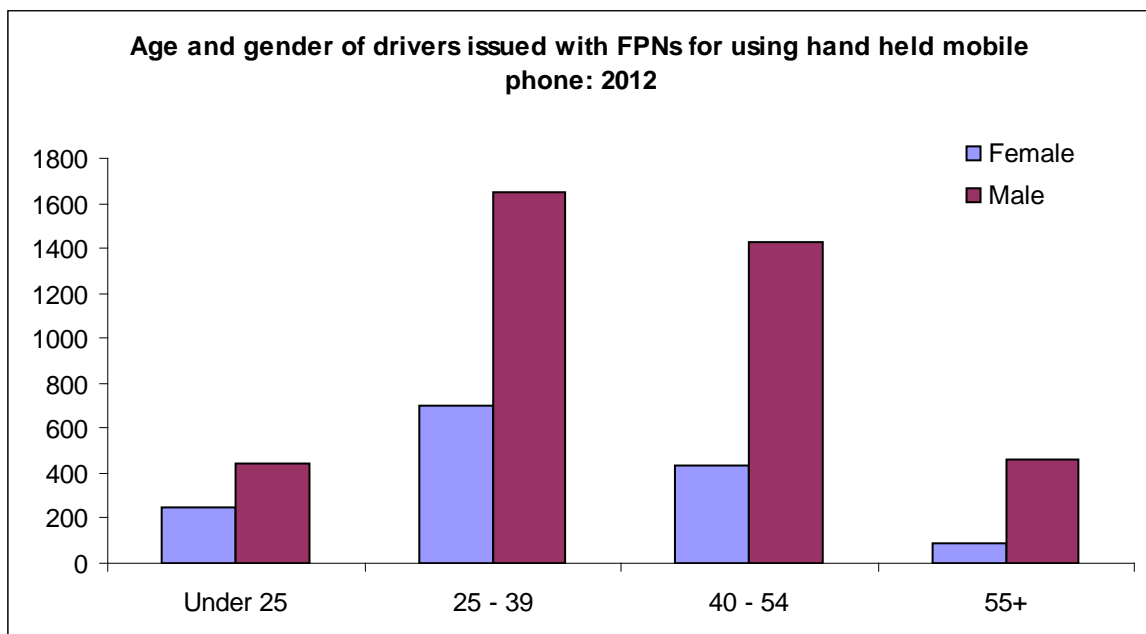
Using hand held mobile phone

The number of FPNs issued for using hand held mobile phone has decreased from 7,358 in 2004 to 5,454 in 2012 (a decrease of 26%). The offence of using hand held mobile phone accounted for one quarter of all FPNs in 2012. Almost one in five of FPNs for this offence (18%) were issued on a Wednesday, while 31% were issued between 9am and midday. Craigavon police area issued the most FPNs for the offence of using a hand held mobile phone (706, 13%), followed by Foyle (402, 7%) and then Lisburn (360, 7%).



Number of issued FPNs for using hand held mobile phone by time of day and day of week: 2012

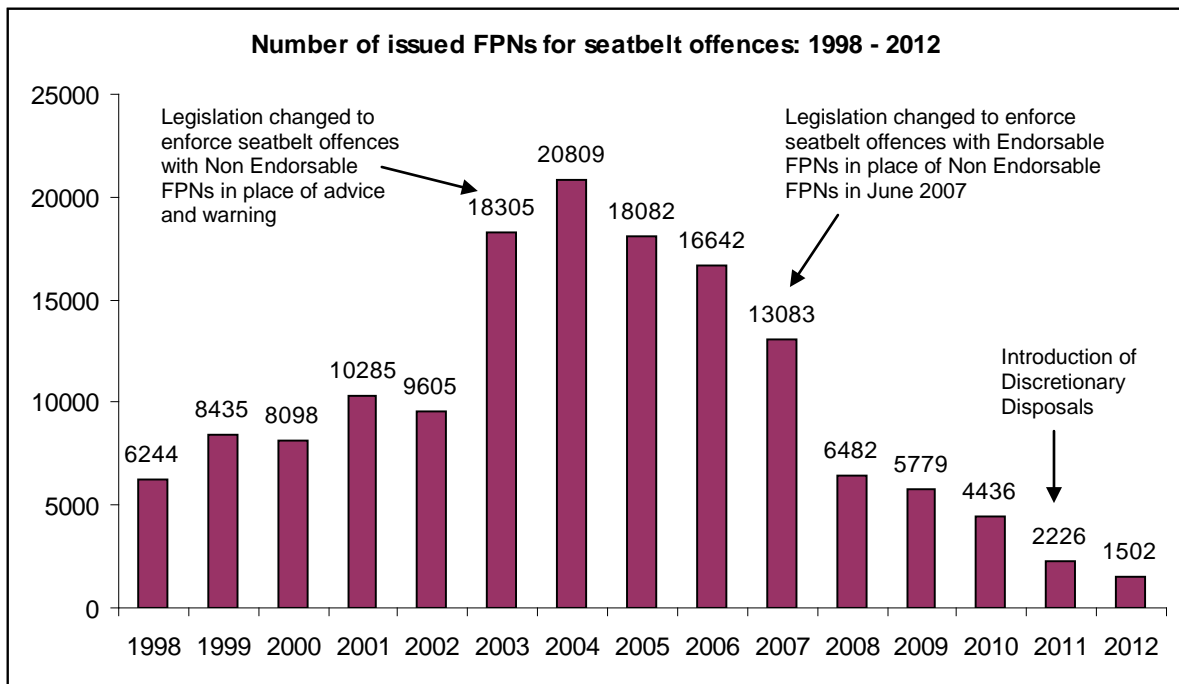
	0000-0259	0300-0559	0600-0859	0900-1159	1200-1459	1500-1759	1800-2059	2100-2359	Total
Sunday	8	2	3	61	62	68	45	21	270
Monday	7	1	31	270	233	227	64	18	851
Tuesday	4	0	24	273	256	264	80	21	922
Wednesday	4	2	33	314	261	293	82	19	1008
Thursday	4	2	35	312	237	263	75	24	952
Friday	6	0	32	266	235	220	104	21	884
Saturday	9	2	12	186	137	121	77	23	567
Total	42	9	170	1682	1421	1456	527	147	5454



Seatbelt Offences

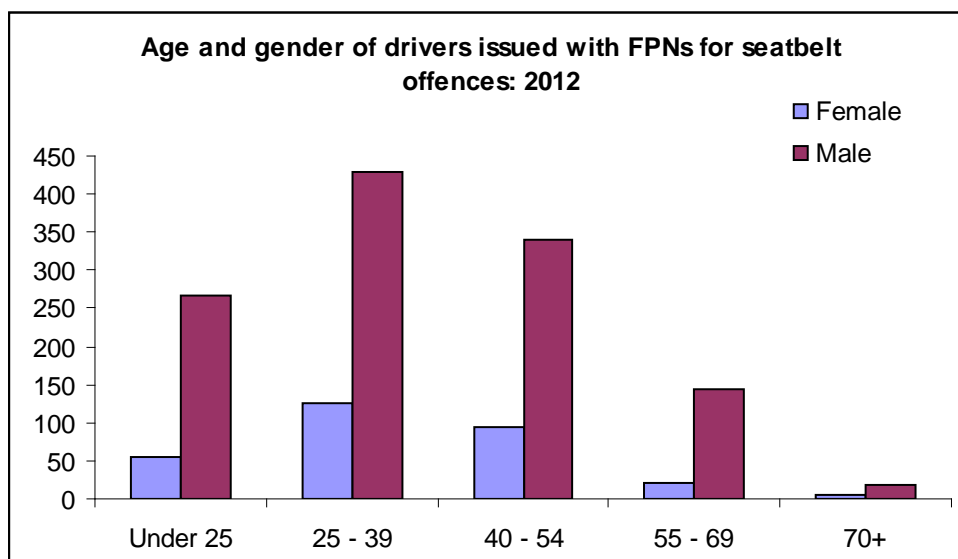
The number of FPNs issued for seatbelt offences has decreased from 6,244 in 1998 to 1,502 in 2012 with a high of 20,809 being issued in 2004. A large proportion of the increase from 2002 to 2003 can be explained by a change in legislation coming in at that time which changed the type of enforcement for seatbelt offences from advice and warning to the issuing of a fixed penalty notice.

FPNs issued for seatbelt offences account for 7% of all issued FPNs in 2012. Almost one in five (19%) were issued on a Wednesday, while one third was issued between 9am and midday. The month of May saw the highest number of FPNs issued for seatbelt offences. One in six FPNs issued for seatbelt offences were issued in the Craigavon police area. Males accounted for four fifths of FPNs issued for this offence and also persons aged 25 – 39 years of age accounted for over a third (37%) of FPNs for seatbelt offences.



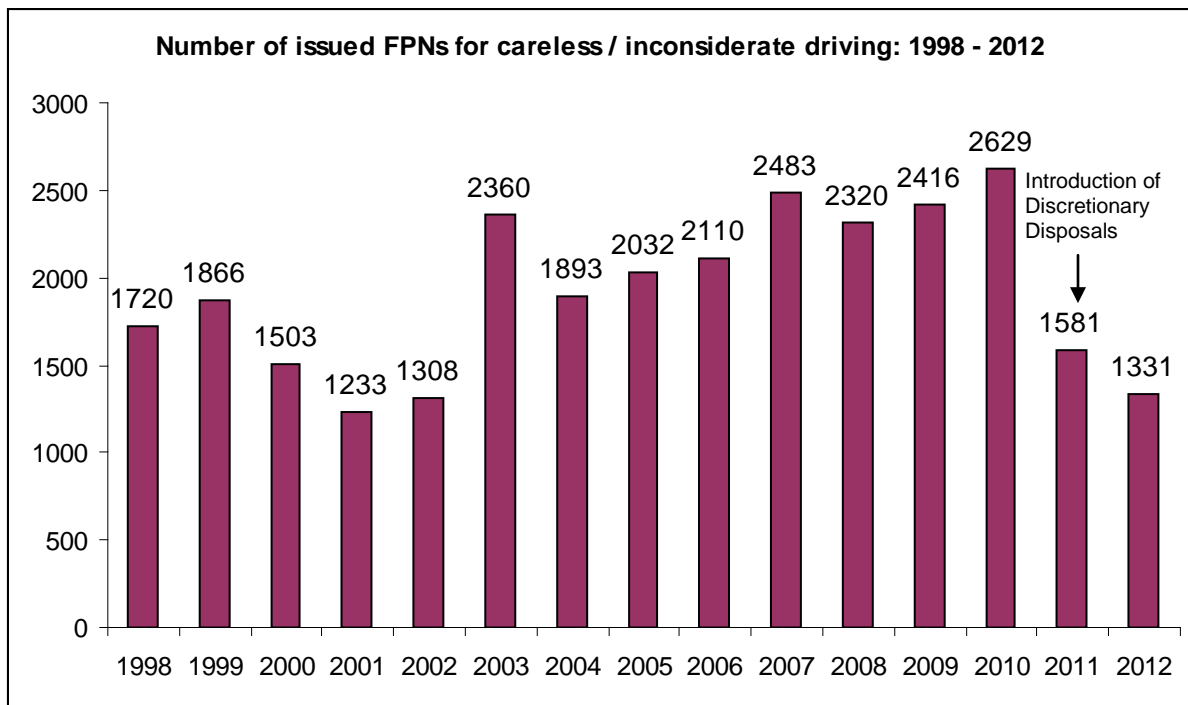
Number of issued FPNs for seatbelt offences by time of day and day of week:
2012

	0000-0259	0300-0559	0600-0859	0900-1159	1200-1459	1500-1759	1800-2059	2100-2359	Total
Sunday	18	3	1	37	32	29	21	17	158
Monday	5	0	14	63	54	33	23	4	196
Tuesday	5	1	8	102	47	56	22	11	252
Wednesday	7	1	25	95	67	60	24	3	282
Thursday	5	1	19	56	57	50	18	10	216
Friday	11	0	13	67	40	25	20	16	192
Saturday	11	1	3	70	50	36	22	13	206
Total	62	7	83	490	347	289	150	74	1502



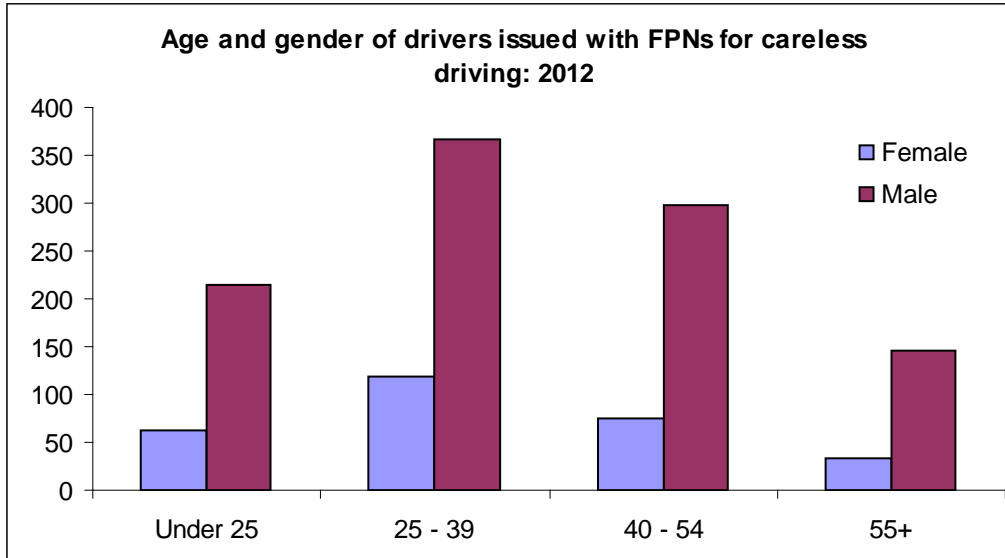
Careless Driving

The number of FPNs issued for careless driving has decreased from 1,720 in 1998 to 1,331 in 2012 (a decrease of 23%). Issued FPNs for careless driving accounted for 6% of all FPNs issued in 2012. Over one fifth (22%) were issued between 9am and midday while 17% were issued on a Friday. Fifteen percent were issued in the Craigavon police area. Males accounted for over three quarters (77%) of careless driving FPNs issued and 25 – 39 year olds accounted for over a third (36%) of FPNs issued for this offence.



Number of issued FPNs for careless driving by time of day and day of week: 2012

	0000-0259	0300-0559	0600-0859	0900-1159	1200-1459	1500-1759	1800-2059	2100-2359	Total
Sunday	27	5	3	14	34	31	30	25	169
Monday	6	1	15	32	33	34	23	17	161
Tuesday	5	2	22	57	34	37	21	11	189
Wednesday	10	1	20	44	45	59	26	13	218
Thursday	7	4	21	52	36	38	22	15	195
Friday	5	2	30	60	34	34	37	29	231
Saturday	23	2	7	33	26	33	25	19	168
Total	83	17	118	292	242	266	184	129	1331



Fixed Penalty Notice Types

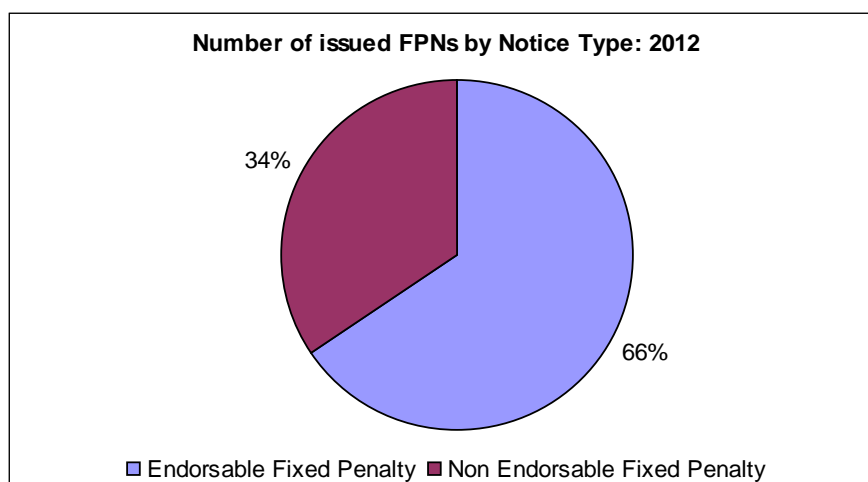
FPNs originated as an administrative way to deal with simple parking offences without referring such matters to the courts. The scheme was then expanded to cover minor road traffic offences in the mid 1980s and was again further expanded to incorporate Endorsable and Non Endorsable offences with the introduction of penalty points in October 1997.

Non Endorsable offences are those which don't result in penalty points on your licence and which incur a fine of £30. The standard fine for Endorsable offences is £60 along with three penalty points. More serious offences such as driving without insurance can incur fines of up to £200 and six points. Fine collection and revenue reporting are managed by NI Court Service.

Two thirds of those FPNs issued in 2012 were Endorsable fixed penalty offences (14,545) with one third Non Endorsable (7,619).

Number of issued FPNs by notice type and month: 2011 and 2012

	2011			2012			Change	
	Endorsable Fixed Penalty	Non Endorsable Fixed Penalty	Total	Endorsable Fixed Penalty	Non Endorsable Fixed Penalty	Total	Number	%
Jan	1708	995	2703	1182	703	1885	-818	-30.3
Feb	1790	961	2751	1216	750	1966	-785	-28.5
Mar	2013	1000	3013	1543	839	2382	-631	-20.9
Apr	1696	697	2393	1541	701	2242	-151	-6.3
May	1742	900	2642	1534	719	2253	-389	-14.7
Jun	1587	605	2192	1109	541	1650	-542	-24.7
July	1478	688	2166	1201	464	1665	-501	-23.1
Aug	1510	590	2100	1118	388	1506	-594	-28.3
Sep	1379	757	2136	1100	620	1720	-416	-19.5
Oct	1427	792	2219	1330	802	2132	-87	-3.9
Nov	1377	783	2160	1035	593	1628	-532	-24.6
Dec	1066	754	1820	636	499	1135	-685	-37.6
Total	18773	9522	28295	14545	7619	22164	-6131	-21.7



Endorsable FPNs

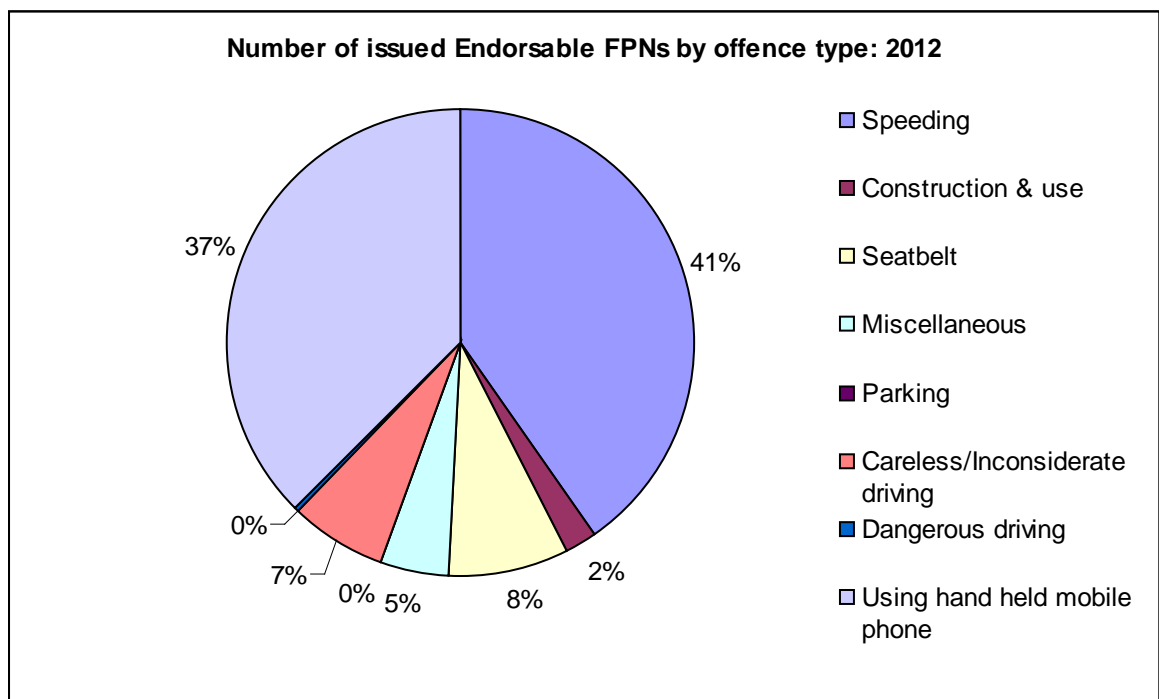
Endorsable FPNs accounted for two-thirds (14,545, 66%) of all issued FPNs in 2012. Craigavon police area issued the most Endorsable FPNs (1,723, 12%), followed by Fermanagh (1,163, 8%) and then Foyle (978, 7%). Persons aged 25 – 39 represent two fifths of those issued with an Endorsable FPN, followed by persons aged 40 – 54 (31%). Females accounted for 27% of all issued Endorsable FPNs, while males accounted for 73%. Speeding was the most common offence that Endorsable FPNs were issued for amongst both males and females (accounting for 44% of all Endorsable FPNs issued to females and 39% of all Endorsable FPNs issued to males).

Number of issued Endorsable FPNs by offence type, gender and age: 2012

	Gender			Age					
	Female	Male	Total	Under 25	25 - 39	40 - 54	55 - 69	70+	Total
Speeding	1710	4166	5876	1215	2265	1733	594	69	5876
Construction & use	55	263	318	141	87	71	19	0	318
Seatbelt	240	978	1218	207	449	386	155	21	1218
Miscellaneous	179	489	668	186	278	166	38	0	668
Careless/ Inconsiderate / Dangerous driving	225	786	1011	204	339	308	136	24	1011
Using hand held mobile phone	1472	3982	5454	692	2346	1862	542	12	5454
Total	3881	10664	14545	2645	5764	4526	1484	126	14545

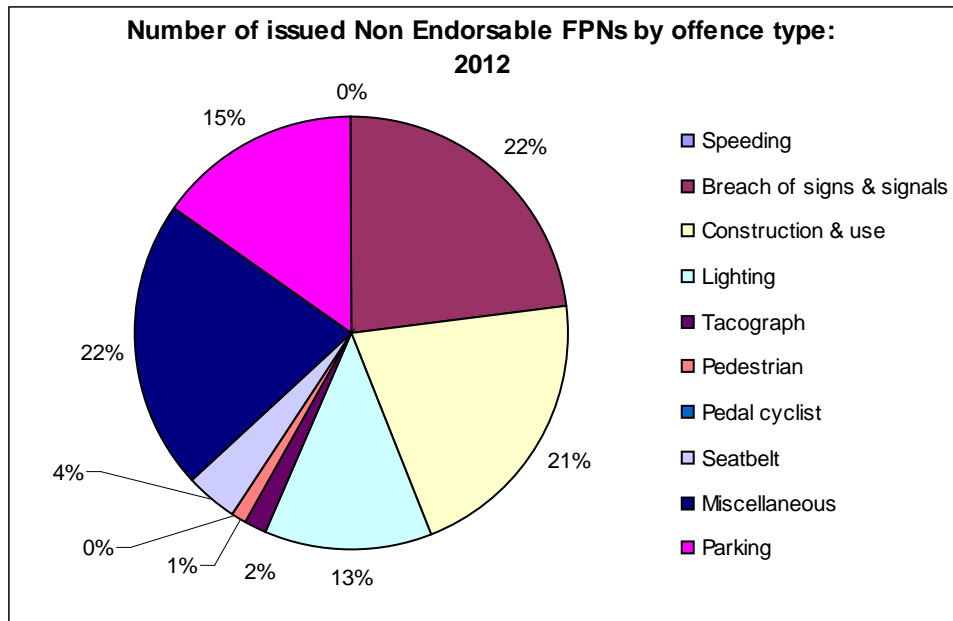
Please note:

Cells are merged to ensure that the identity of individuals or private information relating to them is not revealed - Careless driving and Dangerous driving offences have been merged together and Miscellaneous also includes parking offences



Non Endorsable FPNs

Non Endorsable FPNs accounted for one-third (7,619, 34%) of all issued FPNs in 2012. Breach of signs and signals accounted for over one fifth (22%) of all Non Endorsable issued FPNs of which two thirds (66%) were issued in South Belfast Police Area. The most Non Endorsable FPNs were issued in the month of March (839, 11%). South Belfast police area issued the most Non Endorsable FPNs (2,202, 29%), followed by Craigavon (755, 10%) and then Fermanagh (401, 5%).



NOT PROTECTIVELY MARKED

Number of issued FPNs by notice type and police area: 2011 and 2012

	2011			2012			Change	
	Endorsable Fixed Penalty	Non Endorsable Fixed Penalty	Total	Endorsable Fixed Penalty	Non Endorsable Fixed Penalty	Total	Number	Percentage
North Belfast	332	226	558	208	144	352	-206	-36.9
West Belfast	351	373	724	238	259	497	-227	-31.4
A District	683	599	1282	446	403	849	-433	-33.8
East Belfast	449	348	797	305	273	578	-219	-27.5
South Belfast	1127	2467	3594	679	2202	2881	-713	-19.8
B District	1576	2815	4391	984	2475	3459	-932	-21.2
Ards	356	58	414	271	34	305	-109	-26.3
Castlereagh	609	165	774	189	95	284	-490	-63.3
Down	510	162	672	509	207	716	44	6.5
North Down	584	83	667	335	67	402	-265	-39.7
C District	2059	468	2527	1304	403	1707	-820	-32.4
Antrim	1641	248	1889	844	181	1025	-864	-45.7
Carrickfergus	150	43	193	81	33	114	-79	-40.9
Lisburn	1027	376	1403	700	352	1052	-351	-25.0
Newtownabbey	726	253	979	465	160	625	-354	-36.2
D District	3544	920	4464	2090	726	2816	-1648	-36.9
Armagh	637	393	1030	627	193	820	-210	-20.4
Banbridge	555	269	824	281	119	400	-424	-51.5
Craigavon	1137	721	1858	1723	755	2478	620	33.4
Newry & Mourne	782	417	1199	503	237	740	-459	-38.3
E District	3111	1800	4911	3134	1304	4438	-473	-9.6
Cookstown	564	372	936	418	278	696	-240	-25.6
Dungannon & S Tyrone	1125	473	1598	480	194	674	-924	-57.8
Fermanagh	911	447	1358	1163	401	1564	206	15.2
Omagh	631	460	1091	421	254	675	-416	-38.1
F District	3231	1752	4983	2482	1127	3609	-1374	-27.6
Foyle	979	320	1299	978	394	1372	73	5.6
Limavady	354	67	421	244	77	321	-100	-23.8
Magherafelt	530	197	727	611	136	747	20	2.8
Strabane	756	151	907	618	88	706	-201	-22.2
G District	2619	735	3354	2451	695	3146	-208	-6.2
Ballymena	755	133	888	733	203	936	48	5.4
Ballymoney	237	54	291	114	35	149	-142	-48.8
Coleraine	673	173	846	397	136	533	-313	-37.0
Larne	226	49	275	352	105	457	182	66.2
Moyle	42	13	55	58	7	65	10	18.2
H District	1933	422	2355	1654	486	2140	-215	-9.1
Unknown Police Area	17	11	28	0	0	0	-28	-100.0
Total	18773	9522	28295	14545	7619	22164	-6131	-21.7

Definitions

Police Area

Police Area is based on the issuing officer's station. There are 29 police Areas in Northern Ireland 25 of which match to the local council areas with the exception of Belfast which is split into 4 police Areas; North, South East & West Belfast.

Discretionary Disposal

Discretionary disposals were introduced to provide a speedy, effective outcome tailored to the needs of the victim. In addition they challenge offenders to recognise the impact of their behaviour. They can be used for a specified list of low level offences and are dealt with in this way rather than reporting the case to the Public Prosecution Service. In addition, the offender must have admitted to the offence before a discretionary disposal can be considered.

Speed Awareness Courses

Drivers, depending on the speed at which they were detected, may be offered an opportunity to attend a Speed Awareness Course as an alternative to penalty points. The course which is available at five locations throughout Northern Ireland and delivered and managed by an appointed contractor must be attended within a period of 120 days from the date of detection. This method of disposal was introduced in June 2010. Certain restrictions apply to who can qualify for the speed awareness course option.

Notes

This report looks at all issued FPNs – both Endorsable and non Endorsable for 2012. It does not include FPNs issued to drivers who were detected for speeding through the NI Road Safety Partnership. Figures relating to those detected through the Partnership can be accessed via following link – [NI RSP](#)

A list of fixed penalty offences can be found at –
[Fixed Penalty Offence Codes](#)

Additional Data

Additional figures to accompany this report are published in a spreadsheet:
[Accompanying spreadsheet](#)

Further Information

Further details on Fixed Penalty Notice Statistics are available in the User Guide at:
[FPN User Guide](#)

This is a reference guide regarding the issues and definitions which are key to the production of FPN statistics.

Copies of other PSNI publications are available from the PSNI Internet site:
[PSNI Publications](#)

For further information about the Police Issued Fixed Penalty Notice Statistics for Traffic Offences in Northern Ireland, or to contact the responsible statistician in PSNI please:

Email: statistics@psni.police.uk;

Write to: Fixed Penalty Statistician, Statistics Branch, Lisnasharragh, 42
Montgomery Road, Belfast, BT6 9LD;

or Telephone: 0845 600 8000 ext 24135, Fax: 028 9092 2998

PSNI Policing Districts from 1st April 2007

