



Stop and Search Statistics

Quarter 4 2011/12

1st January to 31st March 2012

Incorporating final figures for Financial Year 2011/12 (1st April 2011 - 31st March 2012)

Published 31st May 2012

Contact:

Security Statistician

PSNI Statistics Branch

Lisnasharragh

42 Montgomery Road

Belfast

BT6 9LD

Tel 0845 600 8000 Ext. 24135

Email: statistics@psni.police.uk



Personal

Professional

Protective

TABLE OF CONTENTS

PACE/ Terrorism Act/ Justice and Security Act - Stop and Search Statistics

Number of persons stopped and searched/stopped and questioned by each legislative power - 2010/11 to 2011/12	Page 3
Number of persons stopped and searched/stopped and questioned and subsequent arrests by Area and District- 1st January - 31st March 2012	Page 4
Number of persons stopped and searched/stopped and questioned under PACE, Terrorism Act and Justice and Security Act- 2010/11 to 2011/12	Page 5
Number of persons stopped/searched under PACE and subsequent arrests by reason for search - 2010/11 to 2011/12	Page 6
Number of persons* stopped/searched under PACE by reason for search by Area and District-1st January - 31st March 2012	Page 7

* those persons stopped/searched under a combination of legislative powers will be included in the two relevant tables (i.e. there will be some duplication)

Key Statistics - 1st January to 31st March 2012

- > During the period 1st January to 31st March 2012, 8,528 persons were stopped and searched. This is 953 less than the total of 9,481 in Quarter 3.
- > There were 5,488 persons stopped and searched under PACE and combinations of PACE used with other legislation of whom 456 were subsequently arrested.
- > There were 51 persons stopped and searched under Section 43 of the Terrorism Act. Under the Justice and Security Act 847 persons were stopped and questioned under JSA Section 21 and 2,534 persons were stopped and searched under JSA Section 24.

Key Statistics - 1st April 2011 to 31st March 2012

- > The total number of persons stopped and searched in the financial year 2011/12 was 35,268 compared with 45,394 in 2010/11. Most people were stopped using PACE legislation (20,746 persons) or combinations thereof with 1,570 people being subsequently arrested.
- > In terms of usage of other stop and search powers over the financial year, 254 persons were stopped and searched under TACT S43, 3,511 persons were stopped and questioned under JSA S21 and 12,699 were stopped and searched under JSA Section 24.

Data Quality: This report uses information extracted from STOPS, an integrated database designed to capture stop & search information. Officers populate STOPS directly by using their mobile data device when performing a stop & search. Validation checks were performed on the information before publishing this data.

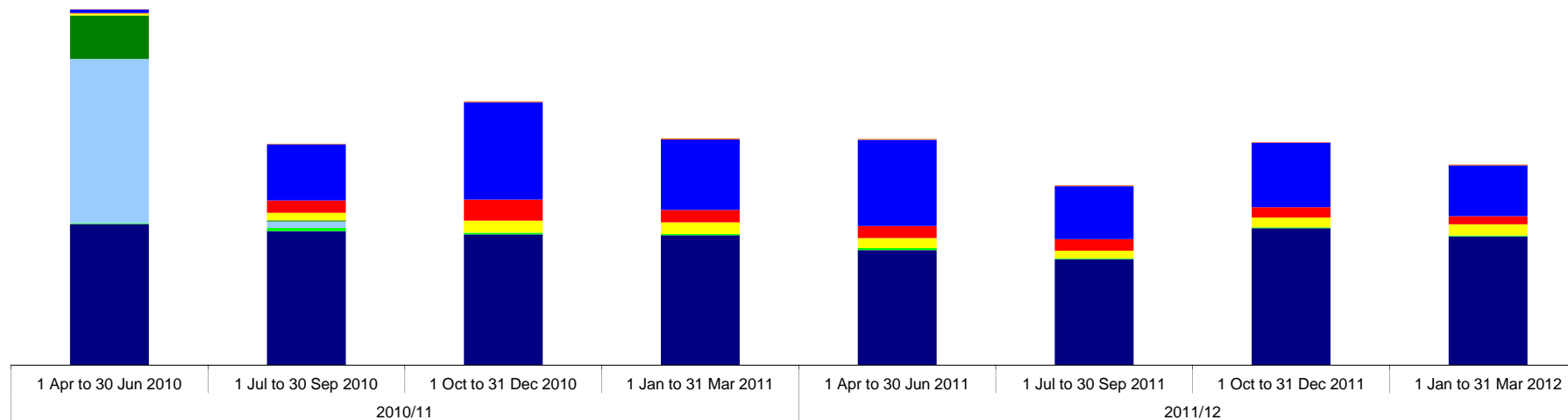
Number of persons stopped and searched/stopped and questioned by each legislative power - 2010/11 to 2011/12

	2010/11					2011/12				
	1 Apr to 30 Jun 2010	1 Jul to 30 Sep 2010	1 Oct to 31 Dec 2010	1 Jan to 31 Mar 2011	Total 2010/11	1 Apr to 30 Jun 2011	1 Jul to 30 Sep 2011	1 Oct to 31 Dec 2011	1 Jan to 31 Mar 2012	Total 2011/12
Number of persons stopped and searched under PACE	5,997	5,691	5,551	5,511	22,750	4,879	4,498	5,819	5,468	20,664
Number of persons stopped and searched under PACE & JSA 21	-	-	8	14	22	16	21	8	7	52
Number of persons stopped and searched under PACE & JSA 24	-	-	7	6	13	3	7	4	13	27
Number of persons stopped and searched under PACE & JSAS21 & JSAS24	-	-	-	-	-	-	1	-	-	1
Number of persons stopped and searched under PACE & TACT S43	-	-	-	-	-	1	-	1	-	2
Number of persons stopped and searched under TACT S43	31	139	72	57	299	92	41	30	31	194
Number of persons stopped and searched under TACT S44	6,992	271	1	-	7,264	-	-	-	-	-
Number of persons stopped under TACTS44 and questioned under JSA Section 21	1,849	43	-	-	1,892	-	-	-	-	-
Number of persons stopped and questioned under JSA Section 21	86	334	513	494	1,427	426	317	414	478	1,635
Number of persons stopped under JSA Section 24 and questioned under JSA Section 21	26	519	892	530	1,967	509	488	445	350	1,792
Number of persons stopped and searched under JSA Section 24	147	2,385	4,152	3,000	9,684	3,670	2,261	2,751	2,161	10,843
Number of persons stopped and searched under TACT S43 & JSA S21	-	10	5	4	19	7	2	3	10	22
Number of persons stopped and searched under TACT S43 & JSA S24 & JSA S21	1	15	6	6	28	4	-	3	2	9
Number of persons stopped and searched under TACT S43 & JSA S24	1	6	10	12	29	11	5	3	8	27
Total Persons stopped and searched/questioned*	15,130	9,413	11,217	9,634	45,394	9,618	7,641	9,481	8,528	35,268

* The above table presents the number of stop and search/questions by each legislation including those stop and searches which have used multiple legislations e.g. JSA S24 and JSA S21.

Number of persons stopped and searched/ stopped and questioned under PACE, Terrorism Act and Justice and Security Act - Trend Information

■ PACE ■ TACT S43 ■ TACT S44 ■ TACT S44 & JSA S21 ■ JSA S21 ■ JSA S24 & JSA S21 ■ JSA S24 ■ Other



Number of persons stopped and searched/stopped and questioned and subsequent arrests by Area and District

	Q4: 1st January -31st March 2012		Financial Year: 1st April 2011- 31st March 2012	
	Total Persons	Total Arrests	Total Persons	Total Arrests
North Belfast	378	23	1,511	77
West Belfast	679	32	2,253	84
A District Total	1,057	55	3,764	161
East Belfast	379	21	1,253	78
South Belfast	799	97	2,659	274
B District Total	1,178	118	3,912	352
Ards	221	15	812	55
Castlereagh	211	9	1,272	47
Down	366	16	1,565	59
North Down	256	8	1,082	47
C District Total	1,054	48	4,731	208
Antrim	275	18	1,190	61
Carrickfergus	53	*	386	12
Lisburn	476	32	2,766	119
Newtownabbey	253	*	1,365	78
D District Total	1,057	63	5,707	270
Armagh	240	14	1,212	49
Banbridge	111	4	376	21
Craigavon	622	17	2,490	60
Newry and Mourne	625	33	2,138	102
E District Total	1,598	68	6,216	232
Cookstown	187	*	1,208	41
Dungannon	203	13	958	38
Fermanagh	197	23	1,010	54
Omagh	174	*	1,179	36
F District Total	761	46	4,355	169
Foyle	492	23	1,650	81
Limavady	166	13	551	32
Magherafelt	153	*	525	27
Strabane	214	*	1,456	10
G District Total	1,025	43	4,182	150
Ballymena	342	26	1,173	99
Ballymoney	65	*	165	9
Coleraine	287	16	833	44
Larne	49	4	120	8
Moyle	55	*	110	3
H District Total	798	49	2,401	163
NI Overall	8,528	490	35,268	1,705

* Disclosure control has been applied to these data in order to ensure that the identity of individuals, or any private information relating to them is not revealed.

^ Please note that some people may have been stopped and searched and subsequently arrested under a combination of Powers (see page 3)

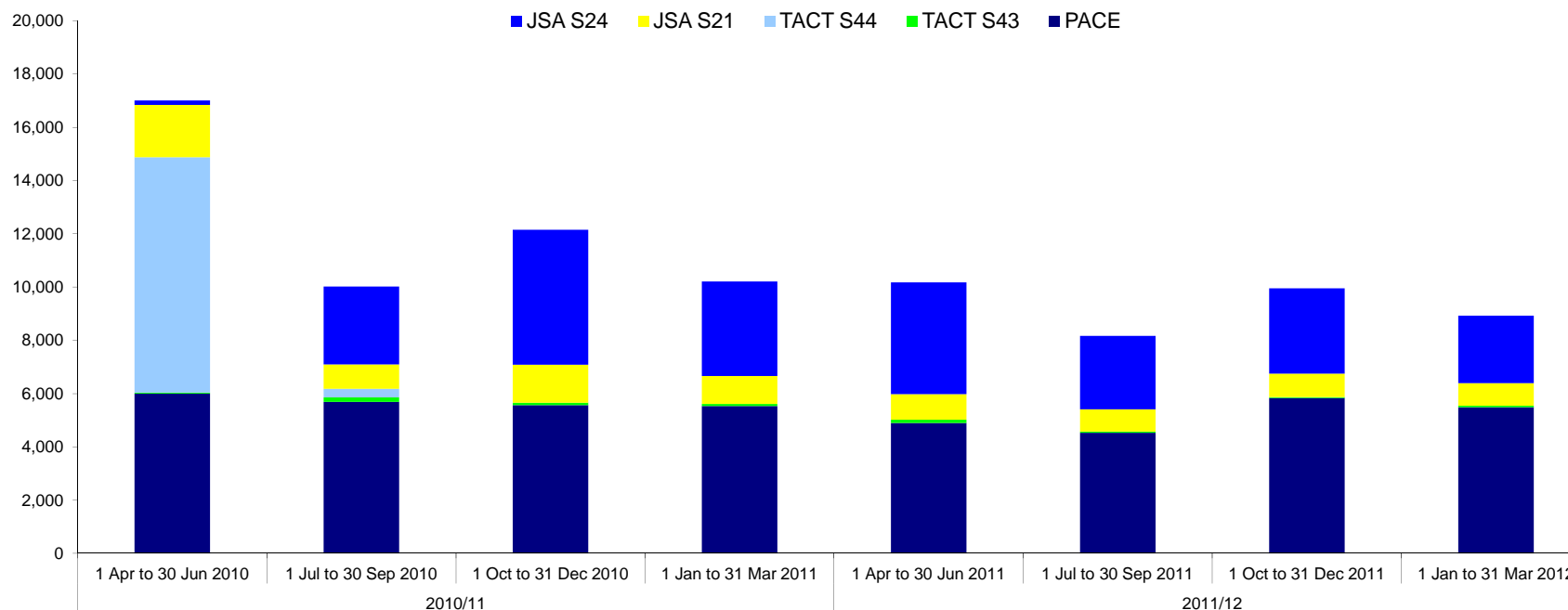
Frequency of use of PACE, Terrorism Act and Justice and Security Act powers: 2010/11 to 2011/12

	2010/11					2011/12				
	1 Apr to 30 Jun 2010	1 Jul to 30 Sep 2010	1 Oct to 31 Dec 2010	1 Jan to 31 Mar 2011	Total 2010/11	1 Apr to 30 Jun 2011	1 Jul to 30 Sep 2011	1 Oct to 31 Dec 2011	1 Jan to 31 Mar 2012	Total 2011/12
Number of persons stopped and searched under PACE	5,997	5,691	5,566	5,531	22,785	4,899	4,527	5,832	5,488	20,746
Number of persons stopped and searched under TACT S43	33	170	93	79	375	115	48	40	51	254
Number of persons stopped and searched under TACT S44	8,841	314	1	-	9,156	-	-	-	-	-
Number of persons stopped and questioned under JSA Section 21*	1,962	921	1,424	1,048	5,355	962	829	873	847	3,511
Number of persons stopped and searched under JSA Section 24*	175	2,925	5,067	3,554	11,721	4,197	2,762	3,206	2,534	12,699
Total Stop and Search/Questions*	17,008	10,021	12,151	10,212	49,392	10,173	8,166	9,951	8,920	37,210

* Please note that this is not the total number of persons stopped and searched/questioned as a stop and search/question can be carried out under two different legislations e.g. JSA S24 and JSA S21

^ Note the total for previous quarters may have changed due to the submission of late forms or data verification since the last report was issued.

Frequency of use of PACE, Terrorism Act and Justice and Security Act powers - Trend Information

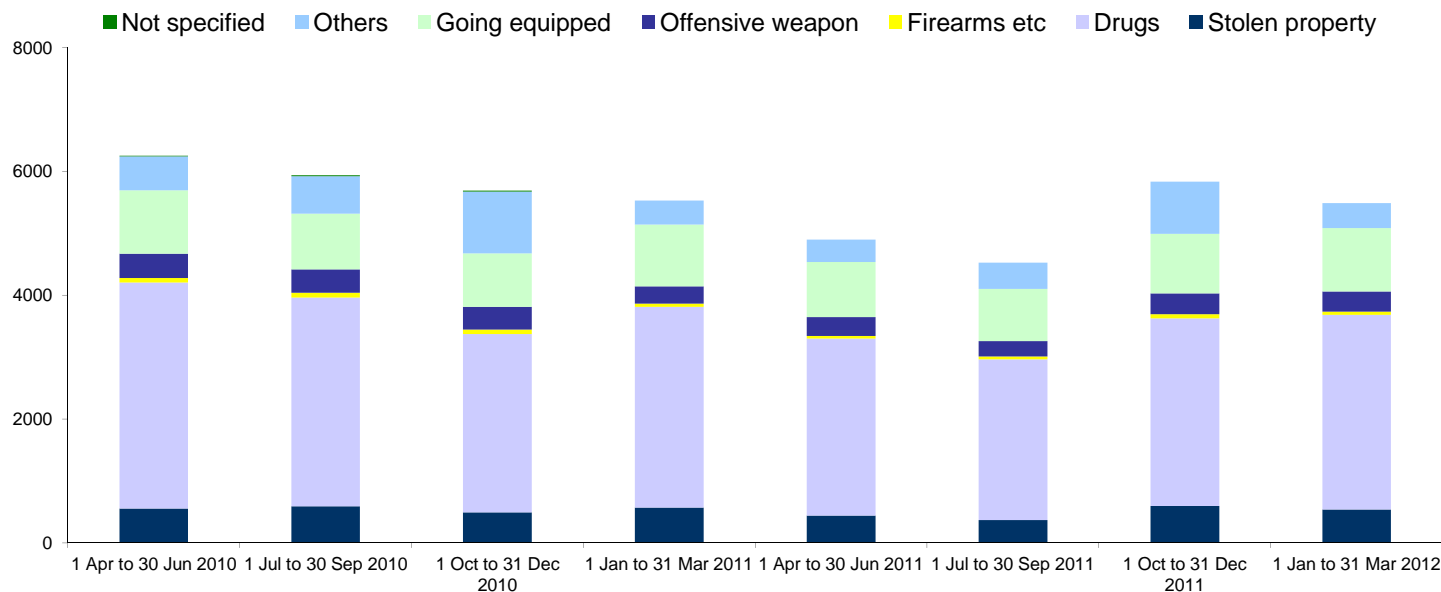


Number of persons stopped/searched under PACE and subsequent arrests by reason for search - 2010/11 to 2011/12

	2010/11										2011/12									
	1 Apr to 30 Jun 2010*		1 Jul to 30 Sep 2010*		1 Oct to 31 Dec 2010*		1 Jan to 31 Mar 2011		Total 2010/11		1 Apr to 30 Jun 2011		1 Jul to 30 Sep 2011		1 Oct to 31 Dec 2011		1 Jan to 31 Mar 2012		Total 2011/12	
	Search	Arrests	Search	Arrests	Search	Arrests	Search	Arrests	Search	Arrests	Search	Arrests	Search	Arrests	Search	Arrests	Search	Arrests	Search	Arrests
Stolen property	551	72	590	89	493	64	570	59	2,204	284	439	80	367	60	597	79	539	79	1,942	298
Drugs	3,652	140	3,371	201	2,878	138	3,241	150	13,142	629	2,861	138	2,598	151	3,028	154	3,143	202	11,630	645
Firearms etc	77	9	77	2	74	4	51	2	279	17	39	5	44	5	69	6	53	8	205	24
Offensive weapon	388	50	378	39	368	46	281	48	1,415	183	307	45	250	33	337	48	323	63	1,217	189
Going equipped	1,028	70	901	69	863	50	1000	57	3,792	246	892	73	844	77	960	45	1,025	49	3,721	244
Others	546	63	604	77	998	72	388	45	2,536	258	361	38	424	33	841	44	405	55	2,031	170
Not specified	9	-	16	-	16	-	-	-	41	-	-	-	-	-	-	-	-	-	-	-
Total Persons	5,997	370	5,691	452	5,566	366	5,531	361	22,785	1,549	4,899	379 (7.7%)	4,527	359	5,832	376	5,488	456	20,746	1,570

*Note: As a person can be stopped/ searched for more than one reason, the number of stop/ searches by reason does not sum to the total number of persons stopped/searched. Similarly the total arrests by reason will not add up to the total number of persons arrested

Number of persons stopped/searched under PACE by reason for search - Trend Information



Number of persons* stopped/searched under PACE by reason for search by Area and District: 1st January to 31st March 2012

	Stolen property	Drugs	Firearms etc	Offensive weapon	Going equipped	Others	Not specified	Total Persons
North Belfast	14	103	2	13	64	16	-	212
West Belfast	33	177	2	36	133	11	-	392
A District Total	47	280	4	49	197	27	-	604
East Belfast	31	124	6	16	65	21	-	263
South Belfast	101	270	2	72	154	65	-	664
B District Total	132	394	8	88	219	86	-	927
Ards	11	55	4	7	36	19	-	132
Castlereagh	5	45	2	9	23	3	-	87
Down	19	104	4	9	35	7	-	178
North Down	15	26	-	3	40	22	-	106
C District Total	50	230	10	28	134	51	-	503
Antrim	12	115	4	12	46	19	-	208
Carrickfergus	3	30	-	1	8	2	-	44
Lisburn	32	153	1	22	62	13	-	283
Newtownabbey	31	75	-	14	65	11	-	196
D District Total	78	373	5	49	181	45	-	731
Armagh	16	92	1	5	7	10	-	131
Banbridge	2	71	-	2	7	-	-	82
Craigavon	20	225	2	15	34	25	-	321
Newry and Mourne	33	304	10	15	38	30	-	430
E District Total	71	692	13	37	86	65	-	964
Cookstown	5	86	-	6	7	5	-	109
Dungannon	11	116	4	14	7	11	-	163
Fermanagh	13	89	-	-	12	8	-	122
Omagh	5	120	-	1	8	5	-	139
F District Total	34	411	4	21	34	29	-	533
Foyle	28	113	1	12	31	11	-	196
Limavady	9	126	3	-	12	1	-	151
Magherafelt	5	81	-	3	9	9	-	107
Strabane	10	14	2	-	9	8	-	43
G District Total	52	334	6	15	61	29	-	497
Ballymena	30	202	2	19	23	37	-	313
Ballymoney	8	18	-	1	24	1	-	52
Coleraine	17	162	1	11	50	33	-	274
Larne	10	19	-	2	6	1	-	38
Moyle	10	28	-	3	10	1	-	52
H District Total	75	429	3	36	113	73	-	729
NI Overall	539	3,143	53	323	1,025	405	-	5,488